

# **Arizona Department Of Insurance**

## **2005/2006 Annual Report**



**Janet Napolitano  
Governor**

**Christina Urias  
Director of Insurance**

Printed copies of the this report are restricted in accordance with A.R.S. § 41-4153 (H.B. 2414, Laws 2002). This report is posted on the Department of Insurance website ([www.id.state.az.us](http://www.id.state.az.us)).

Please contact our Americans with Disabilities Act (ADA) Coordinator at (602) 364-3471 if you need reasonable accommodations due to a disability or handicap with regard to this publication or other services of this Department. Requests should be made as early as possible to allow reasonable time to make necessary arrangements or procure materials in an alternate format.

# **Arizona Department of Insurance 2005/2006\* Annual Report**

**Christina Urias  
Director of Insurance**

**to**

**Janet Napolitano  
Governor  
and  
Members of the Arizona  
Legislature**

**Arizona Department of Insurance  
2910 North 44th Street, Suite 210  
Phoenix, Arizona 85018  
(602) 364-3100**

*The information in this report is in the public domain  
and may be reprinted without permission.*

*\* To provide the public with the most up-to-date information about the Department of Insurance and the domestic insurance industry, this report contains the most current, complete data available, which in some cases is for Calendar Year 2005 and in others is for Fiscal Year 2006 (7/01/05 through 6/30/06). Generally, data concerning the Department's licensees is reported for Calendar Year 2005, while data relating to the Department's operations is reported for Fiscal Year 2006. Exceptions are noted.*



# TABLE OF CONTENTS

<b>Directory</b> .....	1
<b>Message from the Director of Insurance</b> .....	2
<b>Strategic Plan Summary</b> .....	3
<b>Division Reports</b> .....	4
Director's Office .....	6
Administrative Services and Licensing .....	8
Consumer Affairs .....	12
Health Care Appeals .....	13
Financial Affairs .....	15
Property and Casualty .....	17
Life and Health .....	20
Investigations Division .....	22
Fraud Unit .....	23
Market Oversight Division .....	24
Guaranty Funds .....	25
Receivership .....	26
Captive Insurance .....	27
<b>Public Information Resources</b> .....	28
Internet Resources .....	30
Newsletter Profile .....	32
Consumer Publications .....	33
<b>Laws and Policy</b> .....	34
2004 and 2005 Legislation .....	36
2004 Regulatory Bulletins .....	37
<b>Fiscal Reports</b> .....	38
<b>Insurance Professionals and Insurers Authorized in Arizona</b> .....	42
Summary of Insurance Professionals .....	44
Synopsis of Annual Statements .....	45
Insurers Authorized in Arizona .....	47
<b>Top 25 Authorized Premium Writers for Select Lines of Business</b> .....	98
<b>Insurers That Ceased Arizona Business Activity</b> .....	116
<b>Receivership Activity</b> .....	120
<b>Qualified Surplus Lines Insurers</b> .....	124
Alphabetical Listing of Surplus Lines Insurers .....	126
Top 25 Types of Surplus Lines Business Written in 2005 .....	130

# DIRECTORY

## Arizona Department of Insurance

2910 North 44th Street, Suite 210 ~ Phoenix, Arizona 85018

www.id.state.az.us

Divisions	Sections	Phone Numbers	Facsimile Numbers
Director's Office		(602) 364-3471	(602) 364-3470
Administrative Services	<b>Business Services</b> Accounting, Human Resources, and Purchasing	(602) 364-3100	(602) 364-2400
	<b>Licensing</b> <i>licensing@id.state.az.us</i>	(602) 364-4457 (877) 660-0964	(602) 364-4460
Arizona Guaranty Funds 1110 W. Washington, Ste. 270 Phoenix, AZ 85007		(602) 364-3863	(602) 364-3872
Captive Insurance	<i>captive@id.state.az.us</i>	(602) 364-4490	(602) 364-3989
Consumer Affairs	<b>Consumer Services</b> <i>consumers@id.state.az.us</i>	(602) 364-2499 (800) 325-2548	(602) 364-2505
	<b>Consumer Services—Spanish</b> <i>ayuda@id.state.az.us</i>	(602) 364-2977	(602) 364-2505
	<b>Health Care Appeals</b>	(602) 364-2399	(602) 364-2398
	<b>Market Assistance</b> <i>consumers@id.state.az.us</i>	(602) 364-2496 (800) 544-9208	(602) 364-2505
Market Conduct		(602) 364-4994	(602) 364-4998
Financial Affairs	<b>Financial Examination, Financial Surveillance, and Special Insurance Markets</b>	(602) 364-3999	(602) 364-3989
	<b>Financial Compliance</b> <i>(Records, Tax, Trust Deposits)</i>	(602) 364-3998	(602) 364-3989
Investigations 2929 N. 44th St, Ste. 410 Phoenix, AZ 85020	<b>Fraud Unit and Administrative Enforcement</b> <i>investigations@id.state.az.us</i>	(602) 912-8418	(602) 912-8419
Life and Health	<b>Rates and Forms, Utilization Review Agents, and Third Party Administrators</b>	(602) 364-2393	(602) 364-2175
	<b>Managed Care and Prepaid Dental Plan Oversight</b>	(602) 364-2394	(602) 364-2175
Property and Casualty	<b>Rates and Forms, and Registration</b>	(602) 364-3453	(602) 364-3989
Receivership		(602) 364-4495	(602) 364-4494
Tucson Office 400 W. Congress, Ste. 152 Tucson, AZ 85701		(520) 628-6370	(520) 628-6633

# A Message from the Director of Insurance



Governor Napolitano and Members of the Arizona Legislature,

I am pleased to provide this 2005/2006 Annual Report of the Arizona Department of Insurance. The functions of the Department of Insurance are invaluable to Arizona consumers. The one-on-one assistance provided to the public and the financial scrutiny maintained over the massive insurance institutions doing business in our state make the Department of Insurance a critical component of state government.

Through fee and assessment revenues, the Department reimburses the General Fund for the amount of its appropriation. In fiscal year 2006, the Department collected and remitted over \$373 million in insurance premium tax revenues to the General Fund, and nearly \$29 million to fire fighter and public safety retirement funds. The Department continued to adeptly regulate an insurance industry which transacted over \$22 billion of premiums in this state in 2005 and to render helpful information and service to a significantly increasing population of insurance consumers and licensees.

My continued respect and gratitude goes to the Department's staff for another year of excellent service to Arizona's insurance consumers.

A balanced approach to insurance regulation needs all stakeholders in Arizona's insurance markets to continue to work together to further our joint interests in assuring the economic development of the insurance companies doing business in our state, while protecting the interests of Arizona insurance consumers.

Sincerely,

A handwritten signature in black ink, appearing to read 'Christina Urias', written in a cursive style.

Christina Urias  
Director of Insurance

# Strategic Plan Summary

The mission of the Department of Insurance is ***to faithfully execute the state insurance laws in a manner that protects insurance consumers and encourages economic development.***

The Department achieves its overall mission through accomplishing the missions of the following programs and subprograms.

<b>PROGRAM / SUBPROGRAM</b>	<b>MISSION STATEMENT</b>
<b>Policy and Administration</b>	<b>To provide leadership, direction, coordination and support, enabling the agency to achieve its mission.</b>
<b>Solvency Regulation</b>	<b>To oversee and promote the ability of authorized insurers to perform their financial obligations under insurance policies.</b>
Financial Condition and Soundness Oversight	To detect and deter insurer financial deficiencies and unsound practices as early as possible.
Insolvency Administration	To minimize the impact of insurer insolvencies on Arizona residents.
<b>Consumer Support</b>	<b>To inform, assist and protect Arizona insurance consumers.</b>
Consumer Information and Assistance	To make available and promote insurance-related information and assistance to enable Arizona consumers to make informed decisions, and to facilitate their receipt of benefits to which they are entitled.
Market Practices Oversight	To protect Arizona insurance consumers from unfair and illegal market practices and to oversee insurer compliance with Arizona laws that promote effective health service delivery systems.
<b>Fraud Investigation and Deterrence</b>	<b>To deter, investigate, and facilitate conviction for insurance fraud.</b>
<b>Licensing</b>	<b>To render efficient, effective and quality insurance licensing services and to restrict license issuance and renewal to qualified candidates.</b>
Professional Service Licensing	To render efficient, effective and quality licensing services to insurance producers and other insurance-related service providers and to restrict license issuance and renewal to qualified applicants.
Insurer Licensing	To render efficient, effective and quality licensing services to insurers and other insurance risk bearing entities and to restrict license issuance to qualified applicants.
<b>Premium Tax Collections and Analysis</b>	<b>To fully collect, efficiently deposit and accurately forecast insurance premium tax revenues.</b>
<b>Captive Insurance</b>	<b>To provide a regulatory environment that enables development of the domestic captive insurance industry, and to oversee the soundness of domestic captive insurers.</b>



# Department of Insurance Division Reports



## Director of Insurance

### Financial Affairs Division

- Compliance Section
- Examination Section
- Surveillance Section
- Special Insurance Markets Section

### Receivership Division

### Insurance Guaranty Funds

- Life and Disability Insurance Guaranty Fund Board
- Property and Casualty Insurance Guaranty Fund Board

### Captive Insurance Division

### Administrative Services Division

- Accounting Section
- Business Services Section
- Licensing Section
  - Continuing Education Review Committee

### Information Services Division

### Consumer Affairs Division

- Consumer Assistance Section
- Health Care Appeals Section

### Market Oversight Division

- Market Analysis Section
- Market Conduct Examination Section

### Investigations Division

- Administrative Enforcement Section
- Insurance Fraud Unit

### Property and Casualty Division

- Rates and Forms Section
  - Workers' Compensation Appeals Board
  - Insurance Consumer Advisory Board
- Registration Section

### Life and Health Division

- Managed Care Section
- Forms Review Section
- Utilization Review / TPA Section



# OFFICE OF THE DIRECTOR

*Christina Urias ..... Director*  
*Gerrie Marks ..... Deputy Director*  
*Erin H. Klug ..... Public Information Officer*  
*Mary Kosinski..... Executive Asst., Regulatory Affairs*  
*Margaret McClelland..... Rules Analyst*  
*Karlene Wenz ..... Executive Asst., Policy Affairs*

The mission of the Director's Office is to provide leadership, direction, coordination and support, enabling the Department to achieve its overall mission. The Director's Office:

- As a Cabinet level agency, advises and supports the Governor's Office
- Develops, recommends and implements insurance-related legislation
- Develops and promulgates appropriate rules, conducts five year rule reviews, and submits annual reports and substantive policy statements to the Governor's Regulatory Review Council.
- Develops the agency's operational policies and coordinates and directs the activities of the agency's divisions
- Provides technical support and advice to state legislators and the U.S. Congressional delegation
- Participates as a member of the National Association of Insurance Commissioners
- Coordinates interaction with the agency's major constituencies, including consumers, licensees, industry, elected officials and the media
- Coordinates the agency's interaction with other state and federal agencies
- Coordinates and participates in numerous task forces and advisory groups
- Oversees the administration of boards and other public bodies within the agency
- Oversees the preparation, publication and distribution of regulatory information to the public, including consumer oriented literature, statutorily required reports, the agency newsletter, and the agency website.
- Makes appearances and speeches before interested groups
- Coordinates legal representation of the agency by the Attorney General's Office
- Renders ultimate decisions in administrative proceedings necessary to enforce and administer the Insurance Code
- Develops the Agency Operational Plan, Budget Request, Information Technology Plan, Business Continuity Plan, and Disaster Preparedness Plan
- Oversees the development of the agency's work force
- Monitors the performance of the agency and its divisions, and promotes continuous improvement in agency efficiency and customer service
- Provides agency accounting, budgeting, payroll, personnel, facilities management, risk management, telecommunication, information technology, mail processing and courier services.

## **Director's Office Highlights for Fiscal Year 2006**

- ◆ *Made more than 50 presentations to school classes, organizations and associations to educate insurance consumers and industry personnel.*
- ◆ *Implemented and promoted a new title insurance consumer education campaign including a new webpage, consumer brochure and multiple messages in various Arizona periodicals.*
- ◆ *Continued to promote public awareness about the need for "check ups" to evaluate the adequacy of homeowners' insurance coverage.*
- ◆ *Updated the agency's Business Continuity Plan.*
- ◆ *Evaluated and participated in 7 multi-state settlements with various insurance companies on issues including contingent commissions, captive reinsurance agreements and sales to military personnel.*
- ◆ *Managed the implementation of a new telephone system for the Department.*

# ADMINISTRATIVE SERVICES DIVISION

Scott Greenberg..... Chief Operating Officer  
Steven Fromholtz..... Licensing Administrator  
Mary Jordan ..... Accounting Manager  
Barbara Beltran..... Business Services Supervisor

The Division is comprised of the Licensing Section, the Business Services Section and the Accounting Section.

## Licensing Section

The mission of the Licensing Section is to provide efficient, effective and quality insurance licensing services to producers and other insurance-related service providers. The Licensing Section ensures that insurance license candidates meet all qualifications before issuing or renewing a license. The Section reviews and analyzes applications for professional-services licensure, maintains and accesses agency-specific and national licensing databases, obtains criminal history information on certain applicants, maintains electronic and physical license files, administers contracts for pre-license examination services and for continuing education provider and course certification.

Although the professional services licensing population grew by 8.9% during Fiscal Year 2006<sup>1</sup>, the Licensing Section continued to operate efficiently, reviewing license applications in an average of only 6.7 licensing time frame days<sup>2</sup>.

### **Licensing Highlights For Fiscal Year 2006**

- ◆ *Processed 28,540 new license applications, a 10.9% increase from the prior fiscal year.*
- ◆ *Received 15,090 new applications electronically, 52.9% of all new applications received during Fiscal Year 2006.*
- ◆ *Processed 38,524 license renewal applications, a 11.5% increase from the prior fiscal year.*
- ◆ *Responded to 136 public records requests in an average of 3.8 days.*
- ◆ *Satisfied 91.9% of customers responding to surveys during Fiscal Year 2006.*
- ◆ *Reviewed license and renewal applications in an overall average of 6.7 licensing time frame days<sup>2</sup>.*

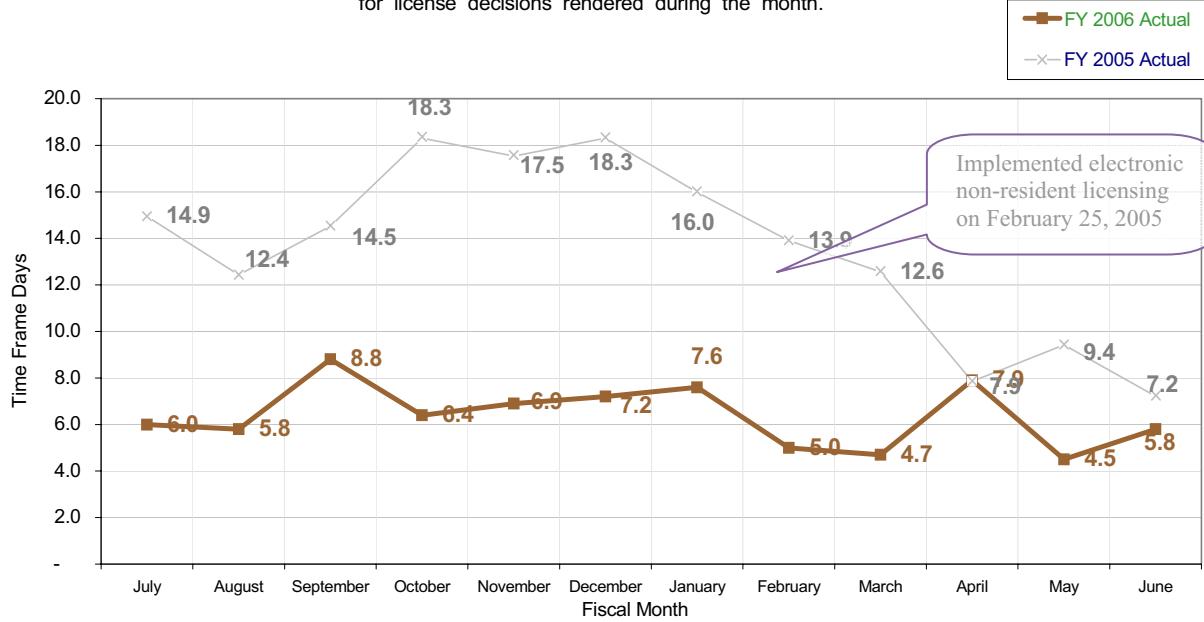
<sup>1</sup> From 99,379 at June 30, 2004, to 110,063 at June 30, 2005.

<sup>2</sup> “Licensing time frame days” are the “overall time frame” days, as defined in A.R.S. §41-1072(2), minus the days that the overall time frame is suspended in accordance with A.R.S. § 41-1074(B).

The following charts illustrate the licensing cycle time and application processing workload during the last two fiscal years on a monthly basis.

### License Application Cycle Time

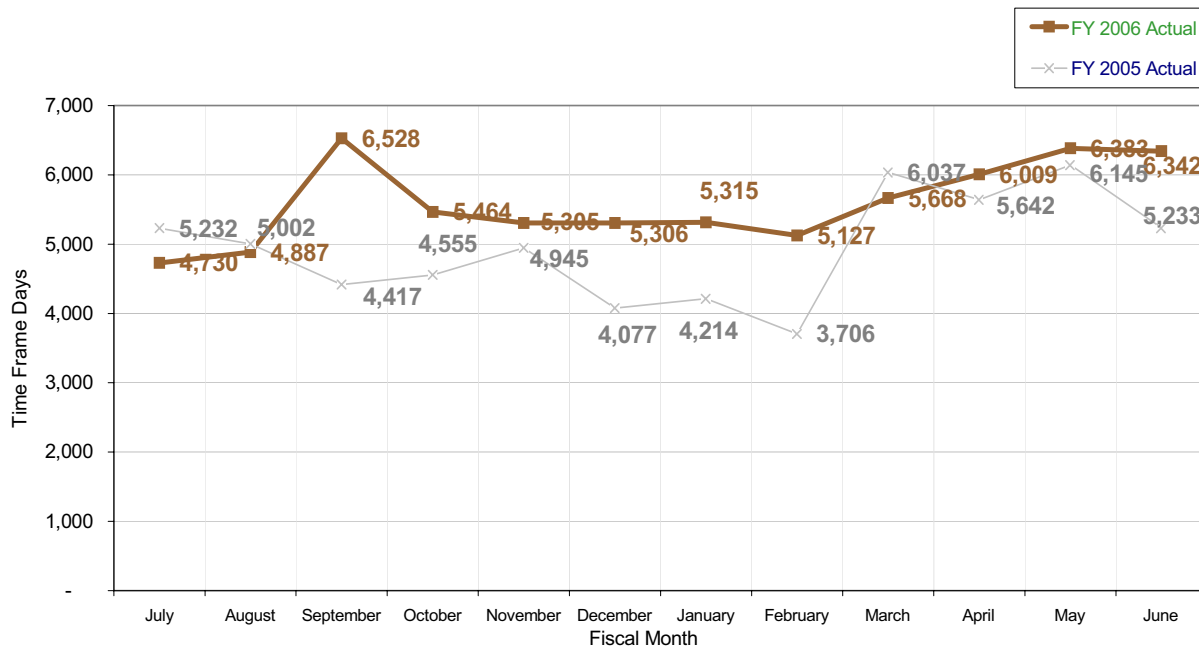
Average timeframe days\* from date application is received to date license decision is rendered for license decisions rendered during the month.



\*"Timeframe days" exclude the number of days during which applications have been returned to applicants due to deficiencies.

### Applications Processed

Total number of license and renewal applications processed each month



### ***Electronic Non-Resident Licensing (E-NRL)***

The Department's Information Services Division worked in cooperation with the National Insurance Producer Registry ("NIPR"), an affiliate of the National Association of Insurance Commissioners ("NAIC"), to develop an "Electronic Non-resident Licensing" system ("E-NRL"). Under the new Internet-based E-NRL system, a licensee in one state may now apply for and pay fees for an additional insurance license in one or more other states. The E-NRL system validates and transmits the applicant's data and fees to the new state to review the data, make licensing decisions, and issue licenses to qualified applicants.

Implementation of E-NRL has enabled the Licensing Section to process an increased number of license applications in less time and without any additional staff, as depicted in the charts on the preceding page.

Additionally, E-NRL appears to have encouraged license applications to be made in Arizona. During Fiscal Year 2006, the Department received 15.1% more nonresident license applications than the year before<sup>3</sup>. Typically, the Department would expect an 8 to 10% annual increase in the volume of applications<sup>4</sup>. Consequently, Arizona benefited by approximately \$110,900 in increased license fee revenues deposited to the General Fund.

### ***Insurance Professional License Update System (I-PLUS)***

The Licensing Section and Information Services Division have begun working with the Arizona Government Information Technology Agency and IBM to develop an online Insurance Professional License Update System (I-PLUS). Once implemented, an Arizona-licensed insurance professional will be able to update demographic information at any time, and will be able to submit renewal applications and renewal fees electronically. The system will automatically evaluate the electronic renewal application data against NAIC and NIPR database information to identify applicants requiring further scrutiny, and will determine compliance with continuing education requirements. The I-PLUS renewal process will take about 20 minutes for an applicant to complete, and a successful online renewal will automatically update the Department's database information. We expect this initiative will allow the Department to enhance its high quality of services to an increasing license population while postponing the need for additional staff.

### ***Insurance Continuing Education (CE) Roster Reporting***

A 2004 change to the insurance continuing education (CE) law allows the Department to verify compliance with the CE requirement by means other than receiving a physical CE completion certificate. During 2006, the Department instructed Thomson Prometric, Arizona's insurance CE administrator<sup>5</sup>, to

---

<sup>3</sup> 20,923 in FY 2006; 18,181 in FY 2005.

<sup>4</sup> A 10% increase would have provided the Department with 19,999 non-resident license applications.

<sup>5</sup> Procured and utilized pursuant to A.R.S. § 20-2904.

establish and administer a system so insurance CE course providers would report course completion information to Thomson Prometric, and Thomson Prometric would make that information available to the Department and to the public via the Internet. The change provides the following benefits:

- Licensees no longer need to supply physical course completion certificates as part of a license renewal application – the Department can obtain a transcript from the Thomson Prometric web site.
- Insurance companies can better track the education completed by the insurance professionals they use to market their insurance products.
- The public can view the education that has been completed by their insurance professionals.
- The I-PLUS system (described earlier) will be able to use CE course completion data to determine whether the CE requirement has been satisfied.

### **Business Services Section**

The mission of the Business Services Section is to provide the goods and services needed to support efficient and effective agency operations. This Section is responsible for personnel, procurement, mail distribution and metering, facilities management, risk management and strategic planning support.

### **Accounting Section**

The mission of the Accounting Section is to promptly and accurately complete and record agency accounting transactions. This Section is responsible over cash receipts and cash disbursements for eleven different funds; for executing and recording accounting transactions; for accurately forecasting revenues and expenditures; for developing and monitoring budgets for each of the Department's funding sources; for timely and accurately paying Department of Insurance employees.

### **Business Services and Accounting Highlights for Fiscal year 2006**

- ◆ *The Accounting Section deposited almost \$385.4 million in revenue into the State General Fund -- over 57 times the Department's \$6.7 million General Fund appropriation.*
- ◆ *The Accounting Section processed 96.3% of payments in 30 days or less, and all payments were processed in an average of 9.62 calendar days.*
- ◆ *Approximately 79.4% of employees who responded to the Fiscal Year 2006 Employee Satisfaction Survey indicated that overall, they were satisfied with the Business Services Section and Accounting Section.*



## CONSUMER AFFAIRS DIVISION

Mary Butterfield.....Assistant Director  
Catherine O'Neil ..... Ombudsperson  
Mary Kitterman.....Market Assistance Manager  
Lorraine McCormack ..... Health Care Appeals Manager

The mission of the Consumer Affairs Division is to assist, inform and protect Arizona insurance consumers. The Division is comprised of the Consumer Services and Health Care Appeals Sections. The Division provides a full range of consumer information and assistance in response to written, telephonic and walk-in requests, ranging from one-on-one assistance to individuals and businesses, to providing informative publications such as premium comparisons and insurer complaint ratios. The Division also assists with insurance-related education and outreach and helps Arizona businesses locate difficult to find liability insurance.

The Health Care Appeals Section administers Arizona's health care appeals law which requires all health insurers to have a multi-tiered process in place through which consumers may appeal insurer claim denials or denials of services, either on an expedited or standard basis.

### **Consumer Services Section**

The Consumer Services Section is the insurance consumer's main point of contact with the Department. Consumer Services personnel provide critical assistance to Arizona's insurance consumers in numerous ways. During FY06 division personnel participated in the relief efforts for Hurricane Katrina evacuees. They were able to answer questions and give specific information and assistance on contacting insurance companies and agents in the Gulf Coast area. Division personnel also responded to over 52,000 phone calls, personally met with 572 members of the public, and handled more than 4000 written complaints and requests for information and assistance regarding insurance-related problems. The Division also assisted consumers in recovering \$4.5 million from their insurance companies.

### **Consumer Affairs Highlights for Fiscal Year 2006**

- ◆ *Assisted in settlements and recoveries for Arizona consumers totaling \$4,592,168*
- ◆ *Answered 52,541 telephone inquiries*
- ◆ *Processed 4,396 written complaints*
- ◆ *Assisted 572 consumers in person at the Department.*
- ◆ *Assisted 468 consumers in finding difficult-to-place liability insurance coverage.*

# Health Care Appeals Section

The Health Care Appeals Section administers the 1997 legislation which created a uniform process for Arizona health insurance consumers to appeal insurer claim denials<sup>1</sup> or requests for services<sup>2</sup>. The appeal process culminates in an opportunity for an insured to obtain an unbiased, independent, external level of review administered by the Department.

In general, the health care appeals law<sup>3</sup> provides a three-tiered process for insured members to contest denials or requests for service. The majority of appeals follow the standard appeals track, although the law provides an expedited track mirroring the standard process except for significantly reduced time frames at each level. To be eligible for an expedited appeal, the insured member's treating provider must submit a written certification along with supporting medical documentation indicating that the time required for the

## **Exemptions to Arizona's Health Care Appeals Law**

- Federal plans
- Workers' Compensation policies
- Self-funded employee benefit plans
- Fixed benefit plans (when benefit is based on the "health status of the insured")
- Long Term Care policies
- Medicare Supplement policies

	<b><u>Standard Process</u></b>	<b><u>Expedited Process</u></b>
Level 1	Informal Reconsideration	Expedited Medical Review
Level 2	Formal Appeal	Expedited Appeal
Level 3	External Independent Review	Expedited External Independent Review

standard process "is likely to cause a significant negative change" in the medical condition at issue in the appeal.

The insured member must exhaust the insurer's internal appeal steps (usually both levels one and two) before requesting external independent review; however, an insurer may choose to accelerate a case to external review at any of the internal levels. The last level of this process allows for a review that is external and independent of the health insurer. Once again, there are two distinct tracks that an external review can follow. If the case concerns a denial arising from a coverage or contractual issue, the Department makes the independent determination. The non-prevailing party may then appeal to the Office of Administrative Hearings, although the Department is not a participant at the hearing.

## **Who can request an appeal?**

- The insured member
- The member's treating provider
- Parent, if a minor
- Legal guardian
- Person authorized to make decisions by a power of attorney

If the case involves a medical necessity issue, an independent medical review organization makes the final determination. The Department contracts with several independent review organizations (IROs) through the state procurement process. For each medical case, the Department selects a reviewer from its list of IROs, sends the case to the selected IRO who completes its medical review and sends its recommended

<sup>1</sup> A denied "claim" occurs when a person has already received care, submitted a claim for payment, and the insurer refuses to pay all or any portion of the claim.

<sup>2</sup> A denial of "service" occurs when a person has requested a health care service or a referral to a specialist and the insurer refuses to pre-authorize the service. Thus, the desired service has not yet been rendered at the time of the appeal.

<sup>3</sup> A.R.S. §§20-2530 through 20-2541.

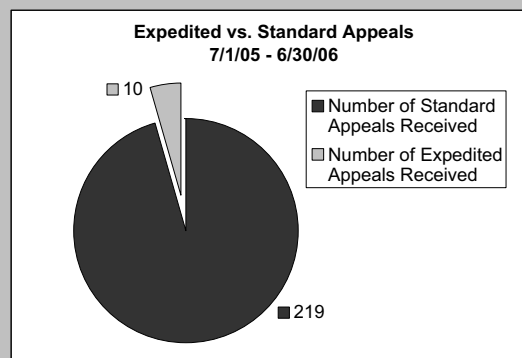
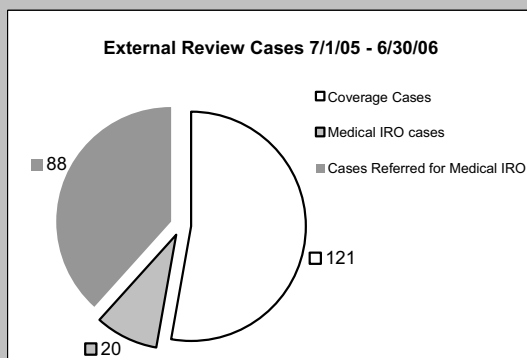
decision back to the Department for final written determination. The health care insurer has no direct relationship or contact with the IRO at any time during the independent review process. The Department bills the insurer for the cost of the medical review and maintains a revolving fund to pay the IRO fees on a case by case basis. This final medical determination is subject to judicial review, and cannot be appealed to the Office of Administrative Hearings.

Only appeals taken to the third level come to the Department for external review. The external review component of this mandated process provides Arizona health insurance consumers with a valuable, user friendly dispute resolution mechanism that is expeditious and inexpensive. In addition, it is estimated that most insurers overturn approximately half of all appeals at the first level of an appeal, so the first tiers of an appeal to the insurer can be very beneficial.

## Health Care Appeals Statistics for Fiscal Year 2006

**Total number of health care appeals subject to External Review Process: 246**

- **Number of cases withdrawn as exempt from appeal process or settled by insurer: 34**
- **Number of cases decided by the Department as coverage issues: 121**
  - 115 standard appeals
  - 6 expedited appeals
  - 115 upheld in favor of the health insurer
  - 1 overturned or partially overturned in favor of the consumer
  - 10 remain pending at fiscal year end
- **Number of cases decided by an independent medical review organization: 88**
  - 85 standard appeals
  - 3 expedited appeals
  - 57 upheld in favor of the health insurer
  - 29 overturned or partially overturned in favor of the consumer
  - 2 remain pending at fiscal year end
- **Number of cases reviewed by the Department but referred to an independent medical review organization for medical decision: 20**
  - 19 standard appeals
  - 1 expedited appeal
  - 9 upheld in favor of the health insurer
  - 6 overturned or partially overturned in favor of the consumer
  - 5 remained pending at year end



# FINANCIAL AFFAIRS DIVISION

*Steve Ferguson..... Assistant Director  
Kurt Regner..... Chief Financial Analyst  
Ed Caldwell..... Special Insurance Markets Manager  
Alan Griffith..... Chief Financial Examiner  
Kelly Stephens..... Compliance Section Manager*

The mission of the Financial Affairs Division is to detect and deter insurers' financial deficiencies and unsound financial practices. The Division also reviews applications for licensure in Arizona to ensure that the Division issues certificates of authority to only those insurers in sound financial condition. In fulfilling this mission, the Division analyzes quantitative and qualitative information provided through periodic required financial filings, it conducts formal on-site financial examinations and obtains data from other regulatory and public sources. Required filings include annual and quarterly financial statements, annual holding company registration statements and audited financial reports. If the Division identifies deficiencies from analysis of available information, Division management requires insurers to prepare and implement corrective action plans and/or takes enforcement actions as appropriate. The Division must also review and approve the acquisition, merger or withdrawal of an insurer and certain transactions between an insurer and affiliated entities.

In conducting its financial oversight of insurers, the Division is subject to standards for effective financial regulation promulgated through the National Association of Insurance Commissioners (NAIC). The NAIC accredited the Department as compliant with NAIC standards in 2003 and requires annual interim accreditation reports in addition to a full accreditation review every five (5) years. Assistant Director, Steve Ferguson, leads the Division, organized into four sections, the (1) Financial Surveillance Section, (2) Examinations Section, (3) Special Insurance Markets Section and (4) Compliance Section.

## **Financial Surveillance Section**

The Financial Surveillance Section conducts ongoing analysis of mandatory financial filings by domestic insurers because continuous insurer surveillance results in early detection of financial deficiencies and other operating difficulties potentially leading to insolvencies. Financial analysts utilize sophisticated analysis tools to extract and review financial data from NAIC databases. When an analyst detects financial deficiencies, they recommend appropriate corrective actions and assist Division management in its enforcement activities. The Division must report the most serious insurer financial conditions to other state insurance departments and the NAIC.

Financial Surveillance staff must also review insurer applications for new and amended certificates of authority and provide recommendations for approval on certain domestic insurer transactions.

## **Special Insurance Markets Section**

The Special Insurance Markets Section is responsible for the ongoing analysis of financial filings of domestic captive insurers, all foreign authorized companies and other special markets entities. Responsibilities and procedures are similar to those of the Financial Surveillance Section and provide early detection of financial deficiencies and operating difficulties.

## **Examinations Section**

The Examinations Section is responsible for the performance of periodic on-site full-scope financial examinations of domestic insurers and special markets companies. The Section also performs limited scope examinations of domestic companies when the Financial Surveillance Section identifies concerns regarding specific financial conditions or operations of the insurers. The purpose of an examination is to confirm the financial position of a

licensed company and its compliance with statutory financial solvency requirements. The information obtained through the examination assists the Financial Surveillance Section and Division management in its ongoing oversight and enforcement responsibilities. The Department may initiate an examination any time a significant weakness or deficiency is identified. Arizona law requires the Department to conduct a financial examination of each domestic company at least once every five (5) years.

### **Compliance Section**

The Compliance Section is responsible for premium tax collection, statutory deposit administration, maintenance of public records and general administrative support to the Division. The Section is also responsible for insurer customer support services, such as maintenance and dissemination of forms and processing of annual statutory filings.

The *Premium Tax Unit* performs tax report audits and remittance processing functions. All premium tax and annual statutory fee remittance reports are audited and may result in the assessment of additional tax, penalties and interest that the Division must collect from insurers.

The *Trust Deposits Unit* monitors and enforces compliance with trust deposit requirements comprising a \$3 billion portfolio of securities held by the Arizona State Treasurer. The unit also monitors trust deposits held in other jurisdictions that the Division relies upon for an insurer's authority to transact insurance business in Arizona.

### **Financial Affairs Highlights**

For Fiscal Year 2006

- Licensed 43 new insurers into the Arizona insurance market.
- The Compliance Section added a Tax Unit Supervisor position during the year to help improve enforcement and collection of surplus lines taxes.
- The number of insurers making electronic installment payments on their premium tax increased notably.

# PROPERTY AND CASUALTY DIVISION

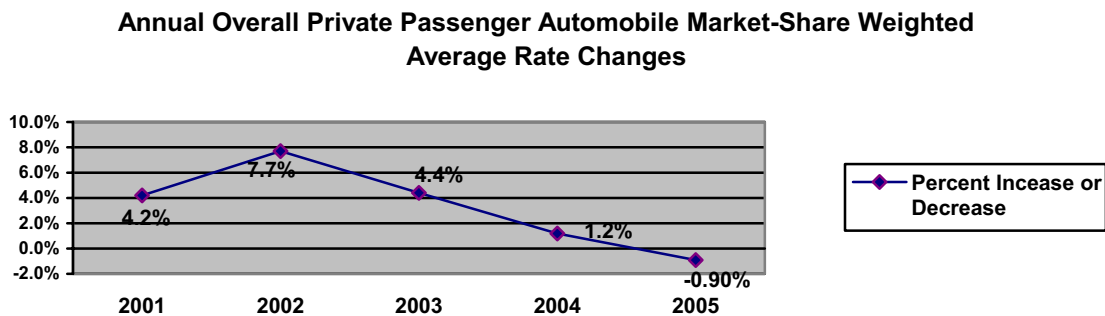
Dean Ehler .....Assistant Director  
Jack Sneathen.....Analyst Supervisor

The Division reviews various property and casualty insurance policies, contracts and related forms to ensure that they comply with the law and are not ambiguous, misleading or deceptive. Certain property and casualty rate filings are also reviewed for compliance. The Division monitors the market for specific selected lines of insurance by reviewing material information and by conducting surveys of insurers. Surveys are compiled, the responses analyzed, and the results evaluated to determine the level of competition and the health of the market. The Division is comprised of the Rates & Forms Section and the Registration Section.

## The Rates & Forms Section

This Section is primarily responsible for administering property and casualty insurance rate and form laws. Although all major lines of insurance are closely monitored, the Section is particularly vigilant to lines of insurance highly vested with the public interest such as private passenger automobile (“PPA”) and lines that continue to be troubled such as medical malpractice (“MM”).

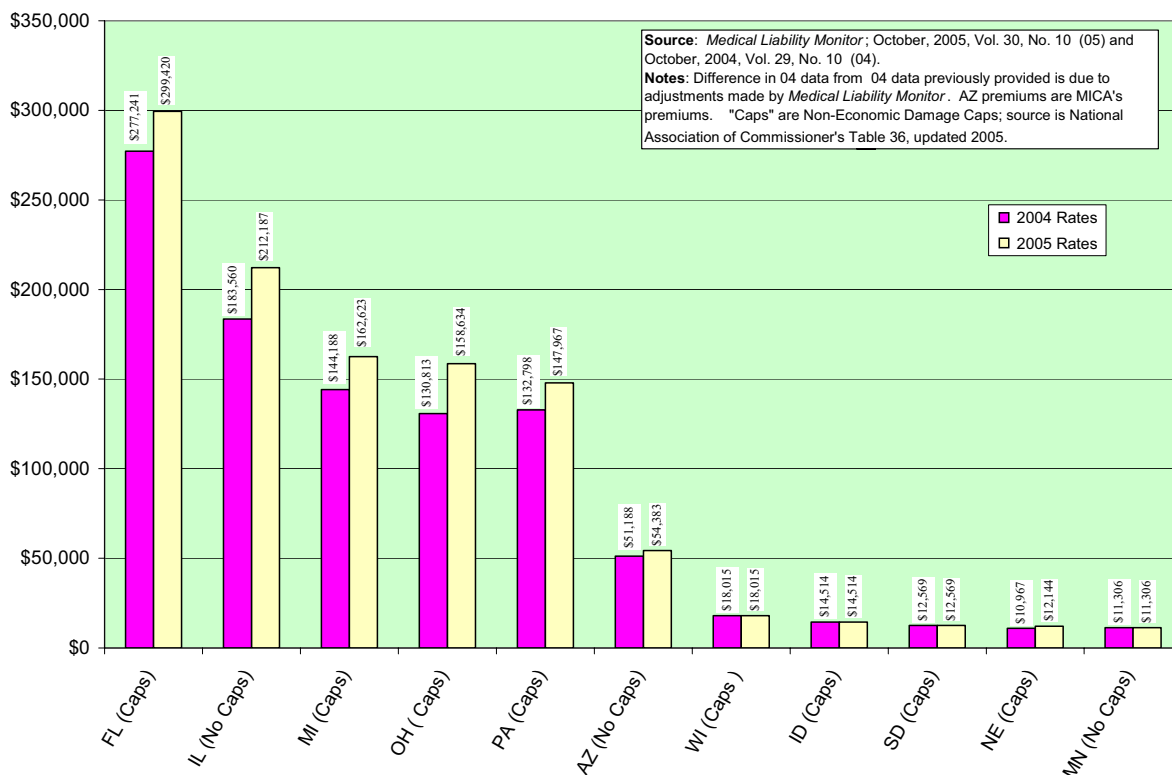
**Private Passenger Automobile Insurance Market:** The following graph shows Arizona PPA rate change history since 2001. The percentages shown are weighted averages based on the market share of the filing insurer and the percentage rate change of each filing that became effective during the years in the graph.



- Competition is intense as only 22 insurers write more than 1% of the market.
- The 2005 market is concentrated in the Top 25, with a market share of 75.23%.
- In 2005, 141 insurers controlling 80.91% of the market are actively engaged in the market, writing new business. Numerous (148) other insurers have the capability of becoming active.
- While the incurred loss ratio increased slightly (57.33%; 2004, 58.68%; 2005), the 2005 combined ratio is profitable (97.58%).
- The market is softening, as the weighted average rate change decreased for the third straight year (-0.90% in 2005).

**Medical Malpractice Insurance Market:** A medical liability crisis exists in a number of states with coverage unavailable or unaffordable. The following graph provides an example of how Arizona's MM rates compare to other states:

**Arizona Rates For General Surgeons Compared With The Five States Having The Highest Premiums And With the Five States Having the Lowest Premiums For 2005**



- MICA is the only insurer actively seeking and willing to write all physicians and surgeons ("PS") specialties in 2005. MICA began exiting the hospital market in late 2005. The Medical Protective Company ("MPC") and the Continental Casualty Company will consider writing hospitals in 2006. MPC began writing PS specialties that meet their underwriting criteria in 2006.
- PS rates are stabilizing. Between 1/1/05 and 6/30/06, insurers filed rate increases averaging 8.4%, down from 18.4% for the previous eighteen month period.
- Severity continues to drive MM losses.

During Fiscal Year 2006, the Rates and Forms Section:

- Qualified 139 surplus line insurers to transact business in Arizona.
- Produced four major consumer-information publications: two semi-annual Automobile Premium Comparisons, the Homeowners' Premium Comparison, and the Mobile Homeowners' Premium Comparison.

- Conducted surveys of insurers to monitor marketplace competition for the following lines or types of insurance: medical malpractice, homeowners, other liability, surety, personal automobile, commercial automobile, businessowners, and nursing home liability insurance.

### **Registration Section**

This Section is responsible for issuing permits to service companies that contract with consumers to repair appliances or the electrical, plumbing, heating, cooling or air conditioning systems of residential property and for approving motor vehicle service contract programs to include contracts sold by an automobile dealer to service vehicles. The Section also reviews the submission of foreign Risk Retention Groups and registers Risk Purchasing Groups organized in accordance with the Federal Risk Retention Act.

During Fiscal Year 2006, the Registration Section:

- Issued 13 new Service Company permits.
- Registered 23 new Risk Purchasing Groups, increasing the total number of registered Risk Purchasing Groups to 359.
- Registered 14 new Foreign Risk Retention Groups, bringing the total number of registered Foreign Risk Retention Groups to 81.

### **Property and Casualty Highlights For Fiscal Year 2006**

- ◆ *Reviewed 317 rate filings and 3,691 form filings.*
- ◆ *Supported the Arizona Workers' Compensation Appeals Board that hears appeals by employers regarding the rating of their workers' compensation insurance policies.*
- ◆ *Met or Surpassed all of its goals related to form and rate filing review:*
  - *Within the prescribed substantive review period, reviewed 99.9% of forms received instead of the expected 95%.*
  - *Used nine calendar days on average to review P&C products instead of the expected 20 days.*
  - *Within 90 days, reviewed 99.4% of targeted "use and file" rate filings instead of the expected 90%.*
  - *Reviewed 98.9% of "file and use" rate filings by the effective date of the filing, rather than the expected 95%.*
  - *Used 15 calendar days on average for the substantive review of "file and use" rate filings meeting the expected 15 days.*
  - *Received 39.4% of form filings electronically instead of the 10% expected.*



## **LIFE AND HEALTH DIVISION**

*Alexandra Shafer.....Assistant Director  
Dennis Babka.....Life & Health Manager  
Linda Beguin, DDS.....Dental Plan Manager  
Laura Weng.....Managed Care Program Mgr*

### **Rates and Forms Review**

In fiscal year 2006 the Life and Health Division continued its traditional functions of reviewing the required submissions of policy, rate and advertising forms issued by life and health insurers, health care services organizations (HMOs), non-profit service corporations and prepaid dental plans to ensure compliance with Arizona law. Division activities related to forms review also included revising consumer materials to reflect changes in the law and in the market, as well as preparing survey responses and other information for the federal Government Accounting Office, the National Association of Insurance Commissioners, the Georgetown University Health Policy Institute and others.

The Life and Health Division again received an increased volume of electronic filings through the System for Electronic Rate and Form Filing (SERFF), a system used by insurance departments across the country. The Division received and reviewed a total of 16,888 forms in FY 2006, including 3,137 SERFF forms (compared to 2,111 SERFF forms in FY 2005). Despite the steady increase in electronic filings, there is a continuing high volume of paper filings. The Division is currently working with the Department's Chief Operating Officer and Information Services Division to develop an internal electronic database that will improve the efficiency and accuracy of the Division's filings recordkeeping.

### **Health Care Insurance Oversight**

In FY 2006, the Division continued its oversight of medical service delivery by health care service organizations (HMOs) and dental service delivery by prepaid dental plans. The Division's oversight includes compliance reviews, proactive education about compliance, technical assistance to providers, and examinations.

In addition, the Division administers Arizona's health care provider timely pay and grievance law. The Division reviews statutory reports that insurers file semi-annually as well as copies of provider grievances every year and uses the resulting data to target enforcement activities, educate insurers and provide assistance to providers. In FY 2006, the Division received and analyzed 3,807 copies of provider grievances (compared to 5,350 copies in FY 2005) representing almost \$2M in provider claims. The Division also worked on Regulatory Bulletin 2006-02 regarding changes to the timely pay law that took effect January 1, 2006.

### **Non-Insurer Licensing**

The Division licenses third party administrators (TPAs) and utilization review agents (URAs) and oversees insurer compliance with Arizona's third party intermediary law. In FY 2006, the Division issued 19 new TPA licenses, and five new URA licenses. The division renewed two URA licenses.

## **Life and Health Highlights for Fiscal Year 2006**

- ◆ *Examination activity:*
  - *Called examinations of four HMOs and four insurers.*
  - *Completed examinations of two HMOs and four insurers.*
  - *Examination scopes included timely pay and grievance, managed care oversight, health care appeals and follow-up to previous examinations.*
  - *Combined fine of \$364,500 for two United HealthCare Group companies was the largest insurance fine in Arizona history.*
- ◆ *Promulgated new Medicare Supplement insurance rules (effective November 12, 2005) and HMO network adequacy rules (effective December 29, 2005).*
- ◆ *Updated and assisted with the following publications:*
  - *Medicare Supplement Premium Comparison*
  - *List of Long Term Care Insurers*
  - *List of Accountable Health Plans*
  - *Brochure on Provider Timely Pay and Grievance Law*
- ◆ *Regulatory Bulletins:*
  - *2005-05, Implementation of new Medicare Supplement rules.*
  - *2006-02, Changes to the Timely Pay and Grievance Law.*
- ◆ *Assisted elected officials and stakeholders with questions and legislative proposals relating to health insurance oversight, premium taxes, high risk pools, coverage for military reservists returning from active duty, mandates and reforms to small group and individual health insurance laws.*
- ◆ *Investigated 8 complaints regarding managed care or provider grievance processes.*
- ◆ *Surpassed Life & Health strategic goals:*
  - *Timely reviewed 99% of non-HMO form filing.*
  - *Timely reviewed 100% of pre-paid dental quarterly reports.*

## INVESTIGATIONS DIVISION

Terry L. Cooper..... Assistant Director  
Charles Gregory..... Supervisor, Fraud  
Arnold Sniegowski..... Supervisor, AES

The Department recently formed a new *Investigations Division*, joining the Fraud Unit, in charge of investigation and prosecution of criminal *insurance fraud* cases, with the Department's Administrative Investigations Section, formerly a part of the Market Oversight Division and now renamed as the **Administrative Enforcement Section (AES)**. AES will continue to handle all non-insurance fraud investigations, including alleged unauthorized insurance activity and insurance code violations by insurers and professional service licensees. The Fraud Unit will continue to fund and handle all criminal *insurance fraud* cases and refer cases for prosecution to the Attorney General's Office and the Maricopa County Attorney's Office. Now, with all types of investigations under the supervision of one Assistant Director, the Department expects this reorganization will improve communication and enhance criminal prosecutions of all types.

### ADMINISTRATIVE ENFORCEMENT SECTION (AES)

AES refers cases of apparent violations to the Attorney General's Office for enforcement action and shares information with market analysis activities in other divisions.

#### Administrative Enforcement Section Highlights for Fiscal Year 2006

- ◆ *Opened 142 investigations and closed 137*
- ◆ *Referred 23 cases for administrative action*
- ◆ *Nine previously referred cases resulted in 11 license revocations, two license suspensions, three Cease & Desist orders, and \$47,500 in civil penalties.*

### FRAUD UNIT

Created in the Department of Insurance in 1994 (A.R.S. § 20-466), the Fraud Unit strives to provide quality service to Arizona consumers. The statutes require insurers to refer cases to the Fraud Unit when they suspect "...a fraudulent claim has been or is being made."<sup>1</sup> These statutes also aid in monitoring insurer attempts to apply overly broad

---

<sup>1</sup> A.R.S. § 20-466(F)

fraud deterrence measures that could adversely affect honest claimants.

The following table summarizes the Fraud Unit's performance measures for FY 2006 compared to previous years:

<b>Reporting Categories</b>	<b>FY2003</b>	<b>FY2004</b>	<b>FY2005</b>	<b>FY2006</b>
Total Fraud Referrals <sup>2</sup> Received	2,475	2,143	2,236	2,109
a. Referrals for Information Only <sup>3</sup>	1,537	1,537	1,939	1,836
b. Number of Cases Investigated	838	303	297	273
Cases Closed Without Referral for Prosecution	432	497	136	180
Cases Referred to Prosecutors	161	217	119	93
Indictments	34	112	34	84
Prosecutions	77	44	104	25
Convictions	76	44	103	23
Restitution Resulting from Unit Operations	1,278,321	\$322,443	\$679,857	1,028,242
Value of Property Recovered	\$69,398	\$123,785	\$92,335	\$8,827
Fines Resulting from Unit Operations	\$29,841	\$19,960	\$49,814	\$29,809
Amount Saved by Insurers	\$275,925	\$1.9mil	\$471,486	\$791,179

<sup>2</sup> The Fraud Unit receives referrals from insurers about claims that may be fraudulent and from reports by the public.

<sup>3</sup> Many referrals are submitted for "information only" for which the insurer is not requesting that the referral be investigated. Data also includes referrals that are reviewed and found not to indicate a violation of Arizona law.

# MARKET OVERSIGHT DIVISION

*Paul J. Hogan ..... Market Oversight Administrator*

*Maria G. Chavira ..... Market Analysis Supervisor*

*Helene Tomme ..... Market Examinations Supervisor*

To protect Arizona insurance consumers, the Market Oversight Division gathers and analyzes market information, and investigates and examines possible violations of the insurance code by regulated entities. The Division, comprised of the Market Analysis and Market Examinations sections, uses a broad range of research, analysis, investigative and examination tools to evaluate insurer conduct in the market place. Increased use of technology, interstate cooperation and intra-agency communication allow the Division to more effectively direct examinations efforts.

## **Market Analysis Section**

The Market Analysis Section performs analytical risk assessment of market information to identify potential market conduct problems as early as possible, which permits appropriate regulatory intervention to eliminate or reduce harm to consumers. The Market Analysis Section also helps to prioritize and coordinate the various examination activities. Market Analysis facilitates integrated, measured responses to insurer market problems.

## **Market Examinations Section**

The Market Examinations Section executes targeted, issue-specific examinations of insurers' practices research from the Market Analysis Section. Examinations determine insurer compliance with Departmental filings and applicable law, including the Unfair Claims Settlement Practices Act. Examinations may result in corrective action plans, restitution and/or civil penalties. The Section also monitors compliance with corrective action plans and performs follow-up examinations.

## **Market Oversight Highlights for Fiscal Year 2006**

- ◆ *Initiated 97 market conduct examinations.*
- ◆ *Filed 54 market conduct examination reports.*
- ◆ *Assessed civil penalties based on exam findings totaling \$236,500.*
- ◆ *Recovered \$28,341 in restitution, including interest, for Arizona policyholders and claimants.*

# ARIZONA INSURANCE GUARANTY FUNDS

*Michael E. Surguine .... Executive Director*

The Arizona Guaranty Funds serve as a safety net to protect insurance consumers from financial loss in the event that an authorized insurance company becomes insolvent. There are actually two guaranty funds. Each fund is overseen by a Board of Directors appointed by the Governor, and administered by Department staff. The Arizona Life and Disability Insurance Guaranty Fund covers life insurance, health insurance and individual annuities. The Arizona Property and Casualty Insurance Guaranty Fund covers most traditional property and casualty lines. Each guaranty fund is comprised of the insurers authorized in Arizona to write the lines of business that the guaranty fund covers.

The Property and Casualty Guaranty Fund investigates, adjudicates and pays the claims of Arizona insureds and claimants and provides a defense to the insured where appropriate. The Life and Disability Guaranty Fund pays the claims of Arizona residents or provides for continued coverage under covered life, health and annuity contracts. The coverage provided by each guaranty fund is subject to certain statutory limitations and exclusions. Each guaranty fund receives distributions from the estates of insolvent insurers and levies assessments on its member insurers to generate the necessary funds to meet its obligations. Upon paying a guaranty fund assessment, each member insurer receives a certificate of contribution, which entitles the insurer to a credit against its premium tax obligation to the State.

Since its inception in 1970, the Arizona Property and Casualty Insurance Guaranty Fund has paid out over \$129 million in claims.<sup>1</sup> Since its creation in 1977, the Arizona Life and Disability Insurance Guaranty Fund has paid over \$254 million in benefits.<sup>2</sup>

## **Guaranty Funds Highlights**

for Fiscal Year 2006

- ◆ *Property and Casualty Guaranty Fund paid out over \$2.8 million in claims and loss adjustment expenses on behalf of Arizona policyholders and claimants.*
- ◆ *Independent claims audit rated the claims handling performance of the Guaranty Fund staff as "Excellent."*
- ◆ *Life and Disability Guaranty Fund paid out \$1.07 million in annuity claims and over \$580,000 in disability benefits to Arizona residents.*

<sup>1</sup> Does not include loss adjustment expenses and administrative expenses.

<sup>2</sup> Does not include administrative expenses.

# RECEIVERSHIP DIVISION

Leslie Hess..... Deputy Receiver  
Herb Swafford ..... Legal Analyst

The mission of the Receivership Division is to maximize the ability of insolvent insurance companies to pay valid creditor claims. The Division executes the Director's duties and powers as statutory Receiver of insolvent insurers and oversees their rehabilitation or liquidation, subject to court oversight. Special deputy receivers, attorneys, accountants and other professionals administer the day-to-day affairs of the insolvent insurers' estates, including collection and liquidation of assets and distribution of assets to creditors. In addition, the Division assists Arizonans affected by insurance receiverships domiciled in other states, and works closely with the Guaranty Funds to satisfy the insolvent insurers' claims obligations to Arizonans.

During Fiscal Year 2006, the Division continued the administration of nine domestic and one foreign insurer in receivership: American Bonding Company; AMS Life Insurance Company; Diamond Benefits Life Insurance Company; Farm and Home Life Insurance Company; Great Global Assurance Company; North American Physicians Insurance Risk Retention Group; Old West Annuity & Life Insurance Company, Premier Healthcare of Arizona, Inc.; USA Property & Casualty Insurance Company; and Reliance Insurance Company.

## Receivership Highlights

for Fiscal Year 2006

- ◆ *Distributed approximately \$17,067,314 from receivership estates to policyholders, guaranty funds, and other creditors.*
- ◆ *In December 2005, the receivership division terminated the receiverships of Farm and Home Life Insurance Company, and USA Property and Casualty Insurance Company. Approximately \$146 million was distributed to claimants of Farm & Home over the life of the estate (\$97.9 million in an annuity exchange transaction, \$28.5 million in a life assumption transaction, and \$19.5 million in payments directly to policyholders and annuitants). Approximately \$1.5 million was distributed to claimants of USA Property and Casualty.*
- ◆ *In January 2006, Old West Annuity & Life Insurance Company in rehabilitation was sold to one of the largest insurance holding company systems in the United States, resulting in annuity holders being placed in a safe harbor with no contract restructuring, no diminution of principal and interest, and no guaranty fund system activation.*

# CAPTIVE INSURANCE DIVISION

Captive Administrator .....Rod Morris

The Department established the Captive Insurance Division in 2002 to provide an alternative mechanism to traditional insurance that enables companies to control and customize their costs and coverages in a manner that is more responsive to their financial objectives. The Division is responsible for the regulatory oversight of these captive entities, including all processes related to licensing, monitoring and examination.

The Captive Division's Administrator is Rod Morris. His career spans 37 years in the insurance industry where he spent 25 years as a Senior Vice President in the Field Operations, International and Risk Management divisions of a major private sector insurer, and three years as the head of Political Risk Insurance for the federal government in Washington, DC.

## CAPTIVE FEES REPORT<sup>1</sup>

Fiscal year 2006 licensing fees collected			
<b>Initial Licenses:</b>		<b>Renewals:</b>	
Total applicants: 17		Licensees renewed: 52	
Fees collected: \$16,000		Fees collected: \$286,000	
Total Fees collected: \$302,000			

### Division Highlights for Fiscal Year 2006

- ◆ *Total active captive insurers: 59*
- ◆ *Out of the 59 there were:*
  - *35 Pure (single parent) insurers,*
  - *18 Risk Retention Groups,*
  - *1 Industry group captive,*
  - *2 Agency group captives,*
  - *1 association captive*
  - *1 protected cell captive.*
- ◆ *25% of all active captives were formed for the medical industry (physicians, hospitals, nursing homes, etc.).*

<sup>1</sup> Reported in accordance with A.R.S. § 20-1098.17. Fees prescribed in A.A.C. R20-6-2002.



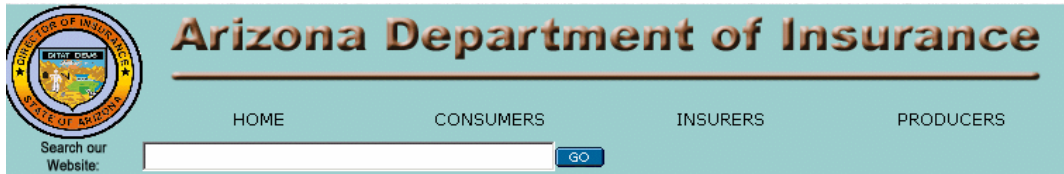
# **PUBLIC INFORMATION RESOURCES**



# Internet Resources

[www.id.state.az.us](http://www.id.state.az.us)

The Department continually updates its website, which is a primary means for the public and industry to obtain information about the Department's activities, reports, publications, new laws, etc. The website is organized by visitor-type, such as insurance consumers, producers and insurers. Visitors are guided through portals to information relevant to their needs.



Visitors have the ability to “look up” any insurance company, producer and other licensees, to verify licensure and obtain basic financial and licensing data. The *Look Up* functions enhance and ease the public's access to information about licensed insurance companies operating in Arizona. Similar to other state agencies that license particular professionals, we added a licensee “look up” function to our website. Now, before an insurance consumer opts to do business with a particular agent or insurance company, they can verify on-line that they are licensed by the Department of Insurance.

Insurance producers will find the page dedicated to them is continually updated and expanded. In addition, non-resident producers now have on-line licensing options. Over 90% of these electronic applications are processed within 24 hours. Resident producers will also have e-licensing options.

The Department continues to offer a free email subscription service for various mailing lists. Subscribers can receive immediate copies of Department Press Releases, Regulatory Bulletins and the quarterly newsletter by email. This service allows us to communicate directly and promptly with the Department's stakeholders.

## Consumer Resources

The Department's page dedicated to insurance consumers contains information categorized by type of insurance. Visitors can quickly identify information of interest. There are numerous helpful links as well as information in Spanish. Visitors will find a myriad of consumer publications on-line, including auto and homeowner guides and premium comparisons, guides to individual and group health insurance, and a detailed guide to the Health Care Appeals Program. A new title insurance resources page was added this year.

Enforcement actions taken by the Department against insurers or producers are published quarterly in our newsletter which is posted on the website.

Anyone wishing to file a complaint with the Department can print a "Request for Assistance" form (in English or Spanish) and then fax, mail or bring it to the Department. There is also a special email address that visitors can use to submit questions or request literature. This has proved to be a popular method of communication with the Department.

### **Industry Resources**

The Department's website offers current and prospective insurance professionals fast service, 24 hours a day, 7 days a week. Dozens of official Department forms and instructions for financial filings, and rate and form filings are posted, including all the Arizona "review standards checklists" and transmittal documents necessary for making complete form filings. In addition, surveys and other reporting forms are available on-line for quicker access and completion. The *Producer Look Up* feature is also popular with insurers.


Information on legislative proposals and rules activity initiated by the Department is available on line, allowing interested parties to stay informed. All Regulatory Bulletins issued by the Department are also posted on-line for easy reference.

There is an extensive page dedicated to producer licensing which contains license applications, forms, an up-to-date fee schedule, a summary of law changes, and "frequently asked questions". There is also continuing education information, including forms, approved courses and course providers.

### **Other features**

Visitors can obtain the Department's press releases which highlight important regulatory activity and consumer education information. The site also contains a section for employment and contractor opportunities. Another on-line resource is the Department's quarterly newsletter, *Insurance Regulator*, which is a good source for information about policy and procedural activity at the Department.

# Quarterly Newsletter



**Second Quarter 2006**

# Insurance Regulator

The Arizona Department of Insurance quarterly newsletter, "Insurance Regulator", provides insurance licensees, public officials and others with information regarding key insurance regulation-related developments, from a local and national perspective. "Compliance Update", a regular newsletter feature, describes current compliance issues to help insurers stay on top of Arizona requirements, such as auto insurance cancellation laws and health care appeals requirements. In addition to informative articles, the newsletter contains a comprehensive report on regulatory activity for each quarter. The report lists:

- New licenses issued to insurers in a variety of categories
- Insurer name changes
- Mergers and acquisitions
- Insurer withdrawals from Arizona
- Insurer suspensions and reinstatements
- Receivership activity
- Market conduct exam reports, which include the type of violations uncovered and the action taken

- Disciplinary action against insurers and individuals
- Rules promulgated by the Department, and
- Regulatory bulletins issued by the Director.

Other regular features in the newsletter include the *Legislative Report* which updates key legislative developments, and the *Fraud Unit Report*, which helps to keep readers apprised of activity and developments at the Fraud Unit.

"Insurance Regulator" is published and distributed electronically to those that subscribe to the Department's mailing list. An Internet based publishing and delivery system reduces costs and ensures that the newsletter is directed to interested subscribers. An archive of the newsletter can be viewed on the Department's website at [www.id.state.az.us/newsletter.html](http://www.id.state.az.us/newsletter.html).

## ***Insurance Regulator***

Published by the

Arizona Department of Insurance

2910 N. 44th St., Suite 210, Phoenix, AZ 85018

Janet Napolitano, Governor

Christina Urias, Director

Erin H. Klug, Public Information Officer

(602) 364-3471

[www.id.state.az.us](http://www.id.state.az.us)

# Consumer Publications

The Department publishes numerous items of consumer literature which are available on the Department's website at [www.id.state.az.us](http://www.id.state.az.us) or by calling or visiting the Department. In addition, the Department distributes several key insurance-related publications from other federal and state regulatory agencies which can be obtained by calling (602) 364-2499 or (800) 325-2548.

## Department Publications

- A Guide to Group Health Insurance In Arizona
- A Guide to Individual Health Insurance in Arizona
- A Guide to Health Care Appeals \*
- Teen Drivers Guide to Auto Insurance
- Homeowners Insurance Check-Up Checklist
- Automobile Premium Comparison Survey, for 12 hypothetical risks \*
- Homeowners' Premium Comparison Survey\*
- Mobile Homeowners' Premium Comparison Survey\*
- Personal Lines Complaint Ratios for homeowners and auto insurance \*
- Is a fire-related loss covered by insurance?
- Tips for Wildfire Victims
- Home Replacement Cost Estimators
- Ways to Avoid Being a Victim of Phony Insurance
- Ten Things to Consider When Shopping for an Annuity
- Report on Arizona Health Insurers
- Consumer Guide to Understanding How Insurers Use Credit Information
- Consumer Guide to Homeowners' Insurance \*
- Answers to Questions about Title Insurance
- Consumer Guide to Automobile Insurance \*
- Fighting Insurance Fraud in Arizona
- List of Individual Health Insurers
- List of Long Term Care Insurers
- List of Medicare Supplement/Medicare Advantage Plans
- Medicare Supplement Insurance Premium Comparison

## **New Publications in Fiscal Year 2006**

- ◆ Report on Arizona Health Insurers
- ◆ 10 Things to Consider When Shopping for an Annuity
- ◆ Answers to Questions about Title Insurance

## Literature from Other Sources Available from the Department

- Why You Need Flood Insurance (*FEMA/NFIP*)
- Buyer's Guide To Fixed Deferred Annuities (*NAIC*)
- Variable Annuities (*SEC*)
- Life Insurance Buyer's Guide (*NAIC*)
- Life Insurance Information for Military Personnel (*NAIC*)
- Settling Claims After A Disaster (*Insurance Information Institute*)
- Guide to Health Insurance for People with Medicare, Choosing a Medigap Policy (*CMS*)
- A Shoppers' Guide to Long Term Care Insurance (*NAIC*)
- Recent Changes in Health Care Law (*US Dept of Labor*)
- Medicare and You 2005 (*CMS*)
- Protecting your Health Insurance Coverage (*US Dept of Labor*)

\* Also available in Spanish

# **LAWS AND POLICY**





## 2005/2006 Legislative Review

The Arizona Department of Insurance initiated one bill during the 2005 legislative session, and no bills in 2006. Other insurance-related legislation enacted in the 2005 and 2006 sessions is identified below. Regulatory Bulletin 2006-05, available on-line at [www.id.state.az.us](http://www.id.state.az.us), describes the 2006 insurance legislation in more detail. In addition, the laws amended by these bills can be viewed on the Legislature's web site ([www.azleg.state.az.us](http://www.azleg.state.az.us)).

### **2005**

- SB1036 Medical malpractice procedural reforms (Ch. 183)
- SB1084 Non-renewal of motor vehicle insurance (Ch. 169)
- SB1251 Elder care liability reform (Ch. 101)
- SB1377 Insurers; certificate of exemption (Ch. 210)
- SB1386 Group life insurance premiums (Ch. 211)
- SB1416 Insurance copayments, deductibles; options (Ch. 111)
- SB1420 Uninsured motorists (Ch. 113)
- HB2138 Timely payment on insurance claims (Ch. 68)
- HB2189 Insurance producer license exam (Ch. 126)
- HB2190 Surplus lines brokers license (Ch. 270)
- HB2192 Fire insurance, exclusion of terrorism coverage (Ch. 218)
- HB2194 Public agency pools (Ch. 219)
- HB2600 Captive insurers (Ch. 163)
- HB2601 Life care facilities; assets (Ch. 22)
- HB2633 Bankruptcy; life insurance (Ch. 165)

### **2006**

- SB1036 Medical malpractice procedural reforms (Ch.183)
- SB1084 Non-renewal of motor vehicle insurance (Ch.169)
- SB1251 Elder care liability reform (Ch. 101)
- SB1377 Insurers; certificate of exemption (Ch. 210)
- SB1386 Group life insurance premiums (Ch. 211)
- SB1416 Insurance copayments, deductibles; options (Ch. 111)
- SB1420 Uninsured motorist (CH.113)
- HB2138 Timely payment of insurance claims (Ch. 68)
- HB2189 Insurance producer license exam (Ch. 126)
- HB2190 Surplus lines brokers license (Ch.270)
- HB2192 Fire insurance, exclusion of terrorism coverage (Ch 218)
- HB2194 Public agency pools (Ch.219)
- HB2600 Captive insurers (Ch.163)
- HB2601 Life care facilities; assets (Ch. 22)
- HB2633 Bankruptcy; life insurance (Ch. 165)

## 2005/2006 Regulatory Bulletins

Throughout the year, the Director issues regulatory bulletins to explain the Department's interpretation and application of insurance related laws or rules, to provide information regarding regulatory compliance issues or the insurance markets. The following bulletins were issued in 2005. The entire text of each is on the Department of Insurance web site at [www.id.state.az.us](http://www.id.state.az.us).

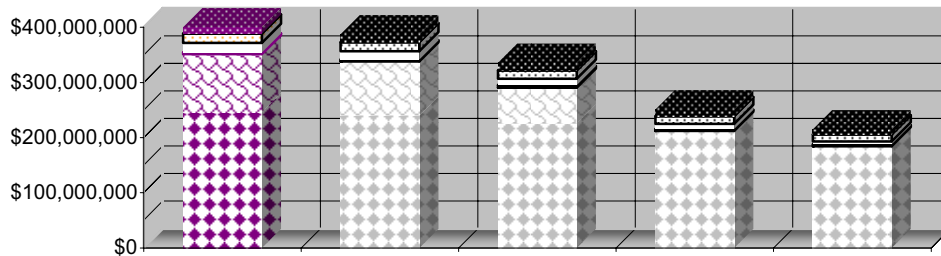
<u>Number</u>	<u>Title</u>	<u>Date Issued</u>
2005-1	Long Term care Insurance Regulation Effective Date; A.A.C. R20-6-1019(L)	01/06/05
2005-2	Revision of Private Passenger Automobile Property Damage Threshold for Purpose of A.R.S. §20-1631 (E)	02/02/05
2005-3	Regulation of Medicare Supplement Insurance	05/27/05
2005-4	Arizona Insurance Laws	06/06/05
2005-5	Medicare Supplement Policies for Plans K and L	09/28/05
2005-6	Medicare Part D Marketing Practices	10/25/05
2005-7	Arizona Captive Insurance Program	10/26/05

# **DEPARTMENT OF INSURANCE FISCAL REPORTS**



## GENERAL FUND REVENUES

INSURANCE PREMIUM TAX RECEIPTS	FY 2006	FY 2005	FY 2004	FY 2003	FY 2002
FIRE	13,995,341	14,698,949	13,742,049	12,463,839	9,585,466
VEHICLE	17,055,197	16,238,331	15,441,384	14,002,558	12,635,603
SURPLUS LINES & INDUSTRIAL	17,432,598	14,685,949	11,436,338	9,237,767	5,324,242
RETALIATORY	2,970,240	3,387,794	4,611,678	3,246,789	3,343,768
AHCCCS MEDICAID CONTRACTORS <sup>1</sup>	105,530,024	98,505,327	64,942,823	N/A	N/A
ALL OTHER RISKS	245,680,286	239,929,890	225,735,864	212,297,049	184,434,719
<b>TOTAL INSURANCE PREMIUM TAX RECEIPTS (see chart, below)</b>	<b>\$402,663,686</b>	<b>\$387,446,240</b>	<b>\$335,910,136</b>	<b>\$251,248,001</b>	<b>\$215,323,797</b>



### LESS DISBURSEMENTS TO OTHER FUNDS

FIRE DISTRICTS FOR PENSION FUNDS <sup>2</sup>	(11,842,931)	(12,459,164)	(11,677,878)	(10,588,634)	(8,139,724)
PUBLIC SAFETY RETIREMENT SYSTEM <sup>3</sup>	(17,057,414)	(16,234,674)	(15,441,384)	(14,009,067)	(12,629,093)

### INSURANCE PREMIUM TAXES

<b>DEPOSITED TO GENERAL FUND<sup>4</sup></b>	<b>\$373,763,341</b>	<b>\$358,752,402</b>	<b>\$308,790,874</b>	<b>\$226,650,300</b>	<b>\$194,554,980</b>
--	----------------------	----------------------	----------------------	----------------------	----------------------

OTHER GENERAL FUND REVENUES	FY 2006	FY 2005	FY 2004	FY 2003	FY 2002
PRODUCER LICENSE FEES	\$ 7,788,200	\$ 5,605,215	\$ 3,770,270	\$ 3,282,721	\$ 3,118,270
INSURER CERTIFICATE OF AUTHORITY FEES	1,066,875	1,142,738	1,292,805	1,430,655	1,482,366
OTHER LICENSING AND REGISTRATION FEES	94,925	94,770	90,005	87,160	81,670
INSURER FILING FEES	572,775	579,295	576,711	585,728	598,985
FINES AND PENALTIES	897,986	844,548	534,995	821,406	1,263,200
PUBLICATIONS, PHOTOCOPIES, MISC.	154,294	186,689	351,951	261,887	309,740
FRAUD UNIT ASSESSMENTS	1,098,300	1,103,600	1,082,900	1,116,500	1,095,200
<b>SUBTOTAL: OTHER GENERAL FUND REVENUES</b>	<b>\$11,673,355</b>	<b>\$9,556,855</b>	<b>\$7,699,637</b>	<b>\$7,586,056</b>	<b>\$7,949,430</b>

<b>TOTAL GENERAL FUND REVENUES<sup>4</sup></b>	<b>\$385,436,696</b>	<b>\$368,309,257</b>	<b>\$316,490,511</b>	<b>\$234,236,356</b>	<b>\$202,504,410</b>
--	----------------------	----------------------	----------------------	----------------------	----------------------

<sup>1</sup>Per A.R.S. §§ 36-2905 and 36-2944.01 as added by Laws 2003, Ch. 136.

<sup>2</sup>Per A.R.S. §§ 20-224(C), 9-951 and 9-952.

<sup>3</sup>Per A.R.S. § 20-224.01.

<sup>4</sup>FY 2006 figure includes \$59,792 of revenue collected pursuant to A.R.S. §§ 20-224(C) and 20-224.01, of which a portion will be subject to non-General Fund distribution in FY 2007.

## OPERATING EXPENDITURES

GENERAL FUND SOURCES	FY 2006	FY 2005	FY 2004	FY 2003	FY 2002
GENERAL FUND	\$ 6,588,565	\$ 6,345,893	\$ 6,069,201	\$ 5,719,404	\$ 5,844,585
<b>NON-GENERAL FUND SOURCES</b>					
INSURANCE EXAMINERS' REVOLVING FUND [A.R.S. § 20-159]	\$ 4,042,746	\$ 3,825,997	\$ 3,923,479	\$ 5,603,667	\$ 7,425,570
ASSESSMENTS FUND FOR VOLUNTARY PLANS [A.R.S. § 20-2201(E)] <sup>1</sup>	172,035	139,650	219,082	421,943	230,598
ARIZONA PROPERTY AND CASUALTY INSURANCE GUARANTY FUND [A.R.S. § 20-661 <i>et seq.</i> ] <sup>2</sup>	563,078	607,203	620,619	562,506	457,543
ARIZONA LIFE AND DISABILITY INSURANCE GUARANTY FUND [A.R.S. § 20-681 <i>et seq.</i> ] <sup>2</sup>	329,317	594,370	498,400	447,357	348,996
CAPTIVE INSURANCE REGULATORY AND SUPERVISION FUND [A.R.S. § 20-1098.18]	275,456	143,864	1,333	0	0
RECEIVERSHIP LIQUIDATION FUND [A.R.S. § 20- 648]	178,571	198,747	159,282	136,254	78,650
HEALTH CARE APPEALS FUND [A.R.S. § 20- 2540]	112,834	114,215	129,760	114,402	117,174
FINANCIAL SURVEILLANCE FUND [A.R.S. § 20- 156(F)]	273,730	343,215	297,396	269,207	218,959
<b>TOTAL NON-GENERAL FUND SOURCES</b>	<b>\$ 5,947,767</b>	<b>\$ 5,967,261</b>	<b>\$ 5,849,351</b>	<b>\$ 7,555,336</b>	<b>\$ 8,877,490</b>
<b>TOTAL OPERATING EXPENDITURES, ALL FUNDING SOURCES</b>	<b>\$ 12,536,332</b>	<b>\$ 12,313,154</b>	<b>\$ 11,918,552</b>	<b>\$ 13,274,740</b>	<b>\$ 14,722,075</b>

<sup>1</sup>Effective July 1, 2002, per Laws 2002, Chapter 74, replaced the "Assessment Fund" formerly prescribed by [A.R.S. § 20-2351(C)].

<sup>2</sup>Amounts shown exclude claim payments and related expenses.

**INSURANCE  
PROFESSIONALS AND  
INSURERS AUTHORIZED  
IN ARIZONA**

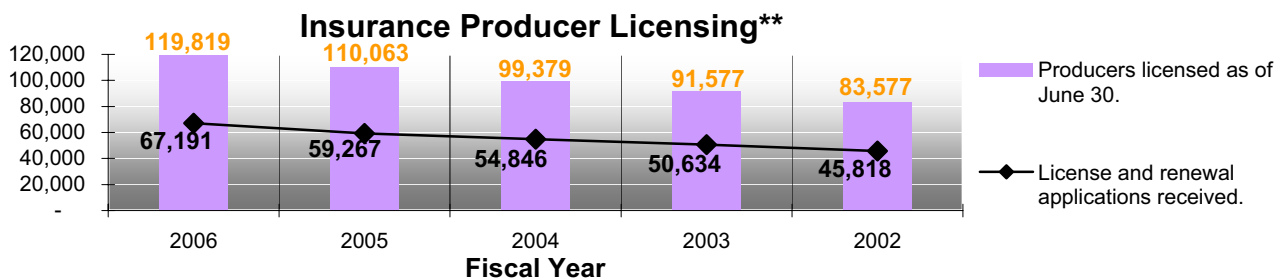




## SUMMARY OF INSURANCE PROFESSIONALS

TYPE OF PROFESSIONAL	RESIDENT		NON-RESIDENT	
	12/31/2005	12/31/2004	12/31/2005	12/31/2004
<b>Insurance Producers*</b>				
PROPERTY	17,064	16,315	30,026	26,766
CASUALTY	17,116	16,372	30,087	26,825
PERSONAL LINES	929	482	2,490	1,466
LIFE	28,503	28,606	39,681	35,770
ACCIDENT AND HEALTH OR SICKNESS	25,238	25,068	35,520	31,570
VARIABLE CONTRACTS	9,512	9,495	21,882	19,863
CREDIT	2,122	1,768	135	176
TRAVEL ACCIDENT TICKET AND BAGGAGE	371	351	19	18
TITLE	88	66	49	37
OTHER (NON-RESIDENT RECIPROCITY)	0	0	477	144
<b>Managing General Agent</b>				
PROPERTY AND CASUALTY	3	2	23	21
LIFE	1	2	3	4
ACCIDENT AND HEALTH OR SICKNESS	1	1	5	7
<b>Insurance Broker</b>				
SURPLUS LINES BROKER	237	209	828	578
MEXICAN INSURANCE SURPLUS LINES BROKER	33	29	7	3
<b>Insurance Claims and Administration Professionals</b>				
INSURANCE ADJUSTER	1,709	1,555	600	488
THIRD PARTY (LIFE/HEALTH) ADMINISTRATOR	30	32	220	191
UTILIZATION REVIEW AGENT	34	28	117	115
<b>Insurance Ratemaking Professionals</b>				
RATING ORGANIZATION	0	0	2	2
RATE SERVICE ORGANIZATION	0	0	7	8
<b>Other Insurance Professionals</b>				
BAIL BOND AGENT	163	145	4	2
RENTAL CAR AGENT	22	23	9	7
RISK MANAGEMENT CONSULTANT	15	12	0	0
REINSURANCE INTERMEDIARY	1	1	0	0

\*Indicates the number authorized for each line of authority. An insurance producer may hold more than one line of authority on a license.



\*\*Excludes third-party administrators, utilization reviewers, ratemaking professionals and reinsurance intermediaries.

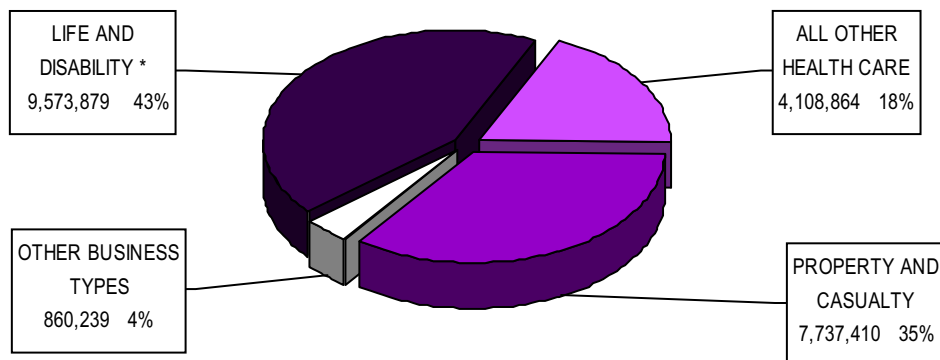
# SYNOPSIS OF 2005 ANNUAL STATEMENTS

INSURER TYPE	NUMBER OF INSURERS	ASSETS	LIABILITIES	CAPITAL & SURPLUS	ARIZONA PREMIUMS
(\$000 Omitted)					
<b>DOMESTIC COMPANIES</b>					
<b>Life And Disability</b>					
LIFE AND DISABILITY INSURER *	46	130,062,713	122,360,036	7,702,677	144,999
CREDIT LIFE & DISABILITY REINSURANCE †	85	n/a	n/a	n/a	n/a
LIFE AND DISABILITY REINSURER	89	2,724,284	1,339,251	1,385,032	n/a
<b>All Other Health Care</b>					
HEALTH CARE SERVICES ORGANIZATION	9	684,676	348,053	336,623	2,753,912
HOSPITAL, MEDICAL, DENTAL, SERVICE ORGANIZATION	3	755,610	294,679	460,932	1,129,233
PREPAID DENTAL PLAN ORGANIZATION	7	13,545	5,525	8,020	42,699
<b>Property And Casualty</b>					
PROPERTY AND CASUALTY INSURER	37	6,841,712	4,722,401	2,119,311	1,137,160
RISK RETENTION GROUP	18	80,655	46,600	34,055	1,048
MECHANICAL REIMBURSEMENT REINSURER	4	5,893	3,802	2,091	n/a
<b>Other Business Types ‡</b>					
TITLE INSURER	1	193,487	111,825	81,661	61,645
MORTGAGE GUARANTY INSURER	5	4,007,582	3,361,608	645,974	23,641
LIFE CARE PROVIDER	11	519,323	573,524	-54,201	n/a
<b>TOTAL FOR DOMESTIC COMPANIES</b>	<b>315</b>	<b>145,889,475</b>	<b>133,167,302</b>	<b>12,722,168</b>	<b>5,294,332</b>

## FOREIGN AND ALIEN COMPANIES

<b>Life And Disability</b>					
LIFE AND DISABILITY INSURER *	545	4,115,386,699	3,851,671,391	263,715,308	9,353,004
FRATERNAL BENEFIT SOCIETY *	26	87,319,715	79,288,440	8,031,275	76,278
CERTIFICATE OF EXEMPTION ARS 20-401.05	2	91,150	22,784	68,367	n/a
<b>All Other Health Care</b>					
HEALTH CARE SERVICES ORGANIZATION	3	677,568	388,122	289,446	183,020
<b>Property And Casualty</b>					
PROPERTY AND CASUALTY INSURER	852	1,222,231,789	798,127,967	424,103,822	6,554,361
RISK RETENTION GROUP	77	2,419,673	1,604,624	815,049	44,841
<b>Other Business Types</b>					
TITLE INSURER	26	8,579,065	5,583,970	2,995,096	641,706
MORTGAGE GUARANTY INSURER	20	19,491,078	15,888,244	3,602,834	123,827
PREPAID LEGAL INSURER	2	65,626	17,284	48,343	9,421
LIFE CARE PROVIDER	2	35,451	54,199	-18,747	n/a
<b>TOTAL FOR FOREIGN AND ALIEN COMPANIES</b>	<b>1,555</b>	<b>5,456,297,812</b>	<b>4,752,647,019</b>	<b>703,650,786</b>	<b>16,986,456</b>

**Total 2005 Arizona Premiums**  
(\$000 Omitted)



\* Deposit-Type Funds have been omitted from total Arizona Life and Disability Premiums. Annuity and Other Considerations are still included.

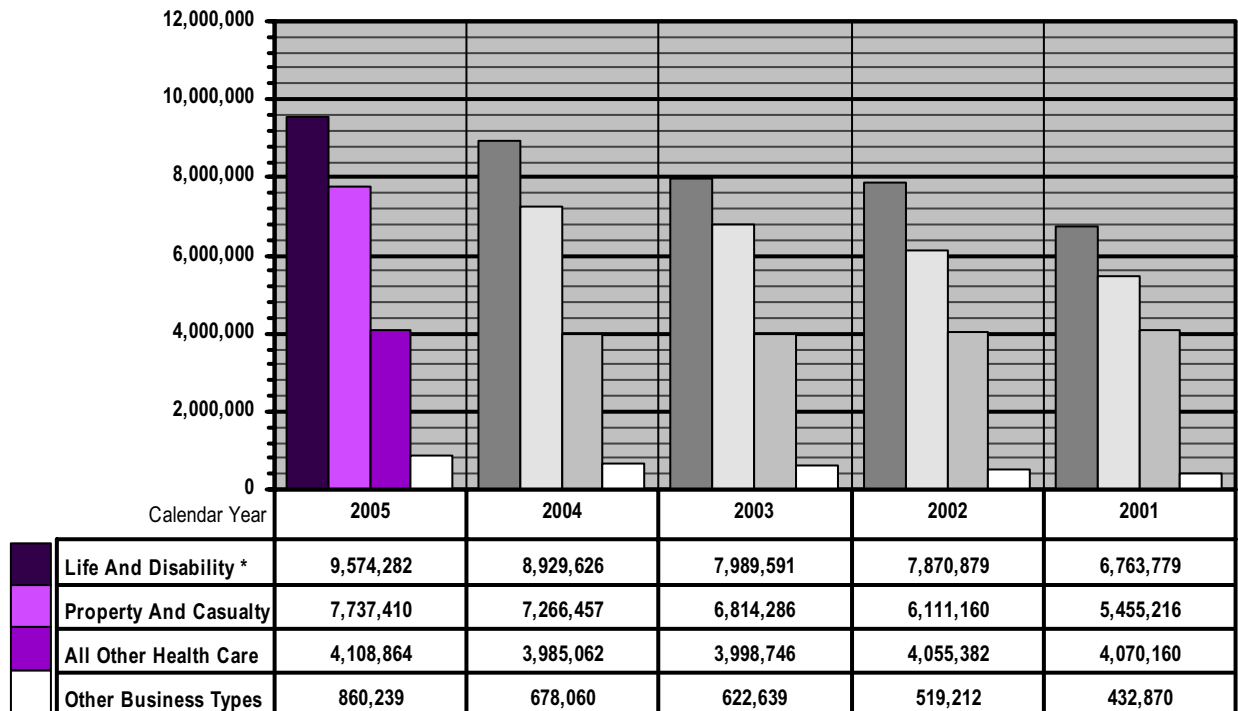
† Credit Life and Disability Reinsurance fiscal year financial information is due August 1 or November 1 pursuant to A.R.S. § 20-1082.

‡ Excludes Captive Insurers.

**SYNOPSIS OF 2005 ANNUAL STATEMENTS - (continued)**

INSURER TYPE	NUMBER OF INSURERS	ASSETS	LIABILITIES	CAPITAL & SURPLUS	ARIZONA PREMIUMS
(\$000 Omitted)					
<b>TOTAL ARIZONA PREMIUMS BY INSURER TYPE</b>					
<b>Life And Disability</b>					
LIFE AND DISABILITY INSURER *	591	4,245,449,412	3,974,031,428	271,417,984	9,498,004
FRATERNAL BENEFIT SOCIETY *	26	87,319,715	79,288,440	8,031,275	76,278
CERTIFICATE OF EXEMPTION ARS 20-401.05	2	91,150	22,784	68,367	n/a
CREDIT LIFE & DISABILITY REINSURANCE †	85	n/a	n/a	n/a	n/a
LIFE AND DISABILITY REINSURER	89	2,724,284	1,339,251	1,385,032	n/a
<b>All Other Health Care</b>					
HEALTH CARE SERVICES ORGANIZATION	12	1,362,245	736,175	626,069	2,936,932
HOSPITAL, MEDICAL, DENTAL, SERVICE ORGANIZATION	3	755,610	294,679	460,932	1,129,233
PREPAID DENTAL PLAN ORGANIZATION	7	13,545	5,525	8,020	42,699
<b>Property And Casualty</b>					
PROPERTY AND CASUALTY INSURER	889	1,229,073,502	802,850,368	426,223,134	7,691,521
RISK RETENTION GROUP	95	2,500,328	1,651,224	849,104	45,889
MECHANICAL REIMBURSEMENT REINSURER	4	5,893	3,802	2,091	n/a
<b>Other Business Types ‡</b>					
TITLE INSURER	27	8,772,552	5,695,795	3,076,757	703,351
MORTGAGE GUARANTY INSURER	25	23,498,660	19,249,852	4,248,808	147,468
PREPAID LEGAL INSURER	2	65,626	17,284	48,343	9,421
LIFE CARE PROVIDER	13	554,775	627,723	-72,949	n/a
<b>GRAND TOTAL:</b>	<b>1,870</b>	<b>5,602,187,296</b>	<b>4,885,814,330</b>	<b>716,372,965</b>	<b>22,280,795</b>

**Total Arizona Premiums**  
(\$000 Omitted)



\* Deposit-Type Funds have been omitted from total Arizona Life and Disability Premiums. Annuity and Other Considerations are still included.  
 † Credit Life and Disability Reinsurance fiscal year financial information is due August 1 or November 1 pursuant to A.R.S. § 20-1082.  
 ‡ Excludes Captive Insurers.

# INSURERS AUTHORIZED IN ARIZONA

AS OF DECEMBER 31, 2005

NAME	DOMICILE	NAIC #	TELEPHONE	ASSETS	LIABILITIES	CAPITAL & SURPLUS	ARIZONA PREMIUMS	AUTHORIZED LINES
AAA FIRE & CASUALTY INS CO *	AK	10921	(415)565-2935	24,336,560	10,649,268	13,687,292	13,355,333	CI MT PI VE
AAA LIFE INS CO	MI	71854	(734)779-2600	265,481,568	216,309,233	49,172,335	2,377,795	DI LI
AAA MEMBERS INS CO *	CA	37770	(949)474-4100	97,718,512	43,008,059	54,710,453	18,085,842	CI PI VE
ABRAZO ADVANTAGE HEALTH PLAN, INC	AZ	10160	(602)824-3812	760,841	269,844	490,997	0	HC
ACA FINANCIAL GUARANTY CORP	MD	22896	(212)375-2000	595,365,786	329,257,010	266,108,776	117,467	SU
ACACIA LIFE INS CO	DC	60038	(301)280-1000	1,652,575,654	1,393,800,619	258,775,035	3,477,665	DI LI VA VL
ACADEMY LIFE INS CO	MO	60046	(319)398-8511	473,200,359	410,256,441	62,943,918	865,845	DI LI
ACADIA INS CO	ME	31325	(800)773-4300	153,931,536	91,338,128	62,593,408	94,700	CW MT PI SU VE
ACCEPTANCE INS CO	NE	37958	(712)329-3600	53,053,297	73,315,267	(20,261,970)	0	SUSPENDED
ACCIDENT FUND INS CO OF AMERICA	MI	10166	(517)367-1400	1,885,580,047	1,391,714,513	493,865,534	84,098	CW
ACCREDITED SURETY AND CASUALTY CO, INC	FL	26379	(407)841-8500	30,178,964	11,807,359	18,371,605	275,276	CI SU
ACE AMERICAN INS CO	PA	22667	(215)640-1000	6,487,584,934	5,214,811,280	1,272,773,654	42,533,257	CW DI MT PI SU VE
ACE AMERICAN REINSURANCE CO	PA	22705	(215)640-1000	257,852,805	134,558,443	123,294,362	0	CW DI MT PI SU VE
ACE FIRE UNDERWRITERS INS CO	PA	20702	(215)640-1000	75,945,135	22,865,977	53,079,158	2,481,483	CW DI MT PI SU VE
ACE INDEMNITY INS CO	PA	10030	(215)640-1000	27,303,187	15,840,949	11,462,238	0	CW MT PI SU VE
ACE PROPERTY AND CASUALTY INS CO	PA	20699	(215)640-1000	5,232,821,194	4,029,460,106	1,203,361,088	4,222,744	CW DI MT PI SU VE
ACIG INS CO	IL	19984	(972)702-9004	215,702,156	157,071,890	58,630,261	108,041	CW MT PI SU VE
ACME LIFE INS CO	AZ	---	(847)572-6864	Financial Information Not Available †				UR
ACSTAR INS CO	IL	22950	(860)224-2000	94,563,659	64,282,723	30,280,936	130,788	CI MT PI SU VE
ACUITY, A MUTUAL INS CO	WI	14184	(920)458-9131	1,488,617,628	970,862,009	517,755,619	0	MT PI SU VE
ADAMSON LIFE INS CO	AZ	---	(847)572-6864	Financial Information Not Available †				UR
ADIRONDACK REINSURANCE CO	AZ	---	(602)254-5866	Financial Information Not Available †				UR
ADMIRAL INDEMNITY CO	DE	44318	(856)429-9200	65,146,637	35,990,234	29,156,403	0	CI MT PI VE
ADMIRAL LIFE INS CO OF AMERICA	AZ	71390	(517)349-6000	9,042,414	222,471	8,819,943	0	DI LI
ADVANCE INS CO	AZ	83445	(785)273-9804	6,598,351	(44,173)	6,642,524	5,664	DI LI
ADVANCED PHYSICIANS INS RRG, INC	AZ	12166		550,695	31,308	519,386	0	RG
ADVANTA INS CO	AZ	33987	(215)385-3491	12,769,024	466,842	12,302,182	0	CI DI MT PI SU VE
ADVANTA LIFE INS CO	AZ	80055	(215)385-3491	6,585,061	948,867	5,636,194	0	DI LI
ADVANTAGE WORKERS COMPENSATION INS CO	IN	40517	(801)288-8750	64,552,501	27,200,286	37,352,215	1,141,018	CW SU
AEGIS SECURITY INS CO	PA	33898	(717)657-9671	72,002,556	40,504,470	31,498,086	1,194,836	CI MT PI SU VE
AETNA HEALTH AND LIFE INS CO	CT	78700	(860)273-0123	1,394,185,827	1,226,462,339	167,723,488	0	DI LI
AETNA HEALTH INC	AZ	95003	(602)427-2200	72,940,420	37,082,984	35,857,436	299,663,372	HC
AETNA INS CO OF CONNECTICUT	CT	36153	(860)273-7126	27,856,323	2,328,297	25,528,026	163,191	CI VE
AETNA LIFE INS CO	CT	60054	(860)273-0123	29,120,818,930	26,205,591,818	2,915,227,112	118,977,141	DI LI
AFFILIATED FM INS CO	RI	10014	(401)275-3000	1,112,345,376	623,084,427	489,260,949	4,299,675	CI MT PI SU VE
AFFIRMATIVE INS CO	IL	42609	(972)728-6300	363,425,893	233,915,052	129,510,841	4,820	CI PI
AGL LIFE ASSURANCE CO	PA	60232	(484)530-4800	2,814,896,924	2,803,633,012	11,263,912	132,025	DI LI VA VL

Company Names: CO = COMPANY CORP = CORPORATION INS = INSURANCE RRG = RISK RETENTION GROUP  
 CE = CERTIFICATE OF EXEMPTION ( WITH LINES OF AUTHORITY )  
 Authorized Lines: CI = CASUALTY CP = CAPTIVE INSURER CW = CASUALTY WITH WORKERS' COMPENSATION DI = DISABILITY DS = DENTAL SERVICE  
 HC = HEALTH CARE SERVICES ORGANIZATION HS = HOSPITAL SERVICE LC = LIFE CARE PROVIDER LP = LIFE CARE PROVIDER PROVISIONAL PERMIT  
 LI = LIFE LR = LIFE AND DISABILITY REINSURANCE MG = MORTGAGE GUARANTY MR = MECHANICAL REIMBURSEMENT REINSURANCE MS = MEDICAL SERVICE  
 MT = MARINE AND TRANSPORTATION OS = OPTOMETRIC SERVICE PD = PREPAID DENTAL PLAN PI = PROPERTY PL = PREPAID LEGAL  
 RG = DOMESTIC RISK RETENTION GROUP SU = SURETY TI = TITLE UR = UNAFFILIATED CREDIT LIFE AND DISABILITY REINSURANCE VA = VARIABLE ANNUITY  
 VE = VEHICLE VL = VARIABLE LIFE

Financial information is as of 12/31/2005 unless alternative fiscal year end is indicated.

† Fiscal year financial information due August 1 or November 1, 2006 pursuant to A.R.S. § 20-1083.

‡ Financial information was not required during this period or is not available due to regulatory action or notification of merger or withdrawal.

\* DBA (Doing Business As)

\*\* Life Care Facility

**INSURERS AUTHORIZED IN ARIZONA AS OF DECEMBER 31, 2005 - (continued)**

NAME	DOMICILE	NAIC #	TELEPHONE	ASSETS	LIABILITIES	CAPITAL & SURPLUS	ARIZONA PREMIUMS	AUTHORIZED LINES
AGRI GENERAL INS CO	IA	42757	(515)559-1000	376,576,721	102,180,124	274,396,597	3,142,958	CI MT PI VE
AIG ANNUITY INS CO	TX	70432	(800)424-4990	54,002,929,141	50,068,112,627	3,934,816,514	56,731,870	DI LI VA
AIG CENTENNIAL INS CO	PA	34789	(302)252-2000	583,538,903	321,314,264	262,224,639	2,224,784	CI DI MT PI SU VE
AIG INDEMNITY INS CO	PA	43974	(302)252-2000	58,087,046	35,400,947	22,686,099	3,973,215	CI DI MT PI VE
AIG LIFE INS CO	DE	66842	(713)522-1111	12,582,970,363	11,946,990,513	635,979,850	12,834,202	DI LI VA VL
AIG NATIONAL INS CO, INC	NY	36587	(770)753-8300	57,520,854	42,869,826	14,651,028	27,469,263	CI DI MT PI SU VE
AIG PREFERRED INS CO	PA	22225	(302)252-2000	83,446,294	59,815,549	23,630,745	4,592,038	CI DI MT PI SU VE
AIG PREMIER INS CO	PA	20796	(302)252-2000	354,568,506	228,764,778	125,803,728	1,406,106	CW DI MT PI SU VE
AIG SUNAMERICA LIFE ASSURANCE CO	AZ	60941	(888)502-0600	31,514,716,265	30,564,080,292	950,635,973	56,165,208	DI LI VA
AIU INS CO	NY	19399	(212)770-7000	3,269,834,828	2,179,667,997	1,090,166,831	67,863	CW DI MT PI SU VE
ALASKA NATIONAL INS CO	AK	38733	(907)248-2642	594,447,112	407,309,086	187,138,026	294,369	CW MT PI SU VE
ALEA NORTH AMERICA INS CO	NY	24899	(860)513-4180	897,603,623	651,373,468	246,230,155	309,669	CW MT PI SU VE
ALL AMERICA INS CO	OH	20222	(419)238-1010	196,091,683	119,946,527	76,145,149	2,990,788	CW MT PI SU VE
ALLEGHENY CASUALTY CO	PA	13285	(814)336-2521	18,952,186	6,692,542	12,259,644	0	SU
ALLEGIANCE LIFE INS CO	IL	62790	(217)789-2500	243,983,204	12,147,253	231,835,951	0	DI LI
ALLEGIAN INS CO, INC, A RRG	HI	11965	(808)521-1198	5,172,161	4,164,999	1,007,162	4,096,603	CI
ALLIANCE INTERNATIONAL INS, INC	AZ	---	(516)921-5950	Financial Information Not Available †				UR
ALLIANCE OF NONPROFITS FOR INS, RRG	VT	10023	(802)229-5042	24,692,271	13,795,737	10,896,534	0	CI
ALLIANZ GLOBAL RISKS US INS CO	CA	35300	(818)260-7500	4,497,996,919	1,090,706,957	3,407,289,962	5,878,162	CW MT PI SU VE
ALLIANZ LIFE INS CO OF NORTH AMERICA	MN	90611	(763)765-6500	53,231,254,168	50,842,955,296	2,388,298,871	399,800,328	DI LI VA VL
ALLIED PROFESSIONALS INS CO, RRG	AZ	11710		7,779,285	5,208,476	2,570,809	152,401	RG
ALLIED PROPERTY AND CASUALTY INS CO	IA	42579	(515)508-4211	88,255,836	1,244,590	87,011,248	4,041,068	CW MT PI SU VE
ALLMERICA FINANCIAL BENEFIT INS CO	MI	41840	(508)853-7200	14,690,112	8,692	14,681,420	0	CW DI MT PI SU VE
ALLMERICA FINANCIAL LIFE INS AND ANNUITY CO	MA	84824	(508)855-1000	10,084,390,776	9,710,300,072	374,090,704	2,684,862	DI LI VA VL
ALLSTATE ASSURANCE CO	IL	70866	(847)402-5000	11,273,403	3,290,647	7,982,755	0	LI
ALLSTATE FIRE AND CASUALTY INS CO	IL	29688	(847)402-5000	15,429,254	209,046	15,220,209	7,138,642	CI DI MT PI SU VE
ALLSTATE INDEMNITY CO	IL	19240	(847)402-5000	114,321,095	3,308,164	111,012,931	136,680,843	CW DI MT PI SU VE
ALLSTATE INS CO	IL	19232	(847)402-5000	45,243,475,308	30,409,814,926	14,833,660,382	224,235,299	CW DI MT PI SU VE
ALLSTATE LIFE INS CO	IL	60186	(847)402-5000	76,596,470,199	72,931,790,146	3,664,680,051	71,921,140	DI LI VA VL
ALLSTATE PROPERTY AND CASUALTY INS CO	IL	17230	(847)402-5000	56,007,807	9,584,582	46,423,226	165,197,237	CI DI MT PI SU VE
ALPHA PROPERTY & CASUALTY INS CO	WI	38156	(972)690-5500	14,577,600	239,706	14,337,895	2,471,542	CI PI VE
ALTA HEALTH & LIFE INS CO	IN	67369	(303)689-3000	130,473,881	94,694,596	35,779,285	580,723	DI LI VA
AMBAC ASSURANCE CORP	WI	18708	(212)668-0340	8,994,397,899	5,666,913,598	3,327,484,301	19,626,542	SU
AMCO INS CO	IA	19100	(515)508-4211	988,758,513	590,295,271	398,463,244	40,375,055	CW MT PI SU VE
AMCOMP ASSURANCE CORP	FL	25402	(800)226-1898	208,986,341	153,649,505	55,336,836	14,864	CW
AMERICAN AGRI-BUSINESS INS CO	TX	12548	(806)473-0333	161,698,430	157,675,198	4,023,232	766,528	PI
AMERICAN AGRICULTURAL INS CO	IN	10103	(847)969-2900	1,161,496,070	702,508,086	458,987,984	0	CI MT PI SU VE
AMERICAN ALTERNATIVE INS CORP	DE	19720	(609)243-4200	409,029,002	256,201,182	152,827,821	8,733,524	CW DI MT PI SU VE
AMERICAN AMBASSADOR CASUALTY CO	IL	10073	(617)357-9500	30,458,674	1,649,542	28,809,132	0	CI VE

Company Names: CO = COMPANY CORP = CORPORATION INS = INSURANCE RRG = RISK RETENTION GROUP  
 Authorized Lines: CE = CERTIFICATE OF EXEMPTION ( WITH LINES OF AUTHORITY )  
 CI = CASUALTY CP = CAPTIVE INSURER CW = CASUALTY WITH WORKERS' COMPENSATION DI = DISABILITY DS = DENTAL SERVICE  
 HC = HEALTH CARE SERVICES ORGANIZATION HS = HOSPITAL SERVICE LC = LIFE CARE PROVIDER LP = LIFE CARE PROVIDER PROVISIONAL PERMIT  
 LI = LIFE LR = LIFE AND DISABILITY REINSURANCE MG = MORTGAGE GUARANTY MR = MECHANICAL REIMBURSEMENT REINSURANCE MS = MEDICAL SERVICE  
 MT = MARINE AND TRANSPORTATION OS = OPTOMETRIC SERVICE PD = PREPAID DENTAL PLAN PI = PROPERTY PL = PREPAID LEGAL  
 RG = DOMESTIC RISK RETENTION GROUP SU = SURETY TI = TITLE UR = UNAFFILIATED CREDIT LIFE AND DISABILITY REINSURANCE VA = VARIABLE ANNUITY  
 VE = VEHICLE VL = VARIABLE LIFE

Financial information is as of 12/31/2005 unless alternative fiscal year end is indicated.

† Fiscal year financial information due August 1 or November 1, 2006 pursuant to A.R.S. § 20-1083.

‡ Financial information was not required during this period or is not available due to regulatory action or notification of merger or withdrawal.

\* DBA (Doing Business As)

\*\* Life Care Facility

**INSURERS AUTHORIZED IN ARIZONA AS OF DECEMBER 31, 2005 - (continued)**

NAME	DOMICILE	NAIC #	TELEPHONE	ASSETS	LIABILITIES	CAPITAL & SURPLUS	ARIZONA PREMIUMS	AUTHORIZED LINES
AMERICAN ASSOCIATION OF ORTHODONTISTS INS CO (A RRG)	VT	10232	(802)229-5042	18,191,791	14,719,948	3,471,843	285,175	CI
AMERICAN AUTOMOBILE INS CO	MO	21849	(415)899-2000	370,179,718	224,549,749	145,629,969	4,238,127	CW DI MT PI SU VE
AMERICAN BANKERS INS CO OF FLORIDA	FL	10111	(305)253-2244	1,282,007,001	1,021,682,357	260,324,644	20,273,763	CI DI MT PI SU VE
AMERICAN BANKERS LIFE ASSURANCE CO OF FLORIDA	FL	60275	(305)253-2244	834,289,293	647,502,268	186,787,025	1,075,191	DI LI
AMERICAN BUSINESS & PERSONAL INS MUTUAL, INC	DE	40789	(312)346-8100	42,835,872	22,518,696	20,317,176	0	CW MT PI
AMERICAN CAPITOL INS CO	TX	60291	(713)974-2242	73,016,655	65,602,548	7,414,107	22,925	DI LI
AMERICAN CASUALTY CO OF READING, PENNSYLVANIA	PA	20427	(312)822-5000	108,048,609	36,950	108,011,658	7,794,319	CW DI MT PI SU VE
AMERICAN CENTENNIAL INS CO	DE	10391	(302)479-2100	37,625,505	22,567,409	15,058,096	0	CI DI MT PI SU VE
AMERICAN CENTRAL INS CO	MO	37915	(617)725-6000	41,695,352	122,855	41,572,497	0	CI MT PI SU VE
AMERICAN CENTURY CASUALTY CO	TX	10807	(281)919-0199	86,063,108	55,600,737	30,462,371	0	MT PI VE
AMERICAN CLASSIC REINSURANCE CO	AZ	69595	(602)957-4647	1,279,822	415,440	864,382	0	LR
AMERICAN COMMERCE INS CO	OH	19941	(508)922-8276	306,987,527	194,914,912	112,072,615	32,056,439	CI DI MT PI SU VE
AMERICAN COMMUNITY MUTUAL INS CO	MI	60305	(734)591-4645	183,036,581	61,667,629	121,368,952	32,165,111	DI LI
AMERICAN CONCEPT INS CO	RI	31909	(401)453-7000	9,666,582	6,864,037	2,802,544	0	CI MT PI VE
AMERICAN CONTRACTORS INDEMNITY CO	CA	10216	(310)649-0990	174,419,486	131,223,269	43,196,217	1,957,454	SU
AMERICAN CONTRACTORS INS CO, RRG	TX	12300	(972)702-9004	4,913,386	332,170	4,581,216	76,243	CI
AMERICAN CREDIT INDEMNITY CO	NY	20516	<i>Name changed 5/28/99, now known as EULER AMERICAN CREDIT INDEMNITY CO</i>					
AMERICAN DEPOSIT INS CO	OK	16802	(800)225-8930	7,431,404	1,432,891	5,998,513	227,917	VE
AMERICAN ECONOMY INS CO	IN	19690	(206)545-5000	1,643,255,880	1,140,753,327	502,502,553	3,423,309	CW MT PI SU VE
AMERICAN EMPIRE INS CO	OH	37990	(513)369-3000	66,297,852	32,617,972	33,679,880	0	CI MT PI VE
AMERICAN EMPLOYERS' INS CO	MA	20613	(617)725-6000	37,480,080	36,155	37,443,925	0	CW DI MT PI SU VE
AMERICAN ENTERPRISE LIFE INS CO	IN	94234	(612)671-8584	9,160,274,336	8,627,332,321	532,942,015	37,004,633	DI LI VA VL
AMERICAN EQUITY INS CO	AZ	43117	(651)688-4100	190,733,523	108,357,185	82,376,338	0	CI MT PI SU VE
AMERICAN EQUITY INVESTMENT LIFE INS CO	IA	92738	(515)221-0002	10,415,535,360	9,728,694,095	686,841,265	98,559,567	LI VA VL
AMERICAN FAMILY HOME INS CO	FL	23450	(513)943-7200	420,831,418	304,913,582	115,917,836	3,033,856	CI MT PI VE
AMERICAN FAMILY LIFE ASSURANCE CO OF COLUMBUS	NE	60380	(706)660-7081	46,859,355,572	43,153,875,465	3,705,480,107	44,962,134	DI LI
AMERICAN FAMILY LIFE INS CO	WI	60399	(608)249-2111	3,454,057,751	3,089,641,515	364,416,236	23,248,656	DI LI VA VL
AMERICAN FAMILY MUTUAL INS CO	WI	19275	(608)249-2111	10,467,217,602	6,445,230,461	4,021,987,141	435,878,502	CW DI MT PI SU VE
AMERICAN FEDERATION INS CO	FL	43699	(616)942-3000	20,225,847	6,556,069	13,669,778	1,702,060	CI MT PI VE
AMERICAN FEED INDUSTRY INS CO, RRG	IA	44202	(515)254-0400	15,322,334	7,729,602	7,592,732	0	CI
AMERICAN FIDELITY ASSURANCE CO	OK	60410	(405)523-2000	2,932,874,064	2,748,249,143	184,624,921	5,151,766	DI LI VA
AMERICAN FIDELITY LIFE INS CO	FL	60429	(850)456-7401	464,779,261	388,514,050	76,265,211	383,889	DI LI
AMERICAN FINANCIAL SECURITY LIFE INS CO	MO	69337	(913)341-1190	2,615,117	87,984	2,527,133	327	SUSPENDED
AMERICAN FIRE AND CASUALTY CO	OH	24066	(513)603-7400	38,659,055	3,170,088	35,488,966	2,586,059	CW MT PI SU VE
AMERICAN FOUNDERS LIFE INS CO	TX	60445	(480)425-5100	501,392,137	459,113,056	42,279,081	435,127	DI LI
AMERICAN FUJI FIRE AND MARINE INS CO	IL	40398	(877)514-3542	107,592,064	25,819,150	81,772,914	17,738	CW DI MT PI SU VE
AMERICAN GENERAL ASSURANCE CO	IL	68373	(732)922-7000	1,507,539,521	1,330,304,596	177,234,925	1,376,039	DI LI
AMERICAN GENERAL INDEMNITY CO	IL	24376	(732)922-7000	80,521,285	47,154,603	33,366,682	157,224	CI DI MT PI VE
AMERICAN GENERAL LIFE AND ACCIDENT INS CO	TN	66672	(615)749-1000	8,929,011,546	8,346,063,490	582,948,056	701,144	DI LI

Company Names: **CO** = COMPANY **CORP** = CORPORATION **INS** = INSURANCE **RRG** = RISK RETENTION GROUP  
 Authorized Lines: **CE** = CERTIFICATE OF EXEMPTION ( WITH LINES OF AUTHORITY )  
**CI** = CASUALTY **CP** = CAPTIVE INSURER **CW** = CASUALTY WITH WORKERS' COMPENSATION **DI** = DISABILITY **DS** = DENTAL SERVICE  
**HC** = HEALTH CARE SERVICES ORGANIZATION **HS** = HOSPITAL SERVICE **LC** = LIFE CARE PROVIDER **LP** = LIFE CARE PROVIDER PROVISIONAL PERMIT  
**LI** = LIFE **LR** = LIFE AND DISABILITY REINSURANCE **MG** = MORTGAGE GUARANTY **MR** = MECHANICAL REIMBURSEMENT REINSURANCE **MS** = MEDICAL SERVICE  
**MT** = MARINE AND TRANSPORTATION **OS** = OPTOMETRIC SERVICE **PD** = PREPAID DENTAL PLAN **PI** = PROPERTY **PL** = PREPAID LEGAL  
**RG** = DOMESTIC RISK RETENTION GROUP **SU** = SURETY **TI** = TITLE **UR** = UNAFFILIATED CREDIT LIFE AND DISABILITY REINSURANCE **VA** = VARIABLE ANNUITY  
**VE** = VEHICLE **VL** = VARIABLE LIFE

Financial information is as of 12/31/2005 unless alternative fiscal year end is indicated.  
 † Fiscal year financial information due August 1 or November 1, 2006 pursuant to A.R.S. § 20-1083.  
 ‡ Financial information was not required during this period or is not available due to regulatory action or notification of merger or withdrawal.  
 \* DBA (Doing Business As)  
 \*\* Life Care Facility

**INSURERS AUTHORIZED IN ARIZONA AS OF DECEMBER 31, 2005 - (continued)**

NAME	DOMICILE	NAIC #	TELEPHONE	ASSETS	LIABILITIES	CAPITAL & SURPLUS	ARIZONA PREMIUMS	AUTHORIZED LINES
AMERICAN GENERAL LIFE INS CO	TX	60488	(713)522-1111	30,967,903,295	25,957,750,134	5,010,153,161	58,828,775	DI LI VA VL
AMERICAN GENERAL PROPERTY INS CO	TN	31208	(615)749-1000	62,525,087	15,175,552	47,349,535	0	DI PI
AMERICAN GUARANTEE AND LIABILITY INS CO	NY	26247	(847)605-6000	187,876,547	47,922,008	139,954,540	10,639,783	CW DI MT PI SU VE
AMERICAN GUARANTY TITLE INS CO	OK	51411	(405)942-4848	12,228,971	2,488,966	9,740,005	0	TI
AMERICAN HARDWARE MUTUAL INS CO	OH	13331	(614)225-8211	304,866,685	196,309,595	108,557,090	1,865,585	CW DI MT PI SU VE
AMERICAN HEALTH AND LIFE INS CO	TX	60518	(817)348-7500	1,723,020,999	809,461,991	913,559,008	911,597	DI LI
AMERICAN HEALTHCARE INDEMNITY CO	DE	39152	(310)551-5900	96,439,728	55,502,631	40,937,097	657,411	CI PI SU
AMERICAN HERITAGE LIFE INS CO	FL	60534	(904)992-1776	1,549,906,129	1,326,067,694	223,838,435	4,231,048	DI LI
AMERICAN HOME ASSURANCE CO	NY	19380	(212)770-7000	24,004,518,746	18,954,867,906	5,049,650,840	42,459,062	CW DI MT PI SU VE
AMERICAN HOME LIFE INS CO	KS	60542	(785)235-6276	149,097,690	136,614,375	12,483,315	733,515	DI LI
AMERICAN INCOME LIFE INS CO	IN	60577	(254)751-8600	1,439,316,993	1,231,166,484	208,150,509	5,703,684	DI LI
AMERICAN INDEMNITY CO	TX	19518	(409)766-4600	53,473,559	2,111,678	51,361,881	0	CI MT PI SU VE
AMERICAN INS CO OF TEXAS	TX	81949	(817)878-3300	5,517,485	3,431,399	2,086,086	10,378	DI LI
AMERICAN INS CO, THE	NE	21857	(415)899-2000	1,499,042,449	991,476,882	507,565,567	19,885,592	CW MT PI SU VE
AMERICAN INTERNATIONAL INS CO	NY	32220	(302)252-2000	1,140,444,691	836,851,295	303,593,396	7,865,029	CI DI MT PI SU VE
AMERICAN INTERNATIONAL SOUTH INS CO	PA	40258	(212)770-7000	34,896,938	1,064,959	33,831,979	2,164,191	CW MT PI VE
AMERICAN INVESTORS LIFE INS CO, INC	KS	60631	(515)362-3600	8,586,800,152	8,161,632,654	425,167,498	48,383,453	DI LI
AMERICAN LABOR LIFE INS CO	AZ	89427	(717)872-8576	3,568,814	1,347,570	2,221,244	8,448	DI LI
AMERICAN LIFE AND ANNUITY CO, INC, THE	AZ	60235	(865)588-8228	8,104,314	7,603,116	501,198	0	LI
AMERICAN LIFE INS CO OF NEW YORK, THE	NY	60704	(502)587-7626	82,064,935	72,714,183	9,350,752	211,624	DI LI VA VL
AMERICAN LIVE STOCK INS CO	IL	10200	(630)232-2100	65,363,982	16,596,113	48,767,869	13,697	CI MT
AMERICAN MANUFACTURERS MUTUAL INS CO	IL	30562	(847)320-2000	10,896,712	623,843	10,272,869	(117,665)	CW DI MT PI SU VE
AMERICAN MATURITY LIFE INS CO	CT	81213	(860)843-3978	69,462,723	31,063,985	38,398,738	4,300	DI LI VA
AMERICAN MEDICAL AND LIFE INS CO	NY	81418	(516)822-8700	11,617,711	4,611,564	7,006,147	0	DI LI
AMERICAN MEDICAL SECURITY LIFE INS CO	WI	97179	(920)661-6020	382,594,688	203,176,262	179,418,426	28,692,162	DI LI
AMERICAN MEMORIAL LIFE INS CO	SD	67989	(605)399-3643	1,534,714,668	1,419,448,796	115,265,872	10,455,752	DI LI
AMERICAN MERCURY INS CO	OK	16810	(405)621-6585	291,115,376	220,583,486	70,531,890	933,874	CI MT PI SU VE
AMERICAN MINING INS CO, INC	AL	15911	(205)823-4496	95,135,212	68,082,979	27,052,233	84,341	CW MT PI VE
AMERICAN MODERN HOME INS CO	OH	23469	(800)543-2644	816,127,934	578,760,643	237,367,291	4,164,929	CI DI MT PI SU VE
AMERICAN MODERN LIFE INS CO	OH	65811	(513)943-7200	59,114,659	34,594,773	24,519,886	67,421	DI LI
AMERICAN MOTORISTS INS CO	IL	22918	(708)320-2000	32,903,640	2,531,499	30,372,141	99,724	CW DI MT PI SU VE
AMERICAN NATIONAL GENERAL INS CO	MO	39942	(417)887-0220	102,965,872	43,763,307	59,202,565	830,518	CI MT PI VE
AMERICAN NATIONAL INS CO	TX	60739	(409)766-4661	12,917,073,775	10,879,434,089	2,037,639,686	30,198,948	DI LI VA VL
AMERICAN NATIONAL LIFE INS CO OF TEXAS	TX	71773	(409)763-4661	141,768,631	98,628,321	43,140,310	1,640,629	DI LI
AMERICAN NATIONAL PROPERTY AND CASUALTY CO	MO	28401	(417)887-4990	1,134,751,316	753,884,063	380,867,253	30,824,321	CW DI MT PI SU VE
AMERICAN NETWORK INS CO	PA	81078	(610)965-2222	104,502,022	86,992,409	17,509,613	14,459	DI
AMERICAN PARTNERS LIFE INS CO	AZ	93653	(612)671-1257	529,030,783	465,436,734	63,594,049	780,875	DI LI VA VL
AMERICAN PHOENIX LIFE AND REASSURANCE CO	CT	91785	(860)403-5000	88,254,143	41,042,785	47,211,358	0	DI LI
AMERICAN PIONEER LIFE INS CO	FL	60763	(407)628-1776	181,109,917	144,630,847	36,479,070	1,300,608	DI LI

Company Names: **CO** = COMPANY **CORP** = CORPORATION **INS** = INSURANCE **RRG** = RISK RETENTION GROUP  
 Authorized Lines: **CE** = CERTIFICATE OF EXEMPTION ( WITH LINES OF AUTHORITY )  
**CI** = CASUALTY **CP** = CAPTIVE INSURER **CW** = CASUALTY WITH WORKERS' COMPENSATION **DI** = DISABILITY **DS** = DENTAL SERVICE  
**HC** = HEALTH CARE SERVICES ORGANIZATION **HS** = HOSPITAL SERVICE **LC** = LIFE CARE PROVIDER **LP** = LIFE CARE PROVIDER PROVISIONAL PERMIT  
**LI** = LIFE **LR** = LIFE AND DISABILITY REINSURANCE **MG** = MORTGAGE GUARANTY **MR** = MECHANICAL REIMBURSEMENT REINSURANCE **MS** = MEDICAL SERVICE  
**MT** = MARINE AND TRANSPORTATION **OS** = OPTOMETRIC SERVICE **PD** = PREPAID DENTAL PLAN **PI** = PROPERTY **PL** = PREPAID LEGAL  
**RG** = DOMESTIC RISK RETENTION GROUP **SU** = SURETY **TI** = TITLE **UR** = UNAFFILIATED CREDIT LIFE AND DISABILITY REINSURANCE **VA** = VARIABLE ANNUITY  
**VE** = VEHICLE **VL** = VARIABLE LIFE

Financial information is as of 12/31/2005 unless alternative fiscal year end is indicated.  
 † Fiscal year financial information due August 1 or November 1, 2006 pursuant to A.R.S. § 20-1083.  
 ‡ Financial information was not required during this period or is not available due to regulatory action or notification of merger or withdrawal.  
 \* DBA (Doing Business As)  
 \*\* Life Care Facility

**INSURERS AUTHORIZED IN ARIZONA AS OF DECEMBER 31, 2005 - (continued)**

NAME	DOMICILE	NAIC #	TELEPHONE	ASSETS	LIABILITIES	CAPITAL & SURPLUS	ARIZONA PREMIUMS	AUTHORIZED LINES
AMERICAN PREMIER INS CO	IN	37001	(770)447-8930	8,090,238	1,120,134	6,970,104	85,133	VE
AMERICAN PRIDE CAPTIVE INS CO	FY Ending 06/30/2005	AZ	---	Financial Information Not Available				CP
AMERICAN PROFESSIONAL CAPTIVE INS CO	AZ	---		Financial Information Not Available				CP
AMERICAN PROFESSIONALS INS CO	IN	12084	(609)896-1921	7,774,167	1,408,786	6,365,381	0	SUSPENDED
AMERICAN PROPERTY & LIABILITY CAPTIVE INS CO	AZ	---		Financial Information Not Available				CP
AMERICAN PUBLIC LIFE INS CO	OK	60801	(601)936-6600	74,914,337	60,280,395	14,633,942	363,551	DI LI
AMERICAN RE-INSURANCE CO	DE	10227	(609)243-4200	17,160,846,547	14,119,462,473	3,041,384,074	0	CW DI MT PI SU VE
AMERICAN RELIABLE INS CO	AZ	19615	(480)483-8666	411,595,235	319,738,979	91,856,255	10,393,721	CW DI MT PI SU VE
AMERICAN REPUBLIC INS CO	IA	60836	(515)245-2155	469,661,053	248,467,643	221,193,410	25,471,630	DI LI
AMERICAN RETIREMENT LIFE INS CO	OH	88366	(513)333-5300	6,935,590	1,035,998	5,899,592	0	LI
AMERICAN ROAD INS CO, THE	MI	19631	(313)390-6170	763,559,641	304,368,353	459,191,288	621,239	CI MT PI SU VE
AMERICAN SAFETY CASUALTY INS CO	DE	39969	(770)916-1908	160,595,489	95,453,055	65,142,434	582,849	CW MT PI SU
AMERICAN SAFETY RRG, INC	VT	25448	(770)916-1908	25,995,842	18,983,447	7,012,395	534,237	CI
AMERICAN SAVINGS LIFE INS CO	AZ	91910	(602)835-5000	20,668,291	6,445,356	14,222,935	71,628	DI LI
AMERICAN SECURITY INS CO	DE	42978	(770)763-1000	833,752,224	566,712,855	267,039,365	12,150,112	CI DI MT PI SU VE
AMERICAN SENTINEL INS CO	PA	17965	(717)540-0600	20,940,424	11,051,398	9,889,026	103,937	CI DI MT PI VE
AMERICAN SERVICE INS CO, INC	IL	42897	(847)472-6700	89,049,745	58,808,858	30,240,887	0	CI MT PI VE
AMERICAN SKANDIA LIFE ASSURANCE CORP	CT	86630	(203)926-1888	31,596,838,378	31,229,538,364	367,300,014	125,583,518	DI LI VA VL
AMERICAN SOUTHERN HOME INS CO	FL	41998	(800)543-2644	86,224,635	65,771,480	20,453,155	0	CI MT PI SU VE
AMERICAN SPECIALTY HEALTH INS CO	IL	84697	(619)578-2000	8,319,978	678,196	7,641,782	1,034	DI LI
AMERICAN STANDARD INS CO OF WISCONSIN	WI	19283	(608)249-2111	354,031,844	127,196,263	226,835,581	66,912,660	CI MT PI VE
AMERICAN STATES INS CO	IN	19704	(206)545-5000	2,339,955,871	1,567,181,129	772,774,742	5,560,253	CW DI MT PI SU VE
AMERICAN STATES INS CO OF TEXAS	TX	19712	(206)545-5000	21,818,750	3,130,281	18,688,468	0	CW DI MT PI VE
AMERICAN STATES PREFERRED INS CO	IN	37214	(206)545-5000	241,054,067	165,184,194	75,869,873	0	CI MT PI SU VE
AMERICAN STERLING INS CO	CA	40800	(949)587-3400	8,554,781	151,595	8,403,186	0	CI MT PI SU VE
AMERICAN SUMMIT INS CO	TX	19623	(254)399-0626	38,998,052	15,922,602	23,075,450	15,620,848	CI DI MT PI SU VE
AMERICAN TRAVELERS ASSURANCE CO	DC	61140	(203)229-1000	8,501,609	2,663,172	5,838,437	3,295	SUSPENDED
AMERICAN TRUCKING AND TRANSPORTATION INS CO, A RRG	MT	11534	(406)523-3934	9,038,003	6,988,422	2,049,580	0	CI VE
AMERICAN UNDERWRITERS LIFE INS CO	AZ	92649	(316)794-2200	81,069,131	69,462,950	11,606,183	1,667,155	DI LI
AMERICAN UNITED LIFE INS CO	IN	60895	(317)285-1877	12,122,587,433	11,489,133,311	633,454,122	25,908,234	DI LI VA VL
AMERICAN ZURICH INS CO	IL	40142	(847)605-6000	209,416,689	9,781,416	199,635,274	5,124,617	CW DI MT PI SU VE
AMERICAN-AMICABLE LIFE INS CO OF TEXAS	TX	68594	(254)753-7311	300,065,683	247,507,816	52,557,867	715,926	DI LI
AMERICO FINANCIAL LIFE AND ANNUITY INS CO	TX	61999	(816)391-2000	3,519,826,354	3,329,269,272	190,557,082	8,305,120	DI LI
AMERICOM LIFE & ANNUITY INS CO	TX	94471	(410)895-0100	408,837,353	392,503,566	16,333,787	11,408,205	DI LI
AMERIGUARD RRG, INC	VT	12171	(802)229-5042	6,328,193	1,319,842	5,008,351	17,632	CI VE
AMERIHEALTH INS CO *	PA	93688	(215)241-2400	1,322,040,665	794,176,849	527,863,816	0	DI LI
AMERIN GUARANTY CORP	IL	30872	(215)564-6600	221,412,754	24,325,782	197,086,972	0	MG
AMERISERV LIFE INS CO	AZ	---	(814)533-5194	Financial Information Not Available †				UR
AMERISURE INS CO	MI	19488	(810)615-9000	553,780,072	409,837,833	143,942,239	36,942	CW MT PI SU VE

Company Names: **CO** = COMPANY **CORP** = CORPORATION **INS** = INSURANCE **RRG** = RISK RETENTION GROUP  
 Authorized Lines: **CE** = CERTIFICATE OF EXEMPTION ( WITH LINES OF AUTHORITY )  
**CI** = CASUALTY **CP** = CAPTIVE INSURER **CW** = CASUALTY WITH WORKERS' COMPENSATION **DI** = DISABILITY **DS** = DENTAL SERVICE  
**HC** = HEALTH CARE SERVICES ORGANIZATION **HS** = HOSPITAL SERVICE **LC** = LIFE CARE PROVIDER **LP** = LIFE CARE PROVIDER PROVISIONAL PERMIT  
**LI** = LIFE **LR** = LIFE AND DISABILITY REINSURANCE **MG** = MORTGAGE GUARANTY **MR** = MECHANICAL REIMBURSEMENT REINSURANCE **MS** = MEDICAL SERVICE  
**MT** = MARINE AND TRANSPORTATION **OS** = OPTOMETRIC SERVICE **PD** = PREPAID DENTAL PLAN **PI** = PROPERTY **PL** = PREPAID LEGAL  
**RG** = DOMESTIC RISK RETENTION GROUP **SU** = SURETY **TI** = TITLE **UR** = UNAFFILIATED CREDIT LIFE AND DISABILITY REINSURANCE **VA** = VARIABLE ANNUITY  
**VE** = VEHICLE **VL** = VARIABLE LIFE

Financial information is as of 12/31/2005 unless alternative fiscal year end is indicated.

† Fiscal year financial information due August 1 or November 1, 2006 pursuant to A.R.S. § 20-1083.

‡ Financial information was not required during this period or is not available due to regulatory action or notification of merger or withdrawal.

\* DBA (Doing Business As)

\*\* Life Care Facility



**INSURERS AUTHORIZED IN ARIZONA AS OF DECEMBER 31, 2005 - (continued)**

NAME	DOMICILE	NAIC #	TELEPHONE	ASSETS	LIABILITIES	CAPITAL & SURPLUS	ARIZONA PREMIUMS	AUTHORIZED LINES
AMERISURE MUTUAL INS CO	MI	23396	(248)615-9000	1,491,487,210	1,037,050,152	454,437,058	126,754	CW MT PI SU VE
AMERITAS LIFE INS CORP	NE	61301	(402)467-1122	3,076,160,399	2,318,529,576	757,630,823	8,961,507	DI LI VA VL
AMERITAS VARIABLE LIFE INS CO	NE	97977	(402)467-1122	2,437,970,827	2,312,058,037	125,912,790	3,452,735	DI LI VA VL
AMERUS LIFE INS CO	IA	61689	(515)362-3600	8,073,060,786	7,603,332,370	469,728,416	55,648,167	DI LI
AMEX ASSURANCE CO	IL	27928	(920)330-5250	141,439,087	26,206,228	115,232,858	31,510,050	CW DI MT PI SU VE
AMGUARD INS CO	PA	42390	(800)673-2465	212,336,985	163,214,652	49,122,333	0	CW DI MT PI SU VE
AMHERST LIFE INS CO	AZ	---	(602)957-4647	Financial Information Not Available †				UR
AMICA LIFE INS CO	RI	72222	(401)334-6000	847,459,744	704,162,674	143,297,070	595,148	LI
AMICA MUTUAL INS CO	RI	19976	(401)334-6000	3,584,950,992	1,788,784,894	1,796,166,098	18,615,660	CI MT PI VE
ANCHOR GENERAL INS CO	CA	40010	(858)527-3600	38,139,808	19,408,652	18,731,156	4,292,500	CI MT PI VE
ANESTHESIOLOGISTS PROFESSIONAL ASSURANCE CO	FL	37656	(904)354-5910	83,862,276	63,131,422	20,730,854	1,724,308	CI
ANNUITY & LIFE REASSURANCE AMERICA, INC	CT	62421	(860)285-8252	49,806,591	38,259,411	11,547,180	150,188	DI LI
ANNUITY INVESTORS LIFE INS CO	OH	93661	(513)333-6246	1,383,662,150	1,340,536,718	43,125,431	5,497,678	DI LI VA VL
ANTHEM INS COMPANIES, INC	IN	28207	(317)488-6000	4,371,510,945	1,406,777,664	2,964,733,281	0	CI DI PI VE
ANTHEM LIFE INS CO	IN	61069	(614)436-0688	263,486,461	197,076,525	66,409,936	2,085,144	DI LI
APPLIED MEDICO-LEGAL SOLUTIONS RRG, INC	AZ	11598		18,339,022	10,990,980	7,348,042	746,233	RG
AQUA CAPTIVE INS, INC	AZ	---		Financial Information Not Available				CP
ARAG INS CO	IA	34738	(515)246-1200	38,863,064	14,403,223	24,459,840	121,097	PL
ARCADIAN HEALTH PLAN, INC	WA	12151	(510)832-0311	14,469,470	6,136,898	8,332,572	1,463,616	HC
ARCH INS CO	MO	11150	(212)651-6500	1,076,664,885	600,542,677	476,122,208	11,447,590	CW DI MT PI SU VE
ARCH REINSURANCE CO	NE	10348	(973)898-9575	1,072,774,708	436,366,409	636,408,299	0	CW DI MT PI SU VE
ARCHITECTS & ENGINEERS INS CO, INC, A RRG	DE	44148	(800)437-2342	15,225,065	7,811,521	7,413,544	0	CI
ARGONAUT GREAT CENTRAL INS CO	IL	19860	(309)688-8571	240,958,808	184,305,560	56,653,248	628,567	CW MT PI SU VE
ARGONAUT INS CO	CA	19801	(650)326-0900	1,275,515,947	924,100,422	351,415,525	2,641,945	CW MT PI SU VE
ARGONAUT-MIDWEST INS CO	IL	19828	(650)326-0900	101,226,251	59,708,592	41,517,659	(33,291)	CW MT PI SU VE
ARGONAUT-NORTHWEST INS CO	IL	19836	Name changed 12/31/05, now known as SELECT MARKETS INS CO					
ARGONAUT-SOUTHWEST INS CO	LA	19844	(210)321-8400	19,759,120	6,336,052	13,423,068	625,671	CW MT PI VE
ARIZONA AUTOMOBILE INS CO	AZ	11805	(480)413-9173	4,299,672	2,728,814	1,570,858	3,626,183	VE
ARIZONA HOME INS CO	AZ	38490	(602)993-1155	10,781,636	5,458,076	5,323,560	6,817,274	CI PI
ARIZONA NATIONAL LIFE INS CO	AZ	60018	(319)398-7979	14,134,490	11,926,825	2,207,665	0	LR
ARKANSAS LIFE INS CO	AZ	97551	(870)483-6355	1,141,237	603,880	537,357	0	LR
ARMED FORCES INS EXCHANGE	KS	41459	(913)727-5500	141,117,051	71,087,492	70,029,559	1,464,004	CI MT PI VE
ASSET PROTECTION PROGRAM RRG, INC	SC	12224	(843)853-0446	Financial Information Not Available ‡				CI
ASSOCIATED DEALERS LIFE INS CO	AZ	81485	(602)200-6900	4,150,451	347,542	3,802,909	0	LR
ASSOCIATED INDEMNITY CORP	CA	21865	(415)899-2000	152,451,961	93,871,992	58,579,969	1,511,070	CW DI MT PI SU VE
ASSURANCE CO OF AMERICA	NY	19305	(847)605-6000	71,818,076	52,243,823	19,574,253	10,396,650	CW DI MT PI SU VE
ASSURED GUARANTY CORP	MD	30180	(212)974-0100	1,140,661,558	884,173,857	256,487,701	150,845	CI SU
ASSURED LIFE ASSOCIATION	CO	56499	(303)792-9777	57,952,653	50,720,376	7,232,277	51,883	DI LI
ASSURITY LIFE INS CO	NE	71439	(402)476-6500	1,313,158,278	1,180,861,312	132,296,966	3,867,628	DI LI

Company Names: CO = COMPANY CORP = CORPORATION INS = INSURANCE RRG = RISK RETENTION GROUP  
 Authorized Lines: CE = CERTIFICATE OF EXEMPTION ( WITH LINES OF AUTHORITY )  
 CI = CASUALTY CP = CAPTIVE INSURER CW = CASUALTY WITH WORKERS' COMPENSATION DI = DISABILITY DS = DENTAL SERVICE  
 HC = HEALTH CARE SERVICES ORGANIZATION HS = HOSPITAL SERVICE LC = LIFE CARE PROVIDER LP = LIFE CARE PROVIDER PROVISIONAL PERMIT  
 LI = LIFE LR = LIFE AND DISABILITY REINSURANCE MG = MORTGAGE GUARANTY MR = MECHANICAL REIMBURSEMENT REINSURANCE MS = MEDICAL SERVICE  
 MT = MARINE AND TRANSPORTATION OS = OPTOMETRIC SERVICE PD = PREPAID DENTAL PLAN PI = PROPERTY PL = PREPAID LEGAL  
 RG = DOMESTIC RISK RETENTION GROUP SU = SURETY TI = TITLE UR = UNAFFILIATED CREDIT LIFE AND DISABILITY REINSURANCE VA = VARIABLE ANNUITY  
 VE = VEHICLE VL = VARIABLE LIFE

Financial information is as of 12/31/2005 unless alternative fiscal year end is indicated.

† Fiscal year financial information due August 1 or November 1, 2006 pursuant to A.R.S. § 20-1083.

‡ Financial information was not required during this period or is not available due to regulatory action or notification of merger or withdrawal.

\* DBA (Doing Business As)

\*\* Life Care Facility

**INSURERS AUTHORIZED IN ARIZONA AS OF DECEMBER 31, 2005 - (continued)**

NAME	DOMICILE	NAIC #	TELEPHONE	ASSETS	LIABILITIES	CAPITAL & SURPLUS	ARIZONA PREMIUMS	AUTHORIZED LINES	
ASTRAEA RRG, INC	AZ	10137		3,162,420	1,679,835	1,482,585	0	RG	
ATHENA ASSURANCE CO	MN	41769	(612)310-7066	188,642,774	138,516,530	50,126,244	(64,160)	CW MT PI SU VE	
ATLANTA CASUALTY CO	IL	21792	(678)627-6000	16,905,582	2,341,809	14,563,773	179,892	VE	
ATLANTA INTERNATIONAL INS CO	NY	20931	(770)813-6220	15,880,393	8,585,717	7,294,676	0	CI DI MT PI SU VE	
ATLANTA SPECIALTY INS CO	OH	31925	(678)627-6000	14,362,911	1,205,897	13,157,014	0	CI PI VE	
ATLANTIC INS CO	TX	22209	(972)650-2800	24,852,300	919,017	23,933,283	9,682	CW MT PI SU VE	
ATLANTIC MUTUAL INS CO	NY	19895	(212)943-1800	719,378,341	578,548,066	140,830,275	157,890	CW DI MT PI SU VE	
ATLANTIC SPECIALTY INS CO	NY	27154	(212)943-1800	71,512,046	20,676,244	50,835,802	8,843,127	CW MT PI SU VE	
ATLANTIC TITLE INS CO	SC	51152	(803)799-4747	9,924,049	5,159,786	4,764,263	0	TI	
ATRAIUS TRADE CREDIT INS, INC	MD	25422	(410)246-5510	77,921,814	36,855,948	41,065,866	174,588	CI	
ATTORNEYS' LIABILITY ASSURANCE SOCIETY, INC A RRG	VT	10639	(312)697-6900	127,592,191	95,048,242	32,543,949	7,446,883	CI	
ATTORNEYS LIABILITY PROTECTION SOCIETY, A RRG	MT	32450	(406)728-3113	76,884,565	50,312,569	26,571,996	100,826	CI	
AURORA NATIONAL LIFE ASSURANCE CO	CA	61182	(661)253-1688	3,354,262,361	3,082,831,458	271,430,903	1,211,297	DI LI	
AUSTIN MUTUAL INS CO	MN	13412	(612)378-8600	132,546,379	65,664,921	66,881,458	8,192,340	CI MT PI VE	
AUTO CLUB LIFE INS CO	MI	84522	(734)779-2085	423,472,096	400,229,127	23,242,969	87,225	DI LI	
AUTOMOBILE INS CO OF HARTFORD, CT	CT	19062	(860)277-0111	914,716,954	656,041,335	258,675,619	14,126,454	CW DI MT PI SU VE	
AUTOMOTIVE UNDERWRITERS INS CO, A RRG	HI	11033	(808)521-1121	22,408,210	17,346,499	5,061,711	5,166	CI	
AUTOONE INS CO	NY	34460	(617)725-6000	76,834,032	34,264,679	42,569,353	0	VE	
AUTO-OWNERS INS CO	MI	18988	(517)323-1200	8,372,989,242	4,243,674,350	4,129,314,892	55,985,149	CW DI MT PI SU VE	
AUTO-OWNERS LIFE INS CO	MI	61190	(517)323-1200	1,686,405,145	1,502,600,351	183,804,794	2,329,474	DI LI	
AVEMCO INS CO	MD	10367	(301)694-5700	140,319,958	69,376,849	70,943,109	4,753,538	CI DI MT PI SU	
AVESIS INS INCORPORATED	AZ	11163	(800)643-1132	5,108,960	1,897,218	3,211,742	850,541	DI	
AVIVA LIFE INS CO	DE	62898	(617)786-2075	5,951,267,216	5,572,610,606	378,656,610	21,265,774	DI LI	
AVOMARK INS CO	IN	10792	(513)603-2400	9,830,358	45,975	9,784,383	0	CW MT PI SU VE	
AXA ART INS CORP	NY	29530	(212)415-8400	64,799,481	32,437,524	32,361,957	289,671	CI MT PI VE	
AXA CORPORATE SOLUTIONS INS CO	NY	33022	<i>Name changed 12/7/05, now known as AXA INS CO</i>						
AXA CORPORATE SOLUTIONS LIFE REINSURANCE CO	DE	68365	(212)314-4224	666,335,082	316,319,274	350,015,808	0	LI	
AXA CORPORATE SOLUTIONS REINSURANCE CO	DE	36552	(212)493-9364	872,220,315	325,119,955	547,100,360	0	CI MT PI SU VE	
AXA EQUITABLE LIFE INS CO	NY	62944	(212)554-1234	115,385,610,992	110,274,472,220	5,111,138,773	169,642,483	DI LI VA VL	
AXA INS CO	NY	33022	(212)658-8743	169,170,709	71,612,860	97,557,849	720,219	CW DI MT PI SU VE	
AXA LIFE AND ANNUITY CO	CO	62880	(212)314-5468	533,681,151	441,784,890	91,896,261	284,416	LI VA VL	
AXA RE AMERICA INS CO	DE	11835	(212)493-9364	59,454,414	11,684,714	47,769,700	0	CI DI MT PI SU VE	
AXA RE PROPERTY AND CASUALTY INS CO	DE	16187	(212)493-9364	111,047,102	76,873,844	34,173,258	(10,471)	CI DI MT PI SU VE	
AXIS INS CO	IL	37273	(678)746-9000	19,048,110	55,366	18,992,744	0	CW DI MT PI SU VE	
AXIS REINSURANCE CO	NY	20370	(678)746-9400	1,462,307,695	938,172,649	524,135,046	2,659,708	CW DI MT PI SU VE	
BALBOA INS CO	CA	24813	(949)222-8000	1,297,172,853	822,466,963	474,705,890	12,668,564	CI DI MT PI SU VE	
BALBOA LIFE INS CO	CA	68160	(949)222-8000	71,921,730	24,755,954	47,165,776	413,586	DI LI	
BALTIMORE LIFE INS CO, THE	MD	61212	(410)581-6600	805,523,582	750,182,007	55,341,576	1,959,636	DI LI	
BANC LIFE INS CORP	AZ	---	(414)433-3166	Financial Information Not Available †				UR	

Company Names: CO = COMPANY CORP = CORPORATION INS = INSURANCE RRG = RISK RETENTION GROUP  
 CE = CERTIFICATE OF EXEMPTION ( WITH LINES OF AUTHORITY )  
 Authorized Lines: CI = CASUALTY CP = CAPTIVE INSURER CW = CASUALTY WITH WORKERS' COMPENSATION DI = DISABILITY DS = DENTAL SERVICE  
 HC = HEALTH CARE SERVICES ORGANIZATION HS = HOSPITAL SERVICE LC = LIFE CARE PROVIDER LP = LIFE CARE PROVIDER PROVISIONAL PERMIT  
 LI = LIFE LR = LIFE AND DISABILITY REINSURANCE MG = MORTGAGE GUARANTY MR = MECHANICAL REIMBURSEMENT REINSURANCE MS = MEDICAL SERVICE  
 MT = MARINE AND TRANSPORTATION OS = OPTOMETRIC SERVICE PD = PREPAID DENTAL PLAN PI = PROPERTY PL = PREPAID LEGAL  
 RG = DOMESTIC RISK RETENTION GROUP SU = SURETY TI = TITLE UR = UNAFFILIATED CREDIT LIFE AND DISABILITY REINSURANCE VA = VARIABLE ANNUITY  
 VE = VEHICLE VL = VARIABLE LIFE

Financial information is as of 12/31/2005 unless alternative fiscal year end is indicated.

† Fiscal year financial information due August 1 or November 1, 2006 pursuant to A.R.S. § 20-1083.

‡ Financial information was not required during this period or is not available due to regulatory action or notification of merger or withdrawal.

\* DBA (Doing Business As)

\*\* Life Care Facility

**INSURERS AUTHORIZED IN ARIZONA AS OF DECEMBER 31, 2005 - (continued)**

NAME	DOMICILE	NAIC #	TELEPHONE	ASSETS	LIABILITIES	CAPITAL & SURPLUS	ARIZONA PREMIUMS	AUTHORIZED LINES
BANC ONE LIFE REINSURANCE CO	AZ	77534	(847)930-7886	270,670,553	187,842,164	82,828,389	0	LR
BANCINSURE, INC	OK	18538	(405)290-5600	98,050,435	62,526,381	35,524,054	132,742	CW MT PI SU VE
BANKERS CAPITAL LIFE INS CO	AZ	---	(602)254-5866	Financial Information Not Available †				UR
BANKERS FIDELITY LIFE INS CO	GA	61239	(404)266-5600	118,100,425	84,219,225	33,881,200	133,280	DI LI
BANKERS FINANCIAL LIFE INS CO	AZ	62723	(319)363-5400	4,240,842	802,309	3,438,533	0	LR
BANKERS INS CO	FL	33162	(727)823-4000	102,858,775	67,723,045	35,135,730	1,257,176	CI MT PI SU VE
BANKERS LIFE AND CASUALTY CO	IL	61263	(314)817-6100	8,907,663,635	8,327,905,038	579,758,596	29,630,777	DI LI
BANKERS LIFE INS CO	FL	81043	(813)823-4000	120,982,028	111,853,308	9,128,723	360,294	DI LI
BANKERS MULTIPLE LINE INS CO	IL	23132	(972)364-7000	7,494,042	49,116	7,444,926	0	CI DI MT PI SU VE
BANKERS RESERVE LIFE INS CO OF WISCONSIN	WI	71013	(314)725-4477	56,657,268	29,833,380	26,823,886	0	DI LI
BANKERS STANDARD INS CO	PA	18279	(215)640-1000	230,408,769	166,608,570	63,800,199	41,677	CW DI MT PI SU VE
BANNER LIFE INS CO	MD	94250	(301)279-4800	1,200,950,870	968,681,255	232,269,615	7,267,383	DI LI
BAPTIST LIFE ASSOCIATION	NY	57223	(716)633-4393	22,973,156	22,179,120	794,036	4,595	DI LI
BAR PLAN MUTUAL INS CO, THE	MO	29513	(314)965-3333	51,041,062	33,057,379	17,983,683	4,530	SU
BASNEY AUTO GROUP LIFE INS CO	AZ	---	(847)572-6864	Financial Information Not Available †				UR
BCS INS CO	OH	38245	(630)472-7700	225,221,306	95,103,877	130,117,429	3,918,012	CI DI MT
BCS LIFE INS CO	IL	80985	(603)472-7700	166,680,517	93,881,235	72,799,282	503,027	DI LI
BEAZLEY INS CO, INC	CT	37540	(860)677-3700	52,118,690	2,399,619	49,719,071	(786)	CI DI MT PI SU VE
BECK LIFE INS CO	AZ	---	(847)572-6864	Financial Information Not Available †				UR
BENCHMARK INS CO	KS	41394	(913)722-0622	108,180,791	78,793,698	29,387,093	5,498,437	CW DI PI VE
BENEFICIAL LIFE INS CO	UT	61395	(801)933-1100	3,093,071,610	2,838,282,411	254,789,199	14,756,437	DI LI
BENICORP INS CO	IN	69752	(317)290-1205	46,271,690	26,817,610	19,454,080	0	DI LI
BERKLEY REGIONAL INS CO	DE	29580	(515)278-3000	2,248,424,000	1,533,312,104	715,111,896	771,633	CW MT PI SU VE
BERKSHIRE HATHAWAY LIFE INS CO OF NEBRASKA	NE	62345	(402)536-3000	3,345,700,308	2,866,583,091	479,117,217	0	LI
BERKSHIRE LIFE INS CO OF AMERICA	MA	71714	(413)499-4321	1,971,977,448	1,675,914,084	296,063,364	4,541,633	DI LI
BEST LIFE AND HEALTH INS CO	TX	90638	(949)253-4080	19,101,406	9,065,213	10,036,193	259,746	DI LI
BEVERLY HILLS LIFE INS CO	AZ	---	(847)572-6860	Financial Information Not Available †				UR
BIRMINGHAM FIRE INS CO OF PENNSYLVANIA	PA	19402	(212)770-7000	3,486,844,285	2,537,560,188	949,284,097	7,280,264	CW DI MT PI SU VE
BITUMINOUS CASUALTY CORP	IL	20095	(309)786-5401	706,118,494	473,766,665	232,351,829	429,933	CW MT PI SU VE
BITUMINOUS FIRE AND MARINE INS CO	IL	20109	(309)786-5401	327,884,910	244,439,274	83,445,637	0	CW MT PI SU VE
BLUE CROSS AND BLUE SHIELD OF ARIZONA, INC	AZ	53589	(602)864-4100	722,975,104	284,438,988	438,536,116	1,054,993,125	DS HS MS
BOND SAFEGUARD INS CO	IL	27081	(630)495-9380	27,967,354	14,338,897	13,628,457	410,229	SU
BOSTON MUTUAL LIFE INS CO	MA	61476	(781)828-7000	788,179,452	708,763,029	79,416,423	1,103,536	DI LI
BOSTON OLD COLONY INS CO	IL	20761	(312)822-5000	35,619,303	14,089	35,605,214	0	CI DI MT PI SU VE
BOWTIE LIFE INS CO	AZ	---	(847)572-6864	Financial Information Not Available †				UR
BRADLEY LIFE INS CO	AZ	---	(847)572-6864	Financial Information Not Available †				UR
BREMEN LIFE INS CO II	AZ	---	(847)572-6864	Financial Information Not Available †				UR
BREMER LIFE INS CO	AZ	81221	(612)397-4215	518,469	295,655	222,814	0	LR
BROKERS NATIONAL LIFE ASSURANCE CO	AR	74900	(512)383-0220	23,399,018	11,284,994	12,114,024	7,143	DI LI

Company Names: CO = COMPANY CORP = CORPORATION INS = INSURANCE RRG = RISK RETENTION GROUP  
 CE = CERTIFICATE OF EXEMPTION ( WITH LINES OF AUTHORITY )  
 Authorized Lines: CI = CASUALTY CP = CAPTIVE INSURER CW = CASUALTY WITH WORKERS' COMPENSATION DI = DISABILITY DS = DENTAL SERVICE  
 HC = HEALTH CARE SERVICES ORGANIZATION HS = HOSPITAL SERVICE LC = LIFE CARE PROVIDER LP = LIFE CARE PROVIDER PROVISIONAL PERMIT  
 LI = LIFE LR = LIFE AND DISABILITY REINSURANCE MG = MORTGAGE GUARANTY MR = MECHANICAL REIMBURSEMENT REINSURANCE MS = MEDICAL SERVICE  
 MT = MARINE AND TRANSPORTATION OS = OPTOMETRIC SERVICE PD = PREPAID DENTAL PLAN PI = PROPERTY PL = PREPAID LEGAL  
 RG = DOMESTIC RISK RETENTION GROUP SU = SURETY TI = TITLE UR = UNAFFILIATED CREDIT LIFE AND DISABILITY REINSURANCE VA = VARIABLE ANNUITY  
 VE = VEHICLE VL = VARIABLE LIFE

Financial information is as of 12/31/2005 unless alternative fiscal year end is indicated.

† Fiscal year financial information due August 1 or November 1, 2006 pursuant to A.R.S. § 20-1083.

‡ Financial information was not required during this period or is not available due to regulatory action or notification of merger or withdrawal.

\* DBA (Doing Business As)

\*\* Life Care Facility

**INSURERS AUTHORIZED IN ARIZONA AS OF DECEMBER 31, 2005 - (continued)**

NAME	DOMICILE	NAIC #	TELEPHONE	ASSETS	LIABILITIES	CAPITAL & SURPLUS	ARIZONA PREMIUMS	AUTHORIZED LINES
BROTHERHOOD MUTUAL INS CO	IN	13528	(219)482-8668	273,862,186	165,994,479	107,867,708	6,058,238	CW DI MT PI SU VE
BUCKEYE STATE INS CO	AZ	---	(602)254-5866	Financial Information Not Available †				UR
BUCKEYE STATE MUTUAL INS CO, THE	OH	16713	(937)778-5000	60,551,535	38,259,140	22,292,394	0	CI PI VE
BUCKTAIL LIFE INS CO	AZ	94633	(602)200-6900	2,632,238	279,929	2,352,310	0	LR
BUSINESS MEN'S ASSURANCE CO OF AMERICA	SC	61492	(864)609-8111	2,331,852,349	2,178,712,954	153,139,395	9,763,636	DI LI VA VL
C B I INS CO	AZ	82996	(602)254-5866	5,487,246	1,687,524	3,799,722	0	LR
C.L.V. LIFE INS CO	AZ	88943	(602)957-4647	2,832,116	1,513,012	1,319,104	0	LR
C.M. LIFE INS CO	CT	93432	(413)788-8411	9,166,986,643	8,732,789,843	434,196,800	14,509,164	DI LI VA VL
CALIFORNIA CAPITAL INS CO	CA	13544	(408)649-1155	379,103,384	222,987,474	156,115,910	0	CI MT PI
CALIFORNIA CASUALTY & FIRE INS CO	CA	27464	(650)574-4000	53,948,592	29,599,293	24,349,299	0	CI MT PI VE
CALIFORNIA CASUALTY GENERAL INS CO	OR	35955	<i>Name changed 2/7/05, now known as CALIFORNIA CASUALTY GENERAL INS CO OF OREGON</i>					
CALIFORNIA CASUALTY GENERAL INS CO OF OREGON	OR	35955	(650)574-4000	78,673,107	49,551,250	29,121,857	0	CI MT PI VE
CALIFORNIA CASUALTY INDEMNITY EXCHANGE	CA	20117	(415)574-4000	507,159,599	217,264,606	289,894,993	6,068,867	CI MT PI VE
CALIFORNIA CASUALTY INS CO	CA	20125	(650)574-4000	154,720,228	77,323,494	77,396,734	18,090,140	CI MT PI VE
CALIFORNIA INDEMNITY INS CO	CA	32271	(800)533-0457	118,176,037	77,671,402	40,504,635	0	CW
CALIFORNIA INS CO	CA	38865	(402)827-3424	124,415,364	45,243,182	79,172,182	0	CW DI MT PI SU VE
CALIFORNIA MEDICAL GROUP INS CO RRG	AZ	12180		7,799,555	3,841,310	3,958,245	0	RG
CAMBRIDGE LIFE INS CO	MO	81000	(714)380-0233	9,943,114	1,845,144	8,097,970	55,092	DI LI
CAMDEN FIRE INS ASSOCIATION, THE	NJ	21946	(617)725-6000	87,160,649	11,457,106	75,703,543	0	CW MT PI SU VE
CAMERON LIFE INS CO	AZ	---	(602)200-6900	Financial Information Not Available †				UR
CAMICO MUTUAL INS CO	CA	36340	(650)802-2500	133,911,873	87,208,998	46,702,875	1,424,253	CI
CANADA LIFE ASSURANCE CO, THE	CANADA	80659	(770)953-1959	1,867,746,357	1,753,921,242	113,825,115	970,865	DI LI
CANADA LIFE INS CO OF AMERICA	MI	81060	(303)737-3000	2,403,447,094	2,256,477,093	146,970,001	36,899	DI LI VA VL
CANAL INS CO	SC	10464	(864)242-5365	1,227,278,997	699,597,686	527,681,312	7,793,687	CI MT PI VE
CANYON INS SERVICES, INC	AZ	12217	(602)588-3971	517,786	67,459	450,327	4,138	DI
CANYON STATE LIFE INS CO	AZ	72958	(602)258-2422	2,218,759	421,957	1,796,802	315	DI LI
CAPITAL ASSURANCE RRG, INC	SC	11194	(843)766-2327	6,029,976	1,092,650	4,937,326	41,676	CI
CAPITAL MARKETS ASSURANCE CORP	NY	20877	(914)273-4545	94,955,693	169,721	94,785,972	(1,165)	SU
CAPITOL INDEMNITY CORP	WI	10472	(608)231-4450	417,963,754	246,113,735	171,850,019	2,775,224	CI DI MT PI SU VE
CAPITOL LIFE INS CO, THE	TX	61581	(303)237-9303	254,766,313	247,919,408	6,846,905	0	DI LI
CAPITOL SPECIALTY INS CO RRG	DC	12018	(410)356-4020	3,118,767	1,977,829	1,140,598	8,914	CI VE
CARDINAL & GOLD INS CO	AZ	---	(480)607-1602	Financial Information Not Available †				UR
CAREAMERICA LIFE INS CO	CA	71331	(888)646-0789	29,380,233	3,085,439	26,294,794	2,932,582	DI LI
CARLISLE LIFE INS CO	AZ	---	(847)572-6930	Financial Information Not Available †				UR
CAROLINA CASUALTY INS CO	FL	10510	(904)363-0900	824,307,084	602,366,097	221,940,987	4,641,513	CW MT PI SU VE
CART CAPTIVE ASSURANCE CO, INC	AZ	---		Financial Information Not Available				CP
CAST CAPTIVE INS CO	AZ	---		Financial Information Not Available				CP
CASUALTY UNDERWRITERS INS CO	UT	26697	(316)794-2200	5,016,144	1,202,962	3,813,182	0	CI MT PI SU VE
CATERPILLAR INS CO	MO	11255	(615)341-8147	115,364,105	77,993,267	37,370,838	4,152,474	CW MT PI SU VE

Company Names: **CO** = COMPANY **CORP** = CORPORATION **INS** = INSURANCE **RRG** = RISK RETENTION GROUP  
 Authorized Lines: **CE** = CERTIFICATE OF EXEMPTION ( WITH LINES OF AUTHORITY )  
**CI** = CASUALTY **CP** = CAPTIVE INSURER **CW** = CASUALTY WITH WORKERS' COMPENSATION **DI** = DISABILITY **DS** = DENTAL SERVICE  
**HC** = HEALTH CARE SERVICES ORGANIZATION **HS** = HOSPITAL SERVICE **LC** = LIFE CARE PROVIDER **LP** = LIFE CARE PROVIDER PROVISIONAL PERMIT  
**LI** = LIFE **LR** = LIFE AND DISABILITY REINSURANCE **MG** = MORTGAGE GUARANTY **MR** = MECHANICAL REIMBURSEMENT REINSURANCE **MS** = MEDICAL SERVICE  
**MT** = MARINE AND TRANSPORTATION **OS** = OPTOMETRIC SERVICE **PD** = PREPAID DENTAL PLAN **PI** = PROPERTY **PL** = PREPAID LEGAL  
**RG** = DOMESTIC RISK RETENTION GROUP **SU** = SURETY **TI** = TITLE **UR** = UNAFFILIATED CREDIT LIFE AND DISABILITY REINSURANCE **VA** = VARIABLE ANNUITY  
**VE** = VEHICLE **VL** = VARIABLE LIFE

Financial information is as of 12/31/2005 unless alternative fiscal year end is indicated.

† Fiscal year financial information due August 1 or November 1, 2006 pursuant to A.R.S. § 20-1083.

‡ Financial information was not required during this period or is not available due to regulatory action or notification of merger or withdrawal.

\* DBA (Doing Business As)

\*\* Life Care Facility

**INSURERS AUTHORIZED IN ARIZONA AS OF DECEMBER 31, 2005 - (continued)**

NAME	DOMICILE	NAIC #	TELEPHONE	ASSETS	LIABILITIES	CAPITAL & SURPLUS	ARIZONA PREMIUMS	AUTHORIZED LINES
CATERPILLAR LIFE INS CO	MO	11997	(615)341-8147	158,631,041	106,547,103	52,083,938	0	DI LI
CATHOLIC FAMILY LIFE INS	WI	56022	(414)961-0500	286,782,598	275,506,553	11,276,045	1,295,078	DI LI
CATHOLIC LIFE INS	TX	57347	(210)828-9921	624,673,151	580,860,465	43,812,686	3,774	LI
CATHOLIC ORDER OF FORESTERS	IL	57487	(630)983-4900	562,575,075	526,510,691	36,064,385	922,051	DI LI
CDC IXIS FINANCIAL GUARANTY NORTH AMERICA, INC.	NY	25771	<i>Name changed 2/23/05, now known as CIFG ASSURANCE NORTH AMERICA, INC.</i>					
CELTIC INS CO	IL	80799	(312)332-5401	100,888,644	52,627,758	48,260,886	1,183,606	DI LI
CEM INS CO	IL	10891	(847)419-3500	3,059,020	428,493	2,630,527	0	CI MT PI SU VE
CENSTAR TITLE INS CO	TX	50636	(281)588-2200	23,792,142	2,612,998	21,179,144	0	TI
CENSTAT LIFE ASSURANCE CO	AZ	86240	(402)397-1111	4,000,419	1,446,370	2,554,049	0	LR
CENTENNIAL INS CO	NY	19909	(212)943-1800	277,887,428	202,983,372	74,904,056	(47,255)	CW DI MT PI PL SU VE
CENTRAL BENEFITS NATIONAL LIFE INS CO	OH	63541	(614)464-5711	13,145,742	2,680,347	10,465,395	240,367	DI LI
CENTRAL MUTUAL INS CO	OH	20230	(419)238-1010	1,021,770,711	636,455,651	385,315,073	26,631,363	CW MT PI SU VE
CENTRAL NATIONAL INS CO OF OMAHA	NE	20249	(402)970-8600	33,281,077	24,221,296	9,059,781	0	REHABILITATION
CENTRAL NATIONAL LIFE INS CO OF OMAHA, THE	DE	61700	<i>Name changed 11/2/05, now known as RENAISSANCE LIFE &amp; HEALTH INS CO OF AMERICA</i>					
CENTRAL PENNSYLVANIA LIFE INS CO	AZ	91944	(602)200-6900	3,196,248	486,375	2,709,873	0	LR
CENTRAL RESERVE LIFE INS CO	OH	61727	(440)572-2400	70,767,235	42,684,414	28,082,821	9,842,273	DI LI
CENTRAL SECURITY LIFE INS CO	TX	61735	(972)699-2770	86,234,123	79,276,491	6,957,634	30,938	DI LI
CENTRAL STATES HEALTH & LIFE CO OF OMAHA	NE	61751	(402)397-1111	309,908,904	215,715,673	94,193,231	602,625	DI LI
CENTRAL STATES INDEMNITY CO OF OMAHA	NE	34274	(402)397-1111	269,260,478	77,281,462	191,979,016	2,602,652	CI DI MT PI VE
CENTRAL UNITED LIFE INS CO	TX	61883	(713)529-0045	371,426,237	334,793,920	36,632,317	593,568	DI LI
CENTRE INS CO	DE	34649	(212)859-2600	583,234,090	456,645,809	126,588,281	(44,140)	CW DI MT PI SU VE
CENTRE LIFE INS CO	MA	80896	(212)859-2600	1,687,859,360	1,620,962,571	66,896,783	1,456,504	DI
CENTURION CASUALTY CO	IA	42765	(515)243-2131	315,205,861	35,628,118	279,577,743	253,775	CI DI MT PI SU VE
CENTURION LIFE INS CO	MO	62383	(515)243-2131	1,082,595,048	211,743,947	870,851,101	380,967	DI LI
CENTURION MEDICAL LIABILITY PROTECTIVE RRG, INC	AZ	11976		4,557,412	1,983,013	2,574,399	0	RG
CENTURY INDEMNITY CO	PA	20710	(215)640-2324	986,564,083	961,564,083	25,000,000	0	CW DI MT PI SU VE
CENTURY SURETY CO	OH	36951	(614)895-2000	402,269,206	280,451,437	121,817,769	1,771,232	CI MT PI SU VE
CENTURY-NATIONAL INS CO	CA	26905	(818)760-0880	529,381,159	355,853,813	173,527,346	11,132,273	CI MT PI VE
CHARITABLE SERVICE PROVIDERS RRG	AZ	12167		1,029,638	495,187	534,451	0	RG
CHARTER LIFE INS CO, INC	AZ	---		Financial Information Not Available				CP
CHARTER NATIONAL LIFE INS CO	IL	61808	(847)402-5000	277,819,560	268,851,676	8,967,884	13,222	DI LI VA VL
CHARTER OAK FIRE INS CO	CT	25615	(860)277-0111	789,475,094	608,923,115	180,551,979	16,623,248	CW MT PI SU VE
CHASE INS LIFE AND ANNUITY CO	IL	63207	(847)930-8274	5,694,521,090	5,285,374,580	409,146,510	69,771,992	DI LI VA
CHASE INS LIFE CO	IL	70661	(847)930-8274	366,617,038	268,594,607	98,022,431	3,727,364	DI LI
CHASE LIFE & ANNUITY CO	DE	67164	(302)834-1469	386,744,109	275,774,974	110,969,135	2,536	DI LI
CHC CASUALTY RRG, INC	VT	11531	(802)864-5599	30,609,593	10,130,796	20,478,797	125,663	CI
CHEROB LIFE INS CO	AZ	---	(847)572-6864	Financial Information Not Available †				UR
CHEROKEE INS CO	MI	10642	(800)201-0450	175,956,606	114,527,316	61,429,290	0	CW DI SU VE
CHESAPEAKE LIFE INS CO, THE	OK	61832	(405)848-0179	105,532,634	63,323,116	42,209,518	646,343	DI LI

Company Names: CO = COMPANY CORP = CORPORATION INS = INSURANCE RRG = RISK RETENTION GROUP  
 Authorized Lines: CE = CERTIFICATE OF EXEMPTION ( WITH LINES OF AUTHORITY )  
 CI = CASUALTY CP = CAPTIVE INSURER CW = CASUALTY WITH WORKERS' COMPENSATION DI = DISABILITY DS = DENTAL SERVICE  
 HC = HEALTH CARE SERVICES ORGANIZATION HS = HOSPITAL SERVICE LC = LIFE CARE PROVIDER LP = LIFE CARE PROVIDER PROVISIONAL PERMIT  
 LI = LIFE LR = LIFE AND DISABILITY REINSURANCE MG = MORTGAGE GUARANTY MR = MECHANICAL REIMBURSEMENT REINSURANCE MS = MEDICAL SERVICE  
 MT = MARINE AND TRANSPORTATION OS = OPTOMETRIC SERVICE PD = PREPAID DENTAL PLAN PI = PROPERTY PL = PREPAID LEGAL  
 RG = DOMESTIC RISK RETENTION GROUP SU = SURETY TI = TITLE UR = UNAFFILIATED CREDIT LIFE AND DISABILITY REINSURANCE VA = VARIABLE ANNUITY  
 VE = VEHICLE VL = VARIABLE LIFE

Financial information is as of 12/31/2005 unless alternative fiscal year end is indicated.

† Fiscal year financial information due August 1 or November 1, 2006 pursuant to A.R.S. § 20-1083.

‡ Financial information was not required during this period or is not available due to regulatory action or notification of merger or withdrawal.

\* DBA (Doing Business As)

\*\* Life Care Facility

**INSURERS AUTHORIZED IN ARIZONA AS OF DECEMBER 31, 2005 - (continued)**

NAME	DOMICILE	NAIC #	TELEPHONE	ASSETS	LIABILITIES	CAPITAL & SURPLUS	ARIZONA PREMIUMS	AUTHORIZED LINES
CHEVOLD INS CO, INC	AZ	---	(602)254-5866	Financial Information Not Available †				UR
CHICAGO INS CO	IL	22810	(415)899-2000	269,444,469	167,391,329	102,053,140	1,581,460	CI MT PI SU VE
CHICAGO TITLE INS CO	MO	50229	(312)223-2581	1,542,905,336	1,157,078,586	385,826,750	52,454,165	TI
CHRISTIAN FIDELITY LIFE INS CO	TX	61859	(602)263-6666	77,993,953	55,539,159	22,454,794	104,044	DI LI
CHUBB INDEMNITY INS CO	NY	12777	(908)903-2000	193,845,524	150,187,094	43,658,430	270,493	CW MT PI SU VE
CHUBB NATIONAL INS CO	IN	10052	(908)903-2000	161,241,256	117,987,511	43,253,745	0	CW MT PI VE
CHURCH INS CO	NY	10669	(212)592-1800	61,596,109	42,960,851	18,635,258	21,920	CI MT PI SU VE
CHURCH LIFE INS CORP	NY	61875	(212)592-1800	201,709,138	172,149,650	29,559,488	947,240	DI LI
CHURCH MUTUAL INS CO	WI	18767	(715)536-5577	963,930,148	691,415,495	272,514,653	6,563,153	CW DI MT PI SU VE
CICA LIFE INS CO OF AMERICA	CO	71463	(512)837-7100	301,242,684	262,802,804	38,439,880	19,444	DI LI
CIERA INVESTMENT LIFE INS CO	AZ	85880	(602)957-4647	308,434	559,235	(250,801)	0	LR
CIFG ASSURANCE NORTH AMERICA, INC	NY	25771	(212)909-3939	175,332,597	66,758,044	108,574,553	0	SU
CIGNA DENTAL HEALTH PLAN OF ARIZONA, INC	AZ	47013	(954)423-5800	3,808,942	1,929,857	1,879,085	14,730,689	PD
CIGNA HEALTHCARE OF ARIZONA, INC	AZ	95125	(602)942-4462	149,024,637	81,430,310	67,594,326	519,434,727	HC
CIM INS CORP	MI	22004	(248)263-6900	47,755,362	32,203,141	15,552,220	26,541	CI VE
CINCINNATI CASUALTY CO, THE	OH	28665	(513)870-2000	335,438,589	72,541,397	262,897,192	105,363	CW DI MT PI SU VE
CINCINNATI EQUITABLE INS CO	OH	16721	(513)621-1826	30,728,665	11,426,594	19,302,071	0	CI PI VE
CINCINNATI INDEMNITY CO	OH	23280	(513)870-2000	82,855,382	20,133,628	62,721,754	1,366,780	CW MT PI SU VE
CINCINNATI INS CO	OH	10677	(513)870-2000	9,993,039,954	5,799,232,264	4,193,807,691	25,081,632	CW DI MT PI SU VE
CINCINNATI LIFE INS CO	OH	76236	(513)870-2000	2,351,689,421	1,900,910,023	450,779,399	653,195	DI LI
CITADEL LIFE AND HEALTH INS CO	AZ	71897	(602)254-5866	4,676,280	1,399,381	3,276,900	0	LR
CITATION INS CO	CA	42242	(614)475-3178	47,498,664	22,097,604	25,401,061	0	CW MT PI SU VE
CITCO LIFE INS CO	AZ	---	(931)484-8411	Financial Information Not Available †				UR
CITICORP LIFE INS CO	AZ	80322	(860)308-1000	216,722,144	105,606,623	111,115,521	11,849	DI LI VA VL
CITIZEN'S ACCIDENT & HEALTH INS CO	AZ	85960	(800)950-6060	3,117,821	2,459,988	657,833	0	LR
CITIZENS NATIONAL LIFE INS CO	TX	82082	(512)837-7100	14,580,918	9,252,561	5,328,357	123,476	DI LI
CITIZENS REINSURANCE CO	AZ	---	(423)265-1671	Financial Information Not Available †				UR
CITIZENS USA LIFE INS CO	IL	61670	(512)837-7100	6,441,981	1,285,705	5,156,276	632	DI LI
CIVIL SERVICE EMPLOYEES INS CO	CA	10693	(925)817-6300	145,580,819	89,715,276	55,865,543	3,597,535	CI DI MT PI VE
CLAIM PROFESSIONALS LIABILITY INS CO (A RRG)	VT	12172	(802)229-5042	1,691,402	222,564	1,468,838	3,491	CI
CLARENDON NATIONAL INS CO	NJ	20532	(212)805-9700	1,896,188,120	1,231,309,084	664,879,036	7,878,806	CW DI MT PI SU VE
CLASSIC RESIDENCE, SENIOR LIVING BY HYATT & PLAZA CO.'S **	AZ	95398	(312)803-8481	72,112,121	88,163,083	(16,050,962)	0	LC
CLEARWATER INS CO	DE	25070	(203)977-8024	1,127,539,775	524,608,821	602,930,954	10,757	CI DI MT PI SU VE
CLINIC MUTUAL INS CO RRG	TN	43770	(808)521-0730	4,494,611	238,396	4,256,215	0	CI
CLINICAL TRIALS RECIPROCAL INS CO, RRG	AZ	10770		2,079,221	125,573	1,953,648	0	RG
CM ASSURANCE CO	CT	76830	(413)788-8411	9,900,538	19,343	9,881,194	0	DI LI
CMG MORTGAGE ASSURANCE CO	WI	29114	(608)238-5851	9,088,088	937,089	8,150,999	0	MG
CMG MORTGAGE INS CO	WI	40266	(800)937-2644	319,677,699	197,866,089	121,811,610	785,988	MG
CNA CASUALTY OF CALIFORNIA	CA	20435	(312)822-5000	28,019,378	2,632	28,016,746	0	CW DI MT PI SU VE

Company Names: **CO** = COMPANY **CORP** = CORPORATION **INS** = INSURANCE **RRG** = RISK RETENTION GROUP  
 Authorized Lines: **CE** = CERTIFICATE OF EXEMPTION ( WITH LINES OF AUTHORITY )  
**CI** = CASUALTY **CP** = CAPTIVE INSURER **CW** = CASUALTY WITH WORKERS' COMPENSATION **DI** = DISABILITY **DS** = DENTAL SERVICE  
**HC** = HEALTH CARE SERVICES ORGANIZATION **HS** = HOSPITAL SERVICE **LC** = LIFE CARE PROVIDER **LP** = LIFE CARE PROVIDER PROVISIONAL PERMIT  
**LI** = LIFE **LR** = LIFE AND DISABILITY REINSURANCE **MG** = MORTGAGE GUARANTY **MR** = MECHANICAL REIMBURSEMENT REINSURANCE **MS** = MEDICAL SERVICE  
**MT** = MARINE AND TRANSPORTATION **OS** = OPTOMETRIC SERVICE **PD** = PREPAID DENTAL PLAN **PI** = PROPERTY **PL** = PREPAID LEGAL  
**RG** = DOMESTIC RISK RETENTION GROUP **SU** = SURETY **TI** = TITLE **UR** = UNAFFILIATED CREDIT LIFE AND DISABILITY REINSURANCE **VA** = VARIABLE ANNUITY  
**VE** = VEHICLE **VL** = VARIABLE LIFE

Financial information is as of 12/31/2005 unless alternative fiscal year end is indicated.

† Fiscal year financial information due August 1 or November 1, 2006 pursuant to A.R.S. § 20-1083.

‡ Financial information was not required during this period or is not available due to regulatory action or notification of merger or withdrawal.

\* DBA (Doing Business As)

\*\* Life Care Facility

**INSURERS AUTHORIZED IN ARIZONA AS OF DECEMBER 31, 2005 - (continued)**

NAME	DOMICILE	NAIC #	TELEPHONE	ASSETS	LIABILITIES	CAPITAL & SURPLUS	ARIZONA PREMIUMS	AUTHORIZED LINES
CNP INS CO	AZ	27938	(480)948-4005			Financial Information Not Available ‡		CI PI
COAST LIFE INS CO	AZ	---	(602)258-2422			Financial Information Not Available †		UR
COAST NATIONAL INS CO	CA	25089	(954)316-5200	730,846,454	442,673,088	288,173,366	6,654,158	CI PI VE
COFACE NORTH AMERICA INS CO	MA	31887	(609)469-0400	41,131,065	23,711,497	17,419,567	0	CI SU
COLOGNE REINSURANCE CO OF AMERICA	CT	33197	(203)328-5000	68,135,673	32,680,890	35,454,783	0	CW MT PI SU VE
COLONIAL AMERICAN CASUALTY AND SURETY CO	MD	34347	(847)605-6000	24,810,836	2,625,345	22,185,491	5,455	CI MT PI SU VE
COLONIAL LIFE & ACCIDENT INS CO	SC	62049	(803)798-7000	1,668,810,228	1,317,644,147	351,166,080	15,891,655	DI LI
COLONIAL LIFE INS CO OF TEXAS	TX	88153	(817)390-2239	15,811,663	3,557,542	12,254,122	4,171	DI LI
COLONIAL PENN LIFE INS CO	PA	62065	(215)928-8000	725,570,020	690,291,160	35,278,861	2,250,378	DI LI
COLONIAL SURETY CO	PA	10758	(201)573-8788	16,101,811	9,893,874	6,207,937	60,109	CI SU
COLORADO BANKERS LIFE INS CO	CO	84786	(303)220-8500	122,491,214	106,296,407	16,194,808	430,370	DI LI
COLORADO CASUALTY INS CO	CO	41785	(720)873-9200	23,579,742	8,703,448	14,876,294	25,573,724	CI MT PI SU VE
COLORADO FIRSTBANK LIFE INS CO	AZ	---	(602)254-5866			Financial Information Not Available †		UR
COLUMBIA INS CO	NE	27812	(402)536-3000	13,710,303,848	4,864,324,140	8,845,979,706	0	CI DI MT PI VE
COLUMBIA MUTUAL INS CO	MO	40371	(573)474-6193	303,289,538	159,456,309	143,833,229	0	CI MT PI SU VE
COLUMBIA NATIONAL RRG, INC	VT	10803	(802)864-5599	3,270,307	1,227,063	2,043,244	31,140	CI
COLUMBIA UNIVERSAL LIFE INS CO	TX	77720	(602)778-5000	21,928,072	13,163,602	8,764,470	97,024	DI LI
COLUMBIAN LIFE INS CO	IL	76023	(607)724-2472	240,835,351	224,027,498	16,807,853	87,076	DI LI
COLUMBIAN MUTUAL LIFE INS CO	NY	62103	(607)724-2472	318,598,953	281,403,817	37,195,135	80,506	DI LI
COLUMBIAN NATIONAL TITLE INS CO	KS	51373	(785)232-4365	9,447,665	7,224,775	2,222,890	0	TI
COLUMBUS LIFE INS CO	OH	99937	(513)361-6700	2,538,843,757	2,309,077,188	229,766,569	14,866,163	DI LI VL
COMBINED INS CO OF AMERICA	IL	62146	(847)953-2025	2,786,304,917	1,917,978,083	868,326,834	3,262,009	DI LI
COMMERCE AND INDUSTRY INS CO	NY	19410	(212)770-7000	6,679,069,153	5,222,250,186	1,456,818,967	13,925,506	CW MT PI SU VE
COMMERCE TITLE INS CO	CA	50026	(214)758-7000	18,609,074	11,798,718	6,810,356	1,819,120	TI
COMMERCE WEST INS CO	CA	13161	(925)734-1700	135,699,641	84,028,974	51,670,667	815,253	CI PI VE
COMMERCIAL CASUALTY INS CO	CA	32280	(212)312-2500	230,025,999	188,612,543	41,413,456	0	CW
COMMERCIAL GUARANTY CASUALTY INS CO	IN	21296	(860)277-0111	151,278,687	33,775,727	117,502,960	(6,011)	CI DI MT PI SU VE
COMMERCIAL INS CO OF NEWARK, NEW JERSEY	NJ	20818	(312)822-5000	53,340,802	196,588	53,144,214	1	CW DI MT PI SU VE
COMMERCIAL LOAN INS CORP	WI	18732	(925)658-7878	10,427,766	626,371	9,801,394	0	MG
COMMERCIAL TRAVELERS MUTUAL INS CO	NY	81426	(315)797-5200	38,015,593	26,708,343	11,307,250	42,196	DI
COMMONWEALTH INS CO OF AMERICA	WA	10220	(206)382-6670	53,861,439	34,412,345	19,449,094	383,184	CI MT PI VE
COMMONWEALTH LAND TITLE INS CO	PA	50083	(804)267-8000	769,326,153	570,936,284	198,389,869	34,420,571	TI
COMMONWEALTH TRUST CREDIT LIFE INS CO	AZ	---	(602)200-6900			Financial Information Not Available †		UR
COMMUNITY BANKS LIFE INS CO	AZ	---	(602)254-5866			Financial Information Not Available †		UR
COMMUNITY BLOOD CENTERS' EXCHANGE RRG	IN	13893	(913)529-3213	15,956,404	10,295,215	5,661,189	0	CI
COMPANION COMMERCIAL INS CO	SC	10794	(803)735-0672	10,305,228	2,309,123	7,996,105	0	CW MT PI SU VE
COMPANION LIFE INS CO	SC	77828	(803)735-1251	87,616,064	40,263,778	47,352,286	11,272,644	DI LI
COMPANION PROPERTY AND CASUALTY INS CO	SC	12157	(803)735-0672	356,812,916	268,319,376	88,493,540	0	CW MT PI SU VE
COMPASS INS CO	NY	21989	(513)425-4312	13,387,315	2,801,265	10,586,050	0	SUSPENDED

Company Names: **CO** = COMPANY **CORP** = CORPORATION **INS** = INSURANCE **RRG** = RISK RETENTION GROUP  
 Authorized Lines: **CE** = CERTIFICATE OF EXEMPTION ( WITH LINES OF AUTHORITY )  
**CI** = CASUALTY **CP** = CAPTIVE INSURER **CW** = CASUALTY WITH WORKERS' COMPENSATION **DI** = DISABILITY **DS** = DENTAL SERVICE  
**HC** = HEALTH CARE SERVICES ORGANIZATION **HS** = HOSPITAL SERVICE **LC** = LIFE CARE PROVIDER **LP** = LIFE CARE PROVIDER PROVISIONAL PERMIT  
**LI** = LIFE **LR** = LIFE AND DISABILITY REINSURANCE **MG** = MORTGAGE GUARANTY **MR** = MECHANICAL REIMBURSEMENT REINSURANCE **MS** = MEDICAL SERVICE  
**MT** = MARINE AND TRANSPORTATION **OS** = OPTOMETRIC SERVICE **PD** = PREPAID DENTAL PLAN **PI** = PROPERTY **PL** = PREPAID LEGAL  
**RG** = DOMESTIC RISK RETENTION GROUP **SU** = SURETY **TI** = TITLE **UR** = UNAFFILIATED CREDIT LIFE AND DISABILITY REINSURANCE **VA** = VARIABLE ANNUITY  
**VE** = VEHICLE **VL** = VARIABLE LIFE

Financial information is as of 12/31/2005 unless alternative fiscal year end is indicated.

† Fiscal year financial information due August 1 or November 1, 2006 pursuant to A.R.S. § 20-1083.

‡ Financial information was not required during this period or is not available due to regulatory action or notification of merger or withdrawal.

\* DBA (Doing Business As)

\*\* Life Care Facility

**INSURERS AUTHORIZED IN ARIZONA AS OF DECEMBER 31, 2005 - (continued)**

NAME	DOMICILE	NAIC #	TELEPHONE	ASSETS	LIABILITIES	CAPITAL & SURPLUS	ARIZONA PREMIUMS	AUTHORIZED LINES
COMPBENEFITS INS CO	TX	60984	(770)998-8936	37,576,328	13,274,942	24,301,386	2,051	DI LI
COMPUTER INS CO	RI	34711	(401)431-2920	34,367,784	5,804,253	28,563,531	108,151	MT
CONCORD LIFE INS CO	AZ	73482	(317)574-1390	7,559,505	1,662,552	5,896,953	0	DI LI
CONESTOGA CASUALTY INS CO	AZ	37133	(415)380-8488	23,611,427	482,566	23,128,861	0	CW DI MT PI SU VE
CONGRESS LIFE INS CO	AZ	73504	(847)930-7886	6,246,254	34,729	6,211,525	0	DI LI
CONNECTICUT GENERAL LIFE INS CO	CT	62308	(215)761-6853	20,748,727,392	18,439,647,179	2,309,080,210	77,753,630	DI LI VA VL
CONNECTICUT LIFE INS AND ANNUITY CORP	AZ	74454	(480)607-1602	311,090	27,579	283,511	0	LR
CONNIE LEE INS CO	WI	24961	(212)668-0340	220,314,186	127,695,653	92,618,533	0	SU
CONSECO HEALTH INS CO	AZ	78174	(317)817-4300	2,077,670,526	1,974,736,298	102,934,228	2,886,794	DI LI
CONSECO INS CO	IL	60682	(317)817-4000	4,326,686,679	3,980,556,109	346,130,571	4,913,821	DI LI
CONSECO LIFE INS CO	IN	65900	(317)817-6100	3,935,634,718	3,672,411,966	263,222,752	6,986,403	DI LI
CONSECO SENIOR HEALTH INS CO	PA	76325	(317)817-6100	3,070,288,146	2,963,145,792	107,142,354	7,463,306	DI LI
CONSTITUTION INS CO	NY	32190	(212)821-0489	49,557,867	11,720,805	37,837,062	0	CW DI MT PI SU VE
CONSTITUTION LIFE INS CO	TX	62359	(407)628-1776	84,621,730	72,771,770	11,849,958	136,651	DI LI
CONSUMER SPECIALTIES INS CO, RRG	VT	10075	(802)229-5042	6,624,661	2,855,571	3,769,090	0	CI
CONSUMERS LIFE INS CO	OH	62375	(216)687-7000	12,784,744	4,462,728	8,322,016	0	DI LI
CONTINENTAL AMERICAN INS CO	SC	71730	(803)256-6265	72,747,486	53,873,503	18,873,983	272,669	DI LI
CONTINENTAL ASSURANCE CO	IL	62413	(312)822-5000	5,092,011,213	4,465,009,440	627,001,773	2,661,920	DI LI
CONTINENTAL CASUALTY CO	IL	20443	(312)822-5000	35,913,173,763	29,169,915,676	6,743,258,086	69,571,365	CW DI MT PI SU VE
CONTINENTAL GENERAL INS CO	NE	71404	(402)397-3200	467,229,242	401,327,959	65,901,283	5,178,581	DI LI
CONTINENTAL HERITAGE INS CO	OH	39551	(614)839-1800	7,755,977	1,428,534	6,327,443	0	SU
CONTINENTAL INS CO, THE	SC	35289	(312)822-5000	4,029,864,017	2,253,450,778	1,776,413,239	1,240,347	CW DI MT PI SU VE
CONTINENTAL LIFE INS CO OF BRENTWOOD, TN	TN	68500	(615)377-1300	129,339,125	84,812,277	44,526,848	896,479	DI LI
CONTINENTAL NATIONAL INDEMNITY CO	OH	28258	(513)247-5900	11,042,871	989,293	10,053,577	0	CI MT PI SU VE
CONTINENTAL REINSURANCE CORP	CA	20923	(312)822-5000	97,419,221	1,353,356	96,065,864	0	CI DI MT PI SU VE
CONTINENTAL WESTERN INS CO	IA	10804	(515)278-3000	247,421,628	169,452,479	77,969,149	1,086,080	CW MT PI SU VE
CONTINUING CARE RRG, INC	SC	11798	(703)812-8425	6,584,017	3,226,681	3,357,336	128,879	CI
CONTRACTORS BONDING AND INS CO	WA	37206	(206)622-7053	169,935,584	115,738,522	54,197,062	14,548,991	CI MT PI SU VE
CONTRACTORS INS CO OF NORTH AMERICA, INC, A RRG	HI	11603	(303)388-5688	22,540,231	18,957,563	3,582,668	9,499,747	CI
CONTRACTOR'S LIABILITY INS CO, A RRG	NV	11794	(800)421-7922	5,778,618	3,081,527	2,697,091	0	CI VE
CONVERIUM INS (NORTH AMERICA) INC	NJ	22730	(212)898-5000	76,565,132	14,535,235	62,029,897	(981,076)	CW DI MT PI SU VE
COPIK INS CO	CO	11860	(720)858-6000	389,975,256	266,722,768	123,252,488	0	CI
COREGIS INS CO	IN	21318	(800)241-3470	442,906,997	230,580,451	212,326,546	(2,342)	CW DI MT PI SU VE
CORNERSTONE NATIONAL INS CO	MO	10783	(573)817-2481	36,258,248	17,625,239	18,633,009	0	CI PI VE
CORPORATE HEALTH INS CO	PA	72052	(800)872-3862	93,823,546	41,169,966	52,653,580	4,068,736	DI LI
COUNTRY CASUALTY INS CO	IL	20982	(309)557-3000	74,120,028	17,637,858	56,482,170	2,189,751	CW MT PI SU VE
COUNTRY INVESTORS LIFE ASSURANCE CO	IL	94218	(309)821-3000	152,466,010	18,600,229	133,865,781	2,340,411	DI LI VA VL
COUNTRY LIFE INS CO	IL	62553	(309)557-3000	6,407,396,562	5,498,185,849	909,210,713	7,609,593	DI LI
COUNTRY MUTUAL INS CO	IL	20990	(309)557-3000	3,068,772,726	1,760,442,000	1,308,330,726	46,603,164	CW MT PI SU VE

Company Names: **CO** = COMPANY **CORP** = CORPORATION **INS** = INSURANCE **RRG** = RISK RETENTION GROUP  
 Authorized Lines: **CE** = CERTIFICATE OF EXEMPTION ( WITH LINES OF AUTHORITY )  
**CI** = CASUALTY **CP** = CAPTIVE INSURER **CW** = CASUALTY WITH WORKERS' COMPENSATION **DI** = DISABILITY **DS** = DENTAL SERVICE  
**HC** = HEALTH CARE SERVICES ORGANIZATION **HS** = HOSPITAL SERVICE **LC** = LIFE CARE PROVIDER **LP** = LIFE CARE PROVIDER PROVISIONAL PERMIT  
**LI** = LIFE **LR** = LIFE AND DISABILITY REINSURANCE **MG** = MORTGAGE GUARANTY **MR** = MECHANICAL REIMBURSEMENT REINSURANCE **MS** = MEDICAL SERVICE  
**MT** = MARINE AND TRANSPORTATION **OS** = OPTOMETRIC SERVICE **PD** = PREPAID DENTAL PLAN **PI** = PROPERTY **PL** = PREPAID LEGAL  
**RG** = DOMESTIC RISK RETENTION GROUP **SU** = SURETY **TI** = TITLE **UR** = UNAFFILIATED CREDIT LIFE AND DISABILITY REINSURANCE **VA** = VARIABLE ANNUITY  
**VE** = VEHICLE **VL** = VARIABLE LIFE

Financial information is as of 12/31/2005 unless alternative fiscal year end is indicated.  
 † Fiscal year financial information due August 1 or November 1, 2006 pursuant to A.R.S. § 20-1083.  
 ‡ Financial information was not required during this period or is not available due to regulatory action or notification of merger or withdrawal.  
 \* DBA (Doing Business As)  
 \*\* Life Care Facility



**INSURERS AUTHORIZED IN ARIZONA AS OF DECEMBER 31, 2005 - (continued)**

NAME	DOMICILE	NAIC #	TELEPHONE	ASSETS	LIABILITIES	CAPITAL & SURPLUS	ARIZONA PREMIUMS	AUTHORIZED LINES
COUNTRY PREFERRED INS CO	IL	21008	(309)821-3000	67,832,199	52,638,324	15,193,875	24,973,110	CW MT PI SU VE
COUNTY REINSURANCE CO	AZ	---	(602)254-5866	Financial Information Not Available †				UR
COURTESY INS CO	FL	26492	(954)429-2400	317,424,833	225,498,342	91,926,492	40,874	CI MT SU
COVENTRY HEALTH AND LIFE INS CO	DE	81973	(800)843-7421	178,809,515	105,110,534	73,698,978	0	DI LI
CPA INS CO	MI	30082	(248)738-8812	7,336,374	1,503,419	5,832,955	192,208	CI DI
CPA MUTUAL INS CO OF AMERICA RRG	VT	10164	(802)658-9466	22,230,578	14,060,973	8,169,605	120,504	CI
CREDIT INS CO OF AMERICA	AZ	---	(602)254-5866	Financial Information Not Available †				UR
CRESTBROOK INS CO	OH	18961	(614)249-7111	144,097,898	112,314	143,985,584	0	CI MT PI SU VE
CROATIAN FRATERNAL UNION OF AMERICA	PA	56634	(412)351-3909	278,716,850	266,451,180	12,265,670	19,380	DI LI
CROWN LIFE INS CO	CANADA	80675	(306)751-6000	376,733,667	334,941,440	41,792,227	528,013	DI LI
CRUM & FORSTER INDEMNITY CO	DE	31348	(973)490-6600	34,447,981	24,041,697	10,406,284	138,235	CW MT PI SU VE
CRUM & FORSTER SPECIALTY INS CO	AZ	44520	(973)490-6600	65,055,171	42,763,275	22,291,896	286,868	CW DI MT PI SU VE
CRUSADER INS CO	CA	14010	(818)591-9800	146,128,180	109,541,739	36,586,441	0	CI DI MT PI SU VE
CSE SAFEGUARD INS CO	CA	18953	(925)817-6300	68,109,199	42,444,888	25,664,311	3,296,356	CI MT PI SU VE
CSI LIFE INS CO	NE	82880	(402)397-1111	21,215,091	7,813,745	13,401,346	0	DI LI
CUMIS INS SOCIETY, INC	WI	10847	(608)238-5851	1,057,215,751	642,542,674	414,673,077	7,452,436	CI DI MT PI SU VE
CUNA MUTUAL INS SOCIETY	WI	62626	(608)238-5851	3,226,097,440	2,479,184,912	746,912,528	16,458,296	DI LI
CUNA MUTUAL LIFE INS CO	IA	65749	(319)352-4090	7,779,550,768	7,479,976,079	299,574,689	30,823,902	DI LI VA VL
DAIMLERCHRYSLER INS CO	MI	10499	(800)782-9164	404,012,829	213,994,045	190,018,784	944,379	CW MT PI SU VE
DAIRYLAND INS CO	WI	21164	(715)346-6000	1,169,698,055	796,568,547	373,129,508	20,154,817	CI SU VE
DALLAS AUTOMOTIVE LIFE INS, INC	AZ	98965	(602)439-4322	1,170,882	109,893	1,060,990	0	LR
DALLAS MECHANICAL INS CO	AZ	34045	(602)439-4322	1,514,549	139,275	1,375,274	0	MR
DAR LIFE INS CO, INC	AZ	99970	(602)200-6900	16,130,327	6,127,781	10,002,544	0	LR
DARWIN NATIONAL ASSURANCE CO	DE	16624	(860)284-1300	334,203,978	160,620,553	173,583,425	361,203	CI PI SU
DEALERS ASSURANCE CO	OH	16705	(800)282-8913	33,588,040	19,237,198	14,350,842	96,828	CI
DEERBROOK INS CO	IL	37907	(847)402-3508	33,626,426	193,999	33,432,426	3,781,573	VE
DEERFIELD INS CO	IL	37184	(847)572-6000	102,820,573	49,795,095	53,025,478	60,932	CI MT PI SU
DEGREE OF HONOR PROTECTIVE ASSOCIATION	MN	57088	(800)947-5812	170,754,636	165,306,985	5,447,651	95,806	DI LI
DELAWARE AMERICAN LIFE INS CO	DE	62634	(302)594-2000	77,955,369	54,581,643	23,373,726	34,390	DI LI
DELTA DENTAL INS CO	DE	81396	(415)972-8358	105,062,812	70,715,570	34,347,242	0	DI
DELTA DENTAL PLAN OF ARIZONA, INC	AZ	53597	(602)938-3131	31,946,885	9,897,344	22,049,541	72,248,756	DS OS
DENNIS LIFE INS CO	AZ	---	(602)230-1051	Financial Information Not Available †				UR
DENTEGRA INS CO	DE	73474	(415)972-8353	24,144,704	15,287,229	8,857,475	776,181	DI LI
DENTISTS BENEFITS INS CO	OR	18813	(503)227-5071	13,183,863	2,853,782	10,330,081	249,192	CI PI
DENTISTS INS CO, THE	CA	40975	(916)443-4501	212,880,549	86,471,814	126,408,735	189,727	CI MT PI SU
DEPOSITORS INS CO	IA	42587	(515)508-4211	44,915,825	695,731	44,220,097	1,606,260	CI MT PI VE
DESERT CROWN INS CO	AZ	38407	(602)957-4647	152,802	168,452	(15,650)	0	SUSPENDED
DEVELOPERS SURETY AND INDEMNITY CO	IA	12718	(714)263-3300	103,476,313	59,494,686	43,981,627	1,228,434	CI SU
DIAMOND STATE INS CO	IN	42048	(610)664-1500	161,773,557	53,733,527	108,040,030	4,848,612	CI DI MT PI SU VE

Company Names: **CO** = COMPANY **CORP** = CORPORATION **INS** = INSURANCE **RRG** = RISK RETENTION GROUP  
 Authorized Lines: **CE** = CERTIFICATE OF EXEMPTION ( WITH LINES OF AUTHORITY )  
**CI** = CASUALTY **CP** = CAPTIVE INSURER **CW** = CASUALTY WITH WORKERS' COMPENSATION **DI** = DISABILITY **DS** = DENTAL SERVICE  
**HC** = HEALTH CARE SERVICES ORGANIZATION **HS** = HOSPITAL SERVICE **LC** = LIFE CARE PROVIDER **LP** = LIFE CARE PROVIDER PROVISIONAL PERMIT  
**LI** = LIFE **LR** = LIFE AND DISABILITY REINSURANCE **MG** = MORTGAGE GUARANTY **MR** = MECHANICAL REIMBURSEMENT REINSURANCE **MS** = MEDICAL SERVICE  
**MT** = MARINE AND TRANSPORTATION **OS** = OPTOMETRIC SERVICE **PD** = PREPAID DENTAL PLAN **PI** = PROPERTY **PL** = PREPAID LEGAL  
**RG** = DOMESTIC RISK RETENTION GROUP **SU** = SURETY **TI** = TITLE **UR** = UNAFFILIATED CREDIT LIFE AND DISABILITY REINSURANCE **VA** = VARIABLE ANNUITY  
**VE** = VEHICLE **VL** = VARIABLE LIFE

Financial information is as of 12/31/2005 unless alternative fiscal year end is indicated.

† Fiscal year financial information due August 1 or November 1, 2006 pursuant to A.R.S. § 20-1083.

‡ Financial information was not required during this period or is not available due to regulatory action or notification of merger or withdrawal.

\* DBA (Doing Business As)

\*\* Life Care Facility

**INSURERS AUTHORIZED IN ARIZONA AS OF DECEMBER 31, 2005 - (continued)**

NAME	DOMICILE	NAIC #	TELEPHONE	ASSETS	LIABILITIES	CAPITAL & SURPLUS	ARIZONA PREMIUMS	AUTHORIZED LINES
DIRECT GENERAL LIFE INS CO	SC	97705	(615)399-4700	11,234,038	4,155,094	7,078,944	0	DI LI
DIRECT LIFE INS CO	GA	71919	(615)399-4700	23,240,973	7,612,800	15,628,173	0	DI LI
DIRECT NATIONAL INS CO	AR	23736	(615)399-4700	6,283,036	193,360	6,089,676	0	CI VE
DISCOVER PROPERTY & CASUALTY INS CO	IL	36463	(651)310-7911	104,063,740	69,007,644	35,056,096	27,536,692	CW DI MT PI SU VE
DIXIE NATIONAL LIFE INS CO	IN	66214	(317)574-6200	4,482,412	2,608,157	1,874,256	2,599	DI LI
DOBCO LIFE INS CO	AZ	86851	(313)594-9626	1,285,650	585,322	700,328	0	LR
DOCTORS' CO, AN INTERINSURANCE EXCHANGE, THE	CA	34495	(707)226-0100	1,725,184,589	1,222,025,619	503,158,970	1,647,749	CI DI MT
DOCTORS' LIFE INS CO, THE	CA	92444	(707)226-0100	27,085,347	9,772,089	17,313,260	0	DI LI
DORINCO REINSURANCE CO	MI	33499	(989)636-0047	1,726,411,830	1,231,458,925	494,952,905	0	CI MT PI VE
DUO LIFE INS CO	AZ	---	(847)572-6864	Financial Information Not Available †				UR
DUPAGE LIFE INS CO	AZ	60043	(847)948-8988	598,597	54,779	543,819	0	LR
EAGLE INS CO	AZ	---	(931)484-8411	Financial Information Not Available †				UR
EAGLE WEST INS CO	CA	12890	(831)649-1155	53,942,063	29,596,584	24,345,480	111,028	CI VE
EAST ARKANSAS GEM LIFE INS CO	AZ	---	(405)848-0179	Financial Information Not Available †				UR
EASTERN ALLIANCE INS CO	PA	10724	(888)654-7100	105,725,859	69,374,218	36,351,641	0	CI
EASTERN ATLANTIC INS CO	PA	28649	(717)561-4480	46,100,403	20,667,894	25,432,509	0	CI MT PI SU VE
EASTERN STATES REINSURANCE CO	AZ	34010	(201)467-2900	129,383	4,000	125,383	0	MR
EASTGUARD INS CO	PA	14702	(800)673-2465	55,207,019	40,307,173	14,899,846	0	CW DI MT PI SU VE
ECONOMY FIRE & CASUALTY CO	IL	22926	(401)827-2563	326,113,365	11,780,318	314,333,050	0	CI MT PI VE
ECONOMY PREFERRED INS CO	IL	38067	(401)827-2563	7,918,128	256,891	7,661,235	0	CI MT PI VE
ECONOMY PREMIER ASSURANCE CO	IL	40649	(401)827-2563	31,792,050	154,542	31,637,512	3,454,068	CI MT PI SU VE
EDUCATORS LIFE INS CO OF AMERICA	AZ	75892	(217)789-2500	155,299	0	155,299	0	LR
EDUCATORS MUTUAL LIFE INS CO	PA	62804	(717)391-5703	83,452,650	26,450,108	57,002,542	96,852	DI LI
ELAN LIFE INS CO	AZ	78905	(414)454-6818	22,492,162	9,569,938	12,922,224	0	LR
ELDERCARE MUTUAL INS CO RRG	AZ	11816		2,063,187	837,078	1,226,109	0	RG
ELECTRIC COOPERATIVE LIFE INS CO	AZ	79782	(703)907-5500	1,930,934	624,917	1,306,017	0	LR
ELECTRIC INS CO	MA	21261	(978)524-5556	1,142,508,357	843,948,744	298,559,613	3,653,900	CW DI MT PI SU VE
ELITE TRANSPORTATION RRG, INC	AZ	10125		3,163,123	1,969,972	1,193,151	0	RG
EMBASSY CAPTIVE INS CORP	AZ	---	Name changed 12/1/05, now known as EMBASSY INS CORP					
EMBASSY INS CORP	AZ	---	Financial Information Not Available					CP
EMC NATIONAL LIFE CO	IA	62928	(515)645-4000	684,274,547	612,615,595	71,658,952	1,297,006	DI LI
EMC PROPERTY & CASUALTY CO	IA	25186	(515)280-2511	110,831,478	65,548,695	45,282,783	0	CW MT PI VE
EMCASCO INS CO	IA	21407	(515)280-2511	294,023,089	224,176,121	69,846,968	831,403	CW DI MT PI SU VE
EMERGENCY MEDICINE PROFESSIONAL ASSURANCE CO, A RRG	NV	12003	(703)812-8425	7,143,753	4,927,137	2,216,616	323,000	CI
EMERGENCY PHYSICIANS INS CO RISK RETENTION G	NV	11714	(530)889-2800	16,848,379	12,993,039	3,855,340	106,460	CI
EMPHESYS INS CO	TX	88595	(502)580-1000	3,899,090	188,208	3,710,882	87,461	DI LI
EMPIRE FIRE AND MARINE INS CO	NE	21326	(847)605-6120	361,575,811	232,968,309	128,607,502	15,126,791	CI DI MT PI SU VE
EMPIRE GENERAL LIFE ASSURANCE CORP	TN	94285	(205)879-9230	314,232,711	249,004,356	65,228,354	7,763,759	DI LI
EMPLOYEES LIFE CO (MUTUAL)	IL	84174	(847)295-6000	278,638,268	260,014,031	18,624,237	2,732	DI LI

Company Names: CO = COMPANY CORP = CORPORATION INS = INSURANCE RRG = RISK RETENTION GROUP  
 CE = CERTIFICATE OF EXEMPTION ( WITH LINES OF AUTHORITY )  
 Authorized Lines: CI = CASUALTY CP = CAPTIVE INSURER CW = CASUALTY WITH WORKERS' COMPENSATION DI = DISABILITY DS = DENTAL SERVICE  
 HC = HEALTH CARE SERVICES ORGANIZATION HS = HOSPITAL SERVICE LC = LIFE CARE PROVIDER LP = LIFE CARE PROVIDER PROVISIONAL PERMIT  
 LI = LIFE LR = LIFE AND DISABILITY REINSURANCE MG = MORTGAGE GUARANTY MR = MECHANICAL REIMBURSEMENT REINSURANCE MS = MEDICAL SERVICE  
 MT = MARINE AND TRANSPORTATION OS = OPTOMETRIC SERVICE PD = PREPAID DENTAL PLAN PI = PROPERTY PL = PREPAID LEGAL  
 RG = DOMESTIC RISK RETENTION GROUP SU = SURETY TI = TITLE UR = UNAFFILIATED CREDIT LIFE AND DISABILITY REINSURANCE VA = VARIABLE ANNUITY  
 VE = VEHICLE VL = VARIABLE LIFE

Financial information is as of 12/31/2005 unless alternative fiscal year end is indicated.

† Fiscal year financial information due August 1 or November 1, 2006 pursuant to A.R.S. § 20-1083.

‡ Financial information was not required during this period or is not available due to regulatory action or notification of merger or withdrawal.

\* DBA (Doing Business As)

\*\* Life Care Facility

**INSURERS AUTHORIZED IN ARIZONA AS OF DECEMBER 31, 2005 - (continued)**

NAME	DOMICILE	NAIC #	TELEPHONE	ASSETS	LIABILITIES	CAPITAL & SURPLUS	ARIZONA PREMIUMS	AUTHORIZED LINES
EMPLOYERS COMPENSATION INS CO	CA	11512	(818)549-4600	1,443,575,566	1,166,355,572	277,219,994	0	CW
EMPLOYERS DENTAL SERVICES, INC	AZ	53090	(520)696-4343	5,257,027	1,380,312	3,876,715	16,100,846	PD
EMPLOYERS' FIRE INS CO	MA	20648	(617)725-6000	110,797,840	51,356,957	59,440,883	372,326	CW DI MT PI SU VE
EMPLOYERS INS CO OF WAUSAU	WI	21458	(617)357-9500	4,687,160,333	3,616,497,879	1,070,662,454	2,956,638	CW DI MT PI SU VE
EMPLOYERS MUTUAL CASUALTY CO	IA	21415	(515)280-2511	1,832,225,590	1,168,977,652	663,247,938	40,665,470	CW DI MT PI SU VE
EMPLOYERS REASSURANCE CORP	KS	68276	(913)676-5950	5,341,785,740	5,088,886,596	252,899,144	0	DI LI
EMPLOYERS REINSURANCE CORP	MO	39845	(913)676-5200	18,203,552,267	12,814,689,963	5,388,862,304	471,674	CW DI MT PI SU VE
ENCOMPASS INDEMNITY CO	IL	15130	(847)402-5000	23,028,316	3,645,259	19,383,057	19,912,703	CI MT PI VE
ENCOMPASS INS CO OF AMERICA	IL	10071	(847)402-5000	25,233,893	4,001,251	21,232,643	48,836,478	CI MT PI VE
ENCOMPASS PROPERTY AND CASUALTY CO	IL	10072	(847)402-5000	15,391,930	2,250,529	13,141,401	1,356,762	CI MT PI VE
ENDURANCE REINSURANCE CORP OF AMERICA	NY	11551	(914)468-8000	1,449,206,062	934,361,884	514,844,178	0	CW DI MT PI SU VE
ENTERPRISE INDEMNITY CAPTIVE INS CO, INC	AZ	---		Financial Information Not Available				CP
ENTERPRISE LIFE INS CO	TX	89087	(972)751-5544	34,961,987	22,725,630	12,236,356	223,248	DI LI
EPIC LIFE INS CO	WI	64149	(608)223-2100	37,779,004	16,399,447	21,379,557	0	DI LI
EQUITABLE AGENTS REINSURANCE CO	AZ	87220	(602)254-5866	37,656,613	7,926,732	29,729,881	0	LR
EQUITABLE LIFE & CASUALTY INS CO	UT	62952	(801)579-3400	173,746,869	138,960,134	34,786,735	7,434,494	DI LI
EQUITRUST LIFE INS CO	IA	62510	(515)225-5400	3,657,844,419	3,442,195,225	215,649,194	36,744,207	DI LI VA VL
EQUITY INS CO	TX	28746	(254)776-4521	58,889,309	34,516,091	24,373,218	0	CI MT PI VE
ESKAY LIFE INS CO	AZ	---	(847)572-6864	Financial Information Not Available †				UR
ESURANCE INS CO	OK	25712	(617)725-6000	199,153,022	153,593,262	45,559,760	6,836,147	CI PI VE
ESURANCE PROPERTY AND CASUALTY INS CO	CA	30210	(415)875-4500	34,561,895	20,120,448	14,441,447	0	CI VE
EULER AMERICAN CREDIT INDEMNITY CO	NY	20516	(410)753-0753	300,781,474	144,450,972	156,330,502	542,615	CI
EVEREST NATIONAL INS CO	DE	10120	(908)604-3000	608,626,468	471,782,297	136,844,171	12,561,650	CW DI MT PI SU VE
EVEREST REINSURANCE CO	DE	26921	(908)604-3000	9,315,551,333	6,987,957,168	2,327,594,165	0	CW DI MT PI SU VE
EVERGREEN LIFE INS CO	AZ	---	(480)607-1602	Financial Information Not Available †				UR
EVERGREEN NATIONAL INDEMNITY CO	OH	12750	(614)895-2000	46,139,611	14,798,640	31,340,971	(394)	CI MT PI SU
EVERGREEN USA RRG, INC	VT	38466	(802)862-4400	11,576,360	7,967,936	3,608,424	74,335	CI VE
EXECUTIVE LIFE INS CO OF NEW YORK	NY	61913	(516)931-6400	Financial Information Not Available ‡				REHABILITATION
EXECUTIVE RISK INDEMNITY INC	DE	35181	(860)408-2000	2,435,791,763	1,779,431,510	656,360,253	4,737,054	CI MT PI SU VE
EXPLORER INS CO	CA	40029	(858)350-2400	102,380,240	73,931,972	28,448,268	(13,856)	CW DI MT PI SU VE
EXPLORER INS CO, THE	CA	40029	Name changed 9/27/05, now known as EXPLORER INS CO					
EXPRESS SCRIPTS INS CO	AZ	60025	(800)332-5455	1,157,424	657,039	500,385	0	DI
F & M REINSURANCE CO	AZ	---	(602)254-5866	Financial Information Not Available †				UR
FACTORY MUTUAL INS CO	RI	21482	(401)275-3000	7,979,279,857	3,775,060,680	4,204,219,177	24,736,189	CI MT PI SU VE
FAIRFIELD INS CO	CT	44784	(203)328-5000	32,133,572	12,435,627	19,697,945	5,903	CW DI MT PI SU VE
FAIRLANE LIFE INS CO	AZ	72400	(313)594-9626	7,338,358	1,658,500	5,679,858	0	LR
FAIRMONT INS CO	CA	18864	(713)954-8100	47,426,636	28,998,296	18,428,340	0	CW MT PI SU VE
FAIRMONT PREMIER INS CO	CA	25518	(713)954-8100	188,030,948	50,808,948	137,222,000	473,323	CW DI MT PI SU VE
FAIRMONT SPECIALTY INS CO	DE	24384	(713)954-8100	248,243,914	151,437,921	96,805,992	841,407	CW DI MT PI SU VE

Company Names: **CO** = COMPANY **CORP** = CORPORATION **INS** = INSURANCE **RRG** = RISK RETENTION GROUP  
 Authorized Lines: **CE** = CERTIFICATE OF EXEMPTION ( WITH LINES OF AUTHORITY )  
**CI** = CASUALTY **CP** = CAPTIVE INSURER **CW** = CASUALTY WITH WORKERS' COMPENSATION **DI** = DISABILITY **DS** = DENTAL SERVICE  
**HC** = HEALTH CARE SERVICES ORGANIZATION **HS** = HOSPITAL SERVICE **LC** = LIFE CARE PROVIDER **LP** = LIFE CARE PROVIDER PROVISIONAL PERMIT  
**LI** = LIFE **LR** = LIFE AND DISABILITY REINSURANCE **MG** = MORTGAGE GUARANTY **MR** = MECHANICAL REIMBURSEMENT REINSURANCE **MS** = MEDICAL SERVICE  
**MT** = MARINE AND TRANSPORTATION **OS** = OPTOMETRIC SERVICE **PD** = PREPAID DENTAL PLAN **PI** = PROPERTY **PL** = PREPAID LEGAL  
**RG** = DOMESTIC RISK RETENTION GROUP **SU** = SURETY **TI** = TITLE **UR** = UNAFFILIATED CREDIT LIFE AND DISABILITY REINSURANCE **VA** = VARIABLE ANNUITY  
**VE** = VEHICLE **VL** = VARIABLE LIFE

Financial information is as of 12/31/2005 unless alternative fiscal year end is indicated.

† Fiscal year financial information due August 1 or November 1, 2006 pursuant to A.R.S. § 20-1083.

‡ Financial information was not required during this period or is not available due to regulatory action or notification of merger or withdrawal.

\* DBA (Doing Business As)

\*\* Life Care Facility

**INSURERS AUTHORIZED IN ARIZONA AS OF DECEMBER 31, 2005 - (continued)**

NAME	DOMICILE	NAIC #	TELEPHONE	ASSETS	LIABILITIES	CAPITAL & SURPLUS	ARIZONA PREMIUMS	AUTHORIZED LINES
FAIRWAY INS, INC	AZ	---		Financial Information Not Available				CP
FAMILY BENEFIT LIFE INS CO	MO	70742	(573)636-3181	57,470,693	50,420,261	7,050,432	2,069	LI
FAMILY HERITAGE LIFE INS CO OF AMERICA	OH	77968	(440)922-5200	183,056,525	162,332,337	20,724,188	1,014,183	DI LI
FAMILY LIFE INS CO	TX	63053	(512)404-5000	104,421,806	87,249,479	17,172,327	815,588	DI LI
FAMILY SERVICE LIFE INS CO	TX	74004	(972)540-6509	600,574,836	513,486,373	87,088,463	2,263	LI
FARM BUREAU LIFE INS CO	IA	63088	(515)225-5400	5,370,715,562	4,974,860,143	395,855,419	16,346,670	DI LI VA VL
FARM BUREAU MUTUAL INS CO	IA	13773	(515)225-5400	1,299,041,608	777,093,811	521,947,797	10,102,439	CI MT PI SU VE
FARMERS & MERCHANTS LIFE INS CO	AZ	---	(602)200-6900	Financial Information Not Available †				UR
FARMERS ALLIANCE MUTUAL INS CO	KS	19194	(316)241-2200	261,252,817	141,033,475	120,219,342	1,151,960	CI MT PI SU VE
FARMERS HOME MUTUAL INS CO	MN	13846	(952)842-9800	30,064,783	19,161,481	10,903,302	75,931	CI MT PI SU
FARMERS INS CO OF ARIZONA	AZ	21598	(602)863-8100	63,014,196	58,031,677	4,982,519	509,405,220	CI DI MT PI SU VE
FARMERS INS EXCHANGE	CA	21652	(213)932-3200	11,402,700,174	8,681,675,422	2,721,024,752	28,594,425	CW DI MT PI SU VE
FARMERS NEW WORLD LIFE INS CO	WA	63177	(206)232-8400	6,744,360,023	6,109,781,233	634,578,790	34,473,895	DI LI VA VL
FARMINGTON CASUALTY CO	CT	41483	(860)277-0111	931,496,072	713,495,371	218,000,701	44,890	CW DI MT PI SU VE
FARMLAND MUTUAL INS CO	IA	13838	(515)228-6700	338,169,585	219,685,707	118,483,879	116,645	CW MT PI SU VE
FCB REINSURANCE CO	AZ	---	(602)254-5866	Financial Information Not Available †				UR
FCCI INS CO	FL	10178	(941)907-3224	1,242,396,494	894,879,210	347,517,284	0	CW MT PI SU VE
FEDERAL HOME LIFE INS CO	VA	67695	(434)845-0911	1,619,430,143	531,062,396	1,088,367,747	962,101	DI LI
FEDERAL INS CO	IN	20281	(908)903-2000	25,377,517,154	16,544,442,067	8,833,075,087	64,585,724	CW DI MT PI SU VE
FEDERAL LIFE INS CO (MUTUAL)	IL	63223	(847)520-1900	233,023,703	197,142,063	35,881,640	752,335	DI LI
FEDERATED LIFE INS CO	MN	63258	(507)455-5200	815,406,121	618,212,553	197,193,564	229,073	DI LI
FEDERATED MUTUAL INS CO	MN	13935	(507)455-5200	3,580,961,912	2,167,572,247	1,413,389,665	4,734,096	CW DI MT PI SU VE
FEDERATED RURAL ELECTRIC INS EXCHANGE	KS	11118	(913)541-0150	255,233,433	178,610,694	76,622,739	1,128,729	CW DI MT PI SU VE
FEDERATED SERVICE INS CO	MN	28304	(507)455-5200	340,145,995	247,238,182	92,907,813	1,776,711	CW DI MT PI SU VE
FFG INS CO	TX	43460	(214)965-9076	48,385,505	14,945,626	33,439,879	48,925	CI
FIDELITY AND CASUALTY CO OF NEW YORK, THE	SC	35270	(312)822-5000	147,550,462	332,786	147,217,677	(97)	CW DI MT PI SU VE
FIDELITY AND DEPOSIT CO OF MARYLAND	MD	39306	(847)605-6000	213,830,797	26,988,705	186,842,092	11,147,661	CW MT PI SU VE
FIDELITY AND GUARANTY INS CO	IA	35386	(651)310-7911	14,677,954	475,196	14,202,758	2,343,239	CW MT PI SU VE
FIDELITY AND GUARANTY INS UNDERWRITERS, INC	WI	25879	(651)310-9711	31,489,251	143,809	31,345,441	971,664	CW DI MT PI SU VE
FIDELITY AND GUARANTY LIFE INS CO	MD	63274	(410)547-3000	17,458,288,003	16,804,266,457	654,021,546	103,972,637	DI LI
FIDELITY FIRST INS CO	TX	11134	(405)848-0179	7,086,980	336,101	6,750,879	0	CW DI MT PI
FIDELITY INVESTMENTS LIFE INS CO	UT	93696	(617)563-4395	12,280,311,638	11,714,000,135	566,311,503	14,211,632	DI LI VA VL
FIDELITY LIFE ASSOCIATION, A MUTUAL LEGAL RESERVE CO	IL	63290	(847)874-4000	579,523,748	311,680,455	267,843,293	744,088	DI LI
FIDELITY LIFE INS CO	PA	92908	(610)964-7000	9,078,370	90,045	8,988,325	0	LI
FIDELITY MUTUAL LIFE INS CO	PA	63304	(215)964-7000	869,828,189	791,879,728	77,948,461	403,041	REHABILITATION
FIDELITY NATIONAL INS CO	CA	25180	(904)997-7312	350,596,712	249,603,167	100,993,545	17,664,568	CI PI VE
FIDELITY NATIONAL PROPERTY AND CASUALTY INS CO	NY	16578	(888)333-2120	238,684,312	189,115,974	49,568,338	1,005,498	CI DI MT PI SU VE
FIDELITY NATIONAL TITLE INS CO	CA	51586	(805)696-7000	921,743,960	628,496,549	293,247,411	82,357,221	TI
FIDELITY SECURITY LIFE INS CO	MO	71870	(816)756-1060	469,060,362	410,069,241	58,991,121	12,848,464	DI LI

Company Names: CO = COMPANY CORP = CORPORATION INS = INSURANCE RRG = RISK RETENTION GROUP  
 Authorized Lines: CE = CERTIFICATE OF EXEMPTION ( WITH LINES OF AUTHORITY )  
 CI = CASUALTY CP = CAPTIVE INSURER CW = CASUALTY WITH WORKERS' COMPENSATION DI = DISABILITY DS = DENTAL SERVICE  
 HC = HEALTH CARE SERVICES ORGANIZATION HS = HOSPITAL SERVICE LC = LIFE CARE PROVIDER LP = LIFE CARE PROVIDER PROVISIONAL PERMIT  
 LI = LIFE LR = LIFE AND DISABILITY REINSURANCE MG = MORTGAGE GUARANTY MR = MECHANICAL REIMBURSEMENT REINSURANCE MS = MEDICAL SERVICE  
 MT = MARINE AND TRANSPORTATION OS = OPTOMETRIC SERVICE PD = PREPAID DENTAL PLAN PI = PROPERTY PL = PREPAID LEGAL  
 RG = DOMESTIC RISK RETENTION GROUP SU = SURETY TI = TITLE UR = UNAFFILIATED CREDIT LIFE AND DISABILITY REINSURANCE VA = VARIABLE ANNUITY  
 VE = VEHICLE VL = VARIABLE LIFE

Financial information is as of 12/31/2005 unless alternative fiscal year end is indicated.  
 † Fiscal year financial information due August 1 or November 1, 2006 pursuant to A.R.S. § 20-1083.  
 ‡ Financial information was not required during this period or is not available due to regulatory action or notification of merger or withdrawal.  
 \* DBA (Doing Business As)  
 \*\* Life Care Facility

**INSURERS AUTHORIZED IN ARIZONA AS OF DECEMBER 31, 2005 - (continued)**

NAME	DOMICILE	NAIC #	TELEPHONE	ASSETS	LIABILITIES	CAPITAL & SURPLUS	ARIZONA PREMIUMS	AUTHORIZED LINES	
FINANCIAL ASSURANCE LIFE INS CO	TX	78093	(816)391-2000	8,650,686	1,194,567	7,456,119	1,783	LI	
FINANCIAL BENEFIT LIFE INS CO	KS	98213	(515)362-3600	156,417,768	145,104,907	11,312,860	25,500	DI LI	
FINANCIAL CASUALTY & SURETY, INC	TX	35009	(713)522-1100	8,198,055	1,372,884	6,825,171	32,450	SU	
FINANCIAL GUARANTY INS CO	NY	12815	(212)312-3000	3,504,088,328	2,341,184,740	1,162,903,588	14,289,851	SU	
FINANCIAL INDEMNITY CO	CA	19852	(818)313-8500	67,931,045	32,164,615	35,766,430	14,888,705	CI DI MT PI SU VE	
FINANCIAL PACIFIC INS CO	CA	31453	(916)630-5000	211,919,745	158,469,968	53,449,777	4,249,976	CI PI SU VE	
FINANCIAL SECURITY ASSURANCE INC	NY	18287	(212)826-0100	3,789,839,229	2,251,384,908	1,538,454,321	2,762,891	CI SU	
FIRE INS EXCHANGE	CA	21660	(213)932-3200	1,837,719,705	1,380,943,786	456,775,919	0	CI MT PI SU	
FIREMAN'S FUND INS CO	CA	21873	(415)899-2000	9,695,633,985	6,845,432,575	2,850,201,410	25,169,326	CW DI MT PI SU VE	
FIREMAN'S FUND INS CO OF NEBRASKA	NE	38474	(415)899-2000	57,244,642	9,595,857	47,648,785	0	VE	
FIREMAN'S FUND INS CO OF WISCONSIN	IL	37273	Name changed 9/1/05, now known as AXIS INS CO						
FIREMEN'S INS CO OF NEWARK, NEW JERSEY	NJ	20850	(312)822-5000	529,158,973	45,227	529,113,746	96,644	CW DI MT PI SU VE	
FIRST ALLMERICA FINANCIAL LIFE INS CO	MA	69140	(508)855-4194	2,845,384,905	2,687,130,494	158,254,411	269,659	DI LI	
FIRST AMERICAN PROPERTY & CASUALTY INS CO	CA	37710	(714)560-7850	89,039,792	55,737,414	33,302,377	10,710,371	CI MT PI VE	
FIRST AMERICAN SPECIALTY INS CO	CA	34525	(714)560-7850	89,977,100	57,306,362	32,670,738	0	CI MT PI VE	
FIRST AMERICAN TITLE INS CO	CA	50814	(714)800-3000	2,119,968,165	1,242,086,020	877,882,145	220,604,613	TI	
FIRST AMTENN LIFE INS CO	AZ	72257	(602)254-5866	20,090,813	1,262,386	18,828,427	0	LR	
FIRST AUTOMOTIVE INS RRG, INC	HI	10619	(505)881-2244	3,434,389	2,193,616	1,240,773	0	CI	
FIRST CATHOLIC SLOVAK LADIES ASSOCIATION OF THE USA, THE	OH	56332	(800)464-4642	484,579,512	397,249,532	87,329,980	0	LI	
FIRST CITICORP LIFE INS CO	NY	92746	(212)615-7201	530,498,482	458,032,976	72,465,506	0	DI LI	
FIRST CITIZENS/WHITE AND ASSOCIATES INS CO	AZ	---	(602)200-6900	Financial Information Not Available †				UR	
FIRST COLONIAL INS CO	FL	29980	(904)992-1776	238,641,513	168,026,810	70,614,703	1,736,573	CI MT PI VE	
FIRST COLONY LIFE INS CO	VA	63401	(804)845-0911	7,825,011,661	6,999,145,454	825,866,207	28,849,968	DI LI	
FIRST COMMONWEALTH REINSURANCE CO	AZ	60000	(312)993-1000	3,501,986	26,481	3,475,505	0	LR	
FIRST CONTINENTAL LIFE & ACCIDENT INS CO	TX	64696	(281)313-7150	3,926,764	793,406	3,133,358	0	DI LI	
FIRST DOMINION MUTUAL LIFE INS CO	VA	63266	(512)404-6555	16,190,946	9,732,781	6,458,166	0	REHABILITATION	
FIRST FINANCIAL INS CO	IL	11177	(336)586-2500	487,417,870	266,815,097	220,602,773	47,071	CI PI SU VE	
FIRST GUARD INS CO	AZ	10676	(941)485-6210	7,632,765	700,510	6,932,255	15,572	CI VE	
FIRST HEALTH LIFE & HEALTH INS CO	TX	90328	(630)737-2075	109,840,833	77,548,136	32,292,697	800,068	DI LI	
FIRST HEARTLAND CAPTIVE INS CO	FY Ending 04/30/2005	AZ	---	Financial Information Not Available				CP	
FIRST INVESTORS LIFE INS CO	NY	63495	(212)858-8200	1,241,149,915	1,148,549,971	92,599,944	1,534,459	DI LI VA VL	
FIRST LIBERTY INS CORP, THE	IA	33588	(617)357-9500	41,986,665	21,610,953	20,375,712	935,117	CW DI MT PI SU VE	
FIRST MIDWEST INS CO	AZ	79995	(602)200-6900	1,250,750	361,001	889,749	0	LR	
FIRST NATIONAL INS CO OF AMERICA	WA	24724	(206)545-5000	254,964,592	180,434,666	74,529,926	2,332,930	CW MT PI SU VE	
FIRST PENN-PACIFIC LIFE INS CO	IN	67652	(847)466-8000	1,856,277,018	1,638,565,596	217,711,422	5,050,360	DI LI VL	
FIRST PROFESSIONALS INS CO, INC	FL	33383	(904)354-5910	713,885,816	541,032,544	172,853,272	0	CW PI	
FIRST PULASKI REINSURANCE CO	AZ	---	(602)254-5866	Financial Information Not Available †				UR	
FIRST REINSURANCE, INC	AZ	60241	(920)731-4000	2,601,199	1,285,997	1,315,202	0	LR	
FIRST VOLUNTEER INS CO	AZ	---	(931)484-8411	Financial Information Not Available †				UR	

Company Names: CO = COMPANY CORP = CORPORATION INS = INSURANCE RRG = RISK RETENTION GROUP  
 CE = CERTIFICATE OF EXEMPTION ( WITH LINES OF AUTHORITY )  
 Authorized Lines: CI = CASUALTY CP = CAPTIVE INSURER CW = CASUALTY WITH WORKERS' COMPENSATION DI = DISABILITY DS = DENTAL SERVICE  
 HC = HEALTH CARE SERVICES ORGANIZATION HS = HOSPITAL SERVICE LC = LIFE CARE PROVIDER LP = LIFE CARE PROVIDER PROVISIONAL PERMIT  
 LI = LIFE LR = LIFE AND DISABILITY REINSURANCE MG = MORTGAGE GUARANTY MR = MECHANICAL REIMBURSEMENT REINSURANCE MS = MEDICAL SERVICE  
 MT = MARINE AND TRANSPORTATION OS = OPTOMETRIC SERVICE PD = PREPAID DENTAL PLAN PI = PROPERTY PL = PREPAID LEGAL  
 RG = DOMESTIC RISK RETENTION GROUP SU = SURETY TI = TITLE UR = UNAFFILIATED CREDIT LIFE AND DISABILITY REINSURANCE VA = VARIABLE ANNUITY  
 VE = VEHICLE VL = VARIABLE LIFE

Financial information is as of 12/31/2005 unless alternative fiscal year end is indicated.  
 † Fiscal year financial information due August 1 or November 1, 2006 pursuant to A.R.S. § 20-1083.  
 ‡ Financial information was not required during this period or is not available due to regulatory action or notification of merger or withdrawal.  
 \* DBA (Doing Business As)  
 \*\* Life Care Facility

**INSURERS AUTHORIZED IN ARIZONA AS OF DECEMBER 31, 2005 - (continued)**

NAME	DOMICILE	NAIC #	TELEPHONE	ASSETS	LIABILITIES	CAPITAL & SURPLUS	ARIZONA PREMIUMS	AUTHORIZED LINES
FIRSTCOMP INS CO	NE	27626	(402)926-0099	155,209,494	122,116,445	33,093,049	0	CW
FLEET INS CO	AZ	10735	(704)387-0823	60,491,574	2,631,131	57,860,443	0	CI
FLEET LIFE INS CO	AZ	60148	(215)444-2000	23,443,347	150,729	23,292,618	0	DI LI
FLORISTS' MUTUAL INS CO	IL	13978	(618)656-4240	172,964,207	127,546,772	45,417,435	225,582	CW MT PI SU VE
FOLKSAMERICA REINSURANCE CO	NY	38776	(212)312-2500	3,150,801,983	2,076,648,912	1,074,153,071	0	CW MT PI SU VE
FOOTHILLS LIFE INS CO	AZ	90034	(602)254-5866	411,245	134,886	276,359	0	LR
FOR LIFE INS CO	AZ	---	(847)572-6864	Financial Information Not Available †				UR
FOREMOST INS CO OF GRAND RAPIDS, MI	MI	11185	(616)942-3000	1,613,661,783	1,140,185,917	473,475,866	34,522,212	CI DI MT PI SU VE
FOREMOST PROPERTY AND CASUALTY INS CO	MI	11800	(616)942-3000	37,337,033	25,592,973	11,744,060	6,585,094	CI DI MT PI SU VE
FOREMOST SIGNATURE INS CO	MI	41513	(616)942-3000	59,254,165	47,894,394	11,359,771	283,021	CI DI MT PI SU VE
FORETHOUGHT LIFE ASSURANCE CO	IN	79677	(812)934-7139	2,926,196,483	2,745,106,119	181,090,364	0	DI LI
FORETHOUGHT LIFE INS CO	IN	91642	(812)934-7139	488,072,737	396,475,193	91,597,544	4,134,148	DI LI
FORT DEARBORN LIFE INS CO	IL	71129	(630)824-6500	1,681,389,733	1,334,284,760	347,104,973	9,593,083	DI LI VA
FORT WAYNE HEALTH & CASUALTY INS CO	IN	38830	(260)455-2000	320,024,020	121,704,099	198,319,921	0	CI DI MT PI SU VE
FORTIS BENEFITS INS CO	IA	70408	Name changed 9/6/05, now known as UNION SECURITY INS CO					
FORTIS INS CO	WI	69477	Name changed 9/6/05, now known as TIME INS CO					
FORTRESS INS CO	IL	10801	(847)384-0041	35,191,351	20,128,378	15,062,973	155,719	CI
FOUNDATION RESERVE INS CO, INC	NM	23051	(505)345-7260	12,248,199	3,931,796	8,316,403	0	SUSPENDED
FOUNDERS INS CO	IL	14249	(847)768-0040	170,137,928	112,141,809	57,996,120	154,755	CI PI SU VE
FOX INS CO	AZ	10161	(480)423-8184	645,207	135,624	509,583	0	DI
FRANKENMUTH MUTUAL INS CO	MI	13986	(517)652-6121	803,558,088	517,718,764	285,839,324	0	CW MT PI SU VE
FREEDOM FINANCIAL LIFE INS CO	AZ	86657	(216)679-2328	3,661,791	379,007	3,282,784	0	LR
FREEDOM LIFE INS CO OF AMERICA	TX	62324	(817)878-3300	35,812,347	25,794,563	10,017,784	804,542	DI LI
FREEDOM PLAZA LIFE CARE RETIREMENT COMMUNITY **	TN	---	(615)221-2250	34,255,345	44,067,788	(9,812,443)	0	LC
FREMONT LIFE INS CO	CA	62154	(714)429-2610	7,401,062	3,006,325	4,394,737	2,335	DI LI
FRIENDSHIP VILLAGE OF TEMPE **	AZ	95222	(480)831-0880	133,990,525	147,447,309	(13,456,784)	0	LC
FRONTIER INS CO	NY	34266	(914)796-2100	173,755,805	278,258,824	(104,503,019)	19,377	REHABILITATION
FRONTIER REINSURANCE, INC	AZ	---	(602)254-5866	Financial Information Not Available †				UR
FSG REINSURANCE CO	AZ	---	(931)484-8411	Financial Information Not Available †				UR
FUNERAL DIRECTORS LIFE INS CO	TX	99775	(915)695-3410	416,296,766	374,843,066	41,453,700	10,848	LI
FUSB REINSURANCE, INC	AZ	---	(602)254-5866	Financial Information Not Available †				UR
FUTURAL LIFE INS CO	AZ	78549	(602)200-6900	10,976,489	5,548,637	5,427,853	0	DI LI
G.U.I.C. INS CO	OH	38652	(800)759-9008	37,477,679	18,538,352	18,939,327	10,302	CI PI VE
GARDEN STATE LIFE INS CO	TX	63657	(713)538-1037	92,529,491	67,282,824	25,246,667	597,078	DI LI
GARRISON PROPERTY AND CASUALTY INS CO	TX	21253	(210)498-2211	10,542,222	41,841	10,500,381	0	CI MT PI VE
GATEWAY INS CO	MO	28339	(314)373-3333	43,065,922	30,543,603	12,522,319	1,046,659	CI PI VE
GE GROUP LIFE ASSURANCE CO	CT	80926	(860)737-1000	873,271,790	643,590,454	229,681,337	4,952,771	DI LI
GE LIFE AND ANNUITY ASSURANCE CO	VA	65536	(804)662-2400	15,893,602,090	15,417,584,797	476,017,292	22,563,203	DI LI VA VL
GE REINSURANCE CORP	IL	22969	(847)277-5300	3,527,730,976	2,486,284,416	1,041,446,560	0	CW DI MT PI SU VE

Company Names: CO = COMPANY CORP = CORPORATION INS = INSURANCE RRG = RISK RETENTION GROUP  
 Authorized Lines: CE = CERTIFICATE OF EXEMPTION ( WITH LINES OF AUTHORITY )  
 CI = CASUALTY CP = CAPTIVE INSURER CW = CASUALTY WITH WORKERS' COMPENSATION DI = DISABILITY DS = DENTAL SERVICE  
 HC = HEALTH CARE SERVICES ORGANIZATION HS = HOSPITAL SERVICE LC = LIFE CARE PROVIDER LP = LIFE CARE PROVIDER PROVISIONAL PERMIT  
 LI = LIFE LR = LIFE AND DISABILITY REINSURANCE MG = MORTGAGE GUARANTY MR = MECHANICAL REIMBURSEMENT REINSURANCE MS = MEDICAL SERVICE  
 MT = MARINE AND TRANSPORTATION OS = OPTOMETRIC SERVICE PD = PREPAID DENTAL PLAN PI = PROPERTY PL = PREPAID LEGAL  
 RG = DOMESTIC RISK RETENTION GROUP SU = SURETY TI = TITLE UR = UNAFFILIATED CREDIT LIFE AND DISABILITY REINSURANCE VA = VARIABLE ANNUITY  
 VE = VEHICLE VL = VARIABLE LIFE

Financial information is as of 12/31/2005 unless alternative fiscal year end is indicated.

† Fiscal year financial information due August 1 or November 1, 2006 pursuant to A.R.S. § 20-1083.

‡ Financial information was not required during this period or is not available due to regulatory action or notification of merger or withdrawal.

\* DBA (Doing Business As)

\*\* Life Care Facility

**INSURERS AUTHORIZED IN ARIZONA AS OF DECEMBER 31, 2005 - (continued)**

NAME	DOMICILE	NAIC #	TELEPHONE	ASSETS	LIABILITIES	CAPITAL & SURPLUS	ARIZONA PREMIUMS	AUTHORIZED LINES
GE RESIDENTIAL MORTGAGE INS CORP OF N.C.	NC	29823	Name changed 11/1/05, now known as GENWORTH RESIDENTIAL MORTGAGE INS CORP OF N.C.					
GEICO CASUALTY CO	MD	41491	(301)986-2500	248,321,031	149,960,305	98,360,726	20,525,661	VE
GEICO GENERAL INS CO	MD	35882	(301)986-2500	138,079,862	72,789,812	65,290,050	103,588,109	CI DI MT PI SU VE
GEICO INDEMNITY CO	MD	22055	(301)986-2500	3,987,653,749	2,273,629,383	1,714,024,366	51,981,121	CI PI VE
GENERAL AMERICAN LIFE INS CO	MO	63665	(314)843-8700	14,094,377,233	12,417,071,038	1,677,306,195	17,426,596	DI LI VA VL
GENERAL CASUALTY CO OF WISCONSIN	WI	24414	(608)837-4440	1,450,267,327	751,985,804	698,281,523	472,398	CW MT PI SU VE
GENERAL ELECTRIC CAPITAL ASSURANCE CO	DE	70025	(804)662-2400	34,936,106,571	31,837,755,989	3,098,350,582	93,709,357	DI LI
GENERAL ELECTRIC HOME EQUITY INS CORP OF N.C.	NC	41432	Name changed 11/1/05, now known as GENWORTH HOME EQUITY INS CORP					
GENERAL ELECTRIC MORTGAGE INS CORP OF N.C.	NC	16675	Name changed 11/1/05, now known as GENWORTH MORTGAGE INS CORP OF N.C.					
GENERAL ELECTRIC MORTGAGE INS CORP	NC	38458	Name changed 11/1/05, now known as GENWORTH MORTGAGE INS CORP					
GENERAL FIDELITY INS CO	SC	30007	(704)388-8961	195,691,276	35,963,316	159,727,959	0	CI DI
GENERAL FIDELITY LIFE INS CO	SC	93521	(704)387-1276	304,064,702	52,229,285	251,835,417	373,251	DI LI
GENERAL FIRE & CASUALTY CO	ID	37931	(208)345-6658	34,204,408	23,169,779	11,034,629	773,241	CI DI PI SU VE
GENERAL INS CO OF AMERICA	WA	24732	(206)545-5000	2,725,413,697	1,911,152,939	814,260,758	3,395,495	CW DI MT PI SU VE
GENERAL RE LIFE CORP	CT	86258	(203)352-3000	2,219,281,040	1,850,854,094	368,426,946	0	DI LI
GENERAL REINSURANCE CORP	DE	22039	(203)328-5000	14,632,646,158	6,738,561,441	7,894,084,717	720,929	CW DI MT PI SU VE
GENERAL SECURITY INDEMNITY CO OF ARIZONA	AZ	20559	(212)480-1900	83,730,454	53,908,549	29,821,905	85,529	CW DI MT PI SU VE
GENERAL SECURITY NATIONAL INS CO	NY	39322	(212)480-1900	338,125,393	262,012,980	76,112,413	0	CI DI MT PI SU VE
GENERAL STAR NATIONAL INS CO	OH	11967	(203)328-5000	554,040,492	363,864,030	190,176,462	826,830	CI MT PI SU VE
GENERALI (UNITED STATES BRANCH)	NY	11231	(212)602-7600	77,819,556	36,794,434	41,025,120	0	CI MT PI SU VE
GENESIS INS CO	CT	38962	(203)328-5000	215,801,748	119,888,753	95,912,995	2,149,796	CW DI MT PI SU VE
GENWORTH HOME EQUITY INS CORP	NC	41432	(919)846-4100	6,031,230	231,079	5,800,151	0	CI
GENWORTH MORTGAGE INS CORP	NC	38458	(919)846-4100	2,847,796,052	2,659,499,768	188,296,284	20,332,609	MG
GENWORTH MORTGAGE INS CORP OF N C	NC	16675	(919)846-4100	170,009,206	141,083,153	28,926,053	(33)	MG
GENWORTH RESIDENTIAL MORTGAGE INS CORP OF N C	NC	29823	(919)846-4100	46,885,407	35,509,347	11,376,060	45,446	MG
GEORGIA CASUALTY & SURETY CO	GA	11258	(404)266-5500	92,194,015	69,285,699	22,908,316	0	CI MT SU VE
GEORGIA COMMUNITY LIFE INS CO	AZ	---	Name changed 4/28/05, now known as SOUTHERN RISK LIFE INS CO					
GEORGIA PEOPLES LIFE INS CO	AZ	87289	(602)254-5866	5,578,860	647,112	4,931,748	0	LR
GEOVERA INS CO	MD	10799	(651)310-8026	75,646,985	31,337,116	44,309,869	0	CI MT PI SU VE
GERBER LIFE INS CO	NY	70939	(914)272-4000	1,101,023,497	928,270,755	172,752,742	3,644,617	DI LI
GERLING AMERICA INS CO	NY	41343	(212)756-2600	139,705,916	54,461,908	85,244,008	249,391	CI DI MT PI SU VE
GERLING GLOBAL REINSURANCE CORP OF AMERICA	NY	21032	Name changed 11/15/05, now known as GLOBAL REINSURANCE CORP OF AMERICA					
GERMANTOWN INS CO	PA	11282	(215)627-1752	56,546,415	34,641,049	21,905,366	0	DI
GLENER LIFE INS SOCIETY	MI	56154	(517)263-2244	1,269,604,887	1,176,931,712	92,673,175	1,738,286	DI LI
GLENS FALLS INS CO, THE	IL	34622	(312)822-5000	152,504,024	310,697	152,193,327	445	CW DI MT PI SU VE
GLOBAL HAWK INS CO RRG	SC	11948	(843)766-2327	3,766,591	2,668,785	1,097,806	0	CI VE
GLOBAL INTERNATIONAL INS CO, INC, A RRG	DC	10991	(703)812-8425	12,986,018	(304,541)	13,290,559	66,954	CI
GLOBAL ONE CAPTIVE INS CO	AZ	---	Name changed 10/3/05, now known as GLOBAL ONE INS CO					
GLOBAL ONE INS CO	AZ	---			Financial Information Not Available			CP

Company Names: CO = COMPANY CORP = CORPORATION INS = INSURANCE RRG = RISK RETENTION GROUP  
 CE = CERTIFICATE OF EXEMPTION ( WITH LINES OF AUTHORITY )  
 Authorized Lines: CI = CASUALTY CP = CAPTIVE INSURER CW = CASUALTY WITH WORKERS' COMPENSATION DI = DISABILITY DS = DENTAL SERVICE  
 HC = HEALTH CARE SERVICES ORGANIZATION HS = HOSPITAL SERVICE LC = LIFE CARE PROVIDER LP = LIFE CARE PROVIDER PROVISIONAL PERMIT  
 LI = LIFE LR = LIFE AND DISABILITY REINSURANCE MG = MORTGAGE GUARANTY MR = MECHANICAL REIMBURSEMENT REINSURANCE MS = MEDICAL SERVICE  
 MT = MARINE AND TRANSPORTATION OS = OPTOMETRIC SERVICE PD = PREPAID DENTAL PLAN PI = PROPERTY PL = PREPAID LEGAL  
 RG = DOMESTIC RISK RETENTION GROUP SU = SURETY TI = TITLE UR = UNAFFILIATED CREDIT LIFE AND DISABILITY REINSURANCE VA = VARIABLE ANNUITY  
 VE = VEHICLE VL = VARIABLE LIFE

Financial information is as of 12/31/2005 unless alternative fiscal year end is indicated.  
 † Fiscal year financial information due August 1 or November 1, 2006 pursuant to A.R.S. § 20-1083.  
 ‡ Financial information was not required during this period or is not available due to regulatory action or notification of merger or withdrawal.  
 \* DBA (Doing Business As)  
 \*\* Life Care Facility

**INSURERS AUTHORIZED IN ARIZONA AS OF DECEMBER 31, 2005 - (continued)**

NAME	DOMICILE	NAIC #	TELEPHONE	ASSETS	LIABILITIES	CAPITAL & SURPLUS	ARIZONA PREMIUMS	AUTHORIZED LINES
GLOBAL REINSURANCE CORP (U.S. BRANCH)	GERMANY	11266	(212)754-7500	302,351,975	264,891,545	37,460,430	0	CI MT PI VE
GLOBAL REINSURANCE CORP OF AMERICA	NY	21032	(212)754-7500	767,066,670	650,905,811	116,160,859	0	CI MT PI SU VE
GLOBAL SURETY & INS CO	NE	11304	(402)271-2846	83,513,398	18,882,245	64,631,153	44,058	CI DI MT PI SU VE
GLOBE AMERICAN CASUALTY CO	OH	11312	(617)357-9500	22,327,788	5,087,464	17,240,324	0	SU VE
GLOBE LIFE AND ACCIDENT INS CO	DE	91472	(405)270-1400	2,274,712,658	1,911,279,185	363,433,472	7,158,175	DI LI
GMAC DIRECT INS CO	MO	11054	(314)493-8000	8,953,191	189,722	8,763,469	0	CI MT PI VE
GMAC INS CO ONLINE, INC	MO	11044	(314)493-8000	13,216,133	2,615,059	10,601,074	393,304	CI MT PI VE
GOLDEN BEAR INS CO	CA	39861	(209)948-8191	76,124,077	56,659,649	19,464,428	166,080	CI
GOLDEN EAGLE INS CORP	CA	10836	(619)744-6000	894,098,559	606,844,477	287,254,082	1,227,622	CW DI MT PI SU VE
GOLDEN INS CO, A RRG	NV	11145	(303)388-5688	3,936,293	2,553,290	1,383,003	20,214	CI
GOLDEN RULE INS CO	IL	62286	(618)943-8000	825,989,139	450,171,610	375,817,529	33,309,220	DI LI
GOLDEN STATE MUTUAL LIFE INS CO	CA	63924	(213)731-1131	113,985,455	103,969,419	10,016,036	0	SUSPENDED
GOVERNMENT EMPLOYEES INS CO	MD	22063	(301)986-2500	12,462,319,286	6,775,518,461	5,686,800,825	45,503,575	CI DI MT PI SU VE
GOVERNMENT PERSONNEL MUTUAL LIFE INS CO	TX	63967	(210)357-2222	763,987,254	684,657,087	79,330,167	1,183,226	DI LI
GRAIN DEALERS MUTUAL INS CO	IN	22098	(317)923-2453	58,061,308	43,043,474	15,017,834	1,781,364	CI DI MT PI SU VE
GRANDVIEW TERRACE RETIREMENT CENTER **	AZ	60192	(623)975-8000	Financial Information Not Available ‡				LC
GRANITE RE, INC	OK	26310	(405)752-2600	12,556,519	5,542,289	7,014,230	26,325	SU
GRANITE STATE INS CO	PA	23809	(212)770-7000	33,749,831	2,821,883	30,927,948	5,194,413	CW DI MT PI SU VE
GRAY INS CO, THE	LA	36307	(504)888-7790	267,010,398	183,919,306	83,091,092	13,108	CW MT PI SU VE
GREAT AMERICAN ALLIANCE INS CO	OH	26832	(513)369-5000	25,305,809	157,613	25,148,196	1,029,644	CW MT PI SU VE
GREAT AMERICAN ASSURANCE CO	OH	26344	(513)369-5000	14,699,647	77,285	14,622,362	11,581,166	CW MT PI SU VE
GREAT AMERICAN CONTEMPORARY INS CO	OH	10646	(513)369-5000	9,831,845	50,984	9,780,861	0	CW MT PI VE
GREAT AMERICAN INS CO	OH	16691	(513)369-5013	5,163,125,290	3,707,819,052	1,455,306,239	12,743,046	CW DI MT PI SU VE
GREAT AMERICAN INS CO OF NEW YORK	NY	22136	(513)369-5000	53,834,047	771,119	53,062,928	2,227,921	CW MT PI SU VE
GREAT AMERICAN LIFE ASSURANCE CO	OH	62200	(513)333-5300	22,049,049	14,311,734	7,737,315	0	SUSPENDED
GREAT AMERICAN LIFE INS CO	OH	63312	(513)357-3300	8,074,313,863	7,436,239,543	638,074,320	10,824,781	DI LI
GREAT AMERICAN SECURITY INS CO	OH	31135	(513)369-5000	16,229,337	100,060	16,129,277	58,979	CW MT PI SU VE
GREAT AMERICAN SPIRIT INS CO	OH	33723	(513)369-5000	17,789,893	104,590	17,685,303	188,183	CW DI MT PI SU VE
GREAT FIDELITY LIFE INS CO	IN	64076	(316)794-2200	3,503,996	923,164	2,580,832	0	DI LI
GREAT NORTHERN INS CO	MN	20303	(908)903-2000	1,411,888,762	1,127,920,372	283,968,390	6,823,263	CW DI MT PI SU VE
GREAT NORTHWEST INS CO	IN	26654	(317)931-7000	21,669,567	12,113,039	9,556,528	520,067	CI MT PI VE
GREAT PLAINS REINSURANCE CO	AZ	60025	Name changed 4/28/05, now known as EXPRESS SCRIPTS INS CO					
GREAT REPUBLIC LIFE INS CO	WA	67482	(206)285-1422	18,742,435	16,061,280	2,681,155	171,121	SUSPENDED
GREAT RIVER INS CO	MS	18468	Name changed 12/27/05, now known as INDEMNITY NATIONAL INS CO					
GREAT SOUTHEASTERN LIFE INS CO	AZ	84395	(602)957-4647	7,671,119	3,427,346	4,243,773	0	LR
GREAT SOUTHERN LIFE INS CO	TX	90212	(816)391-2000	331,768,915	302,643,391	29,125,524	1,026,109	DI LI
GREAT WEST CASUALTY CO	NE	11371	(402)494-2411	1,410,855,355	1,010,151,726	400,703,628	12,494,366	CW MT SU VE
GREAT WESTERN INS CO	UT	71480	(801)621-5688	386,564,666	355,812,096	30,752,570	9,461,218	LI
GREATER MISSOURI LIFE INS CO	AZ	---	(602)957-4647	Financial Information Not Available †				UR

Company Names: CO = COMPANY CORP = CORPORATION INS = INSURANCE RRG = RISK RETENTION GROUP  
 Authorized Lines: CE = CERTIFICATE OF EXEMPTION ( WITH LINES OF AUTHORITY )  
 CI = CASUALTY CP = CAPTIVE INSURER CW = CASUALTY WITH WORKERS' COMPENSATION DI = DISABILITY DS = DENTAL SERVICE  
 HC = HEALTH CARE SERVICES ORGANIZATION HS = HOSPITAL SERVICE LC = LIFE CARE PROVIDER LP = LIFE CARE PROVIDER PROVISIONAL PERMIT  
 LI = LIFE LR = LIFE AND DISABILITY REINSURANCE MG = MORTGAGE GUARANTY MR = MECHANICAL REIMBURSEMENT REINSURANCE MS = MEDICAL SERVICE  
 MT = MARINE AND TRANSPORTATION OS = OPTOMETRIC SERVICE PD = PREPAID DENTAL PLAN PI = PROPERTY PL = PREPAID LEGAL  
 RG = DOMESTIC RISK RETENTION GROUP SU = SURETY TI = TITLE UR = UNAFFILIATED CREDIT LIFE AND DISABILITY REINSURANCE VA = VARIABLE ANNUITY  
 VE = VEHICLE VL = VARIABLE LIFE

Financial information is as of 12/31/2005 unless alternative fiscal year end is indicated.

† Fiscal year financial information due August 1 or November 1, 2006 pursuant to A.R.S. § 20-1083.

‡ Financial information was not required during this period or is not available due to regulatory action or notification of merger or withdrawal.

\* DBA (Doing Business As)

\*\* Life Care Facility



**INSURERS AUTHORIZED IN ARIZONA AS OF DECEMBER 31, 2005 - (continued)**

NAME	DOMICILE	NAIC #	TELEPHONE	ASSETS	LIABILITIES	CAPITAL & SURPLUS	ARIZONA PREMIUMS	AUTHORIZED LINES
GREATER NEW YORK MUTUAL INS CO	NY	22187	(212)683-9700	708,467,094	445,829,316	262,637,778	297,441	CW DI MT PI SU VE
GREAT-WEST HEALTHCARE OF ARIZONA, INC	AZ	95797	(303)305-1000	5,572,359	2,938,700	2,633,659	13,288,044	HC
GREAT-WEST LIFE & ANNUITY INS CO	CO	68322	(303)689-3000	33,616,475,820	32,102,272,393	1,514,203,427	57,374,708	DI LI VA VL
GREAT-WEST LIFE ASSURANCE CO	CANADA	80705	(303)689-3000	201,064,719	157,519,063	43,545,656	1,040,525	DI LI
GREEK CATHOLIC UNION OF THE U.S.A	PA	56693	(412)495-3400	575,478,402	550,290,122	25,188,280	446,601	LI
GREEN HILLS INS CO, A RRG	VT	11941	(802)658-7849	7,685,550	4,038,822	3,646,728	24,787	CI
GREENPOINT INS CORP	AZ	60155	(619)530-9351	886,774,719	685,998	886,088,721	0	LR
GREENWICH INS CO	DE	22322	(203)964-5200	728,255,834	425,098,779	303,157,055	10,232,749	CW DI MT PI SU VE
GSFS RRG, INC	SC	11448	(843)766-2327	13,747,383	3,578,379	10,169,004	0	CI
GUARANTEE CO OF NORTH AMERICA USA, THE	MI	36650	(248)281-0281	65,088,869	10,648,365	54,440,504	1,030,808	SU
GUARANTEE SECURITY LIFE INS CO OF ARIZONA	AZ	83232	(480)607-1602	771,288	87,201	684,087	0	LR
GUARANTEE TITLE AND TRUST CO, THE	OH	50180	(513)794-4020	8,883,312	6,280,197	2,603,115	0	TI
GUARANTEE TRUST LIFE INS CO	IL	64211	(847)699-0600	199,221,167	165,213,551	34,007,616	5,754,998	DI LI
GUARANTY INCOME LIFE INS CO	LA	64238	(504)383-0355	348,212,470	330,818,796	17,393,674	556,327	DI LI
GUARANTY NATIONAL INS CO	CO	11401	(704)522-2000	268,846,199	201,209,110	67,637,089	6,601,065	CI MT PI VE
GUARDIAN INS AND ANNUITY CO, INC, THE	DE	78778	(800)221-3253	9,855,130,537	9,610,701,615	244,428,922	21,115,469	DI LI VA VL
GUARDIAN LIFE INS CO OF AMERICA	NY	64246	(212)598-8000	24,806,542,141	21,647,971,903	3,158,570,238	39,400,651	DI LI
GUIDEONE AMERICA INS CO	IA	42331	(515)267-5000	11,900,826	3,704,166	8,196,660	314,132	CI MT PI SU VE
GUIDEONE ELITE INS CO	IA	42803	(515)267-5000	26,266,977	9,513,032	16,753,945	670,277	CI
GUIDEONE MUTUAL INS CO	IA	15032	(515)267-5000	847,487,781	583,527,219	263,960,562	428,511	CW DI MT PI SU VE
GUIDEONE SPECIALTY MUTUAL INS CO	IA	14559	(515)267-5000	189,635,737	145,363,410	44,272,327	892,127	CI MT PI SU VE
HALLMARK LIFE INS CO	AZ	60078	(940)740-1568	743,202	130,134	613,068	0	LR
HANOVER INS CO, THE	NH	22292	(508)853-7200	3,730,811,546	2,526,207,754	1,204,603,792	1,657,335	CI DI MT PI SU VE
HARCO NATIONAL INS CO	IL	26433	(847)734-4100	397,624,137	232,654,868	164,969,269	3,508,869	CW MT PI SU VE
HARLEYSVILLE INS CO	MN	23582	(952)829-1400	97,788,531	72,008,146	25,780,385	53,289	CI MT PI SU VE
HARLEYSVILLE LIFE INS CO	PA	64327	(215)256-5000	375,732,699	351,642,326	24,090,373	56,405	DI LI
HARRIS LIFE INS CO	AZ	---	(480)951-4900	Financial Information Not Available †				UR
HART LIFE INS CO	CT	60348	(860)843-4586	11,471,820	16,861	11,454,959	0	DI LI VA VL
HARTFORD ACCIDENT AND INDEMNITY CO	CT	22357	(860)547-5000	10,195,892,994	6,935,149,376	3,260,743,618	2,555,208	CW DI MT PI SU VE
HARTFORD CASUALTY INS CO	IN	29424	(860)547-5000	1,943,407,820	1,119,872,627	823,535,193	51,686,672	CW DI MT PI SU VE
HARTFORD FIRE INS CO	CT	19682	(860)547-5000	21,569,842,778	11,089,709,457	10,480,133,321	48,764,703	CW DI MT PI SU VE
HARTFORD INS CO OF THE MIDWEST	IN	37478	(860)547-5000	267,215,834	99,154,012	168,061,822	65,038,059	CW PI VE
HARTFORD LIFE AND ACCIDENT INS CO	CT	70815	(860)843-8216	10,134,039,182	5,786,505,809	4,347,533,373	67,148,832	DI LI
HARTFORD LIFE AND ANNUITY INS CO	CT	71153	(860)547-5000	75,100,486,495	73,610,220,658	1,490,265,837	186,789,777	DI LI VA VL
HARTFORD LIFE GROUP INS CO	IL	74268	(312)384-7719	2,685,571,966	2,095,889,489	589,682,477	5,775,329	DI LI
HARTFORD LIFE INS CO	CT	88072	(860)525-8555	120,590,125,660	117,568,459,311	3,021,666,349	238,464,993	DI LI VA VL
HARTFORD STEAM BOILER INSPECTION AND INS CO	CT	11452	(860)722-1866	1,162,810,938	560,234,330	602,576,608	3,123,246	CI MT PI VE
HARTFORD STEAM BOILER INSPECTION AND INS CO OF CT, THE	CT	29890	(860)722-1866	83,197,923	41,829,961	41,367,962	0	CI MT PI
HARTFORD UNDERWRITERS INS CO	CT	30104	(860)547-5000	1,386,414,721	808,525,674	577,889,047	53,355,499	CW DI MT PI SU VE

Company Names: CO = COMPANY CORP = CORPORATION INS = INSURANCE RRG = RISK RETENTION GROUP  
 CE = CERTIFICATE OF EXEMPTION ( WITH LINES OF AUTHORITY )  
 Authorized Lines: CI = CASUALTY CP = CAPTIVE INSURER CW = CASUALTY WITH WORKERS' COMPENSATION DI = DISABILITY DS = DENTAL SERVICE  
 HC = HEALTH CARE SERVICES ORGANIZATION HS = HOSPITAL SERVICE LC = LIFE CARE PROVIDER LP = LIFE CARE PROVIDER PROVISIONAL PERMIT  
 LI = LIFE LR = LIFE AND DISABILITY REINSURANCE MG = MORTGAGE GUARANTY MR = MECHANICAL REIMBURSEMENT REINSURANCE MS = MEDICAL SERVICE  
 MT = MARINE AND TRANSPORTATION OS = OPTOMETRIC SERVICE PD = PREPAID DENTAL PLAN PI = PROPERTY PL = PREPAID LEGAL  
 RG = DOMESTIC RISK RETENTION GROUP SU = SURETY TI = TITLE UR = UNAFFILIATED CREDIT LIFE AND DISABILITY REINSURANCE VA = VARIABLE ANNUITY  
 VE = VEHICLE VL = VARIABLE LIFE

Financial information is as of 12/31/2005 unless alternative fiscal year end is indicated.

† Fiscal year financial information due August 1 or November 1, 2006 pursuant to A.R.S. § 20-1083.

‡ Financial information was not required during this period or is not available due to regulatory action or notification of merger or withdrawal.

\* DBA (Doing Business As)

\*\* Life Care Facility

**INSURERS AUTHORIZED IN ARIZONA AS OF DECEMBER 31, 2005 - (continued)**

NAME	DOMICILE	NAIC #	TELEPHONE	ASSETS	LIABILITIES	CAPITAL & SURPLUS	ARIZONA PREMIUMS	AUTHORIZED LINES
HAULERS INS CO, INC	TN	31550	(931)381-5406	44,233,435	20,422,574	23,810,861	0	CI MT PI VE
HBI LIFE INS CO	AZ	82368	(602)254-5866	2,069,650	181,962	1,887,689	0	LR
HCC INS CO	IN	36781	(713)996-1146	17,526,074	747,741	16,778,333	0	CI DI PI SU
HCC LIFE INS CO	IN	92711	(713)996-1200	325,311,048	134,731,055	190,579,993	7,394,135	DI LI
HCSC INS SERVICES CO	IL	78611	(312)653-6000	49,593,527	18,850,413	30,743,114	0	DI LI
HEALTH CARE CASUALTY RRG, INC	DC	12236	(773)864-8280	7,945,643	7,227,011	718,632	0	CI
HEALTH CARE SERVICE CORP, A MUTUAL LEGAL RESERVE CO	IL	70670	(312)653-6000	7,770,387,256	3,502,111,126	4,268,276,132	0	DI
HEALTH NET LIFE INS CO	CA	66141	(818)676-8256	359,826,158	168,274,420	191,551,738	133,099,166	DI LI
HEALTH NET OF ARIZONA, INC	AZ	95206	(602)794-1400	114,713,010	57,726,642	56,986,368	417,161,810	HC
HEALTH PLAN OF NEVADA, INC	NV	96342	(702)242-7703	269,387,995	163,156,775	106,231,220	0	HC
HEALTHCARE CAPTIVE INS CO	AZ	---		Financial Information Not Available				CP
HEALTHY ALLIANCE LIFE INS CO	MO	78972	(314)923-4616	456,515,181	257,051,882	199,463,299	0	DI LI
HEARTLAND INS CO OF AMERICA	IL	42870	(505)243-5444	Financial Information Not Available ‡				SUSPENDED
HEARTLAND LLOYDS INS CO	TX	10590	(512)328-2166	8,066,434	1,623,970	6,442,464	0	CI PI
HERITAGE CASUALTY INS CO	IL	32077	(847)605-3000	88,158,556	45,420,067	42,738,489	0	CI DI MT PI SU VE
HERITAGE INDEMNITY CO	CA	39527	(818)889-2520	192,210,217	101,720,081	90,490,137	436,958	CI MT PI VE
HERITAGE LIFE INS CO	AZ	64394	(215)542-4590	80,543,359	30,042,152	50,501,207	0	DI LI
HERITAGE WARRANTY INS RRG, INC	SC	11097	(843)766-2327	18,904,258	15,825,469	3,078,789	121,085	CI
HIGH TECH SERVICES RRG, INC	VT	11672	(802)862-4400	17,245,739	5,718,607	11,527,132	15,246	CI
HIGHLANDS INS CO	TX	22489	(609)896-1921	Financial Information Not Available ‡				REHABILITATION
HIGHMARK HEALTH INS CO	VA	71768	Name changed 9/6/05, now known as HM HEALTH INS CO					
HIGHMARK LIFE INS CO	PA	93440	(800)328-5433	400,028,957	275,017,125	125,011,832	6,956,015	DI LI
HITCHCO REINSURANCE CO	AZ	---	(931)484-8411	Financial Information Not Available †				UR
HM HEALTH INS CO	VA	71768	(412)544-8190	13,683,992	665,076	13,018,916	0	DI LI
HNC REINSURANCE CO	AZ	---	(602)254-5866	Financial Information Not Available †				UR
HOME OWNERS LIFE INS CO	IL	64467	(312)726-0309	5,810,550	262,034	5,548,516	0	DI LI
HOMELAND CENTRAL INS CO	IA	21741	(617)725-6000	18,738,371	122,109	18,616,262	0	CI MT PI SU VE
HOMESHIELD INS CO	OK	99724	(405)236-2640	57,358,218	35,364,327	21,993,891	13,473	DI LI
HOMESITE INDEMNITY CO	KS	20419	(617)832-1300	35,527,672	28,390,671	7,137,001	6,799,158	CI MT PI SU VE
HOMESITE INS CO	CT	17221	(617)832-1300	79,907,093	64,773,895	15,133,198	0	CW DI MT PI SU VE
HOMESTEADERS LIFE CO	IA	64505	(515)288-7481	1,197,652,006	1,134,500,274	63,151,732	1,818,346	DI LI
HORACE MANN INS CO	IL	22578	(217)789-2500	457,313,112	302,505,646	154,807,466	1,874,568	CI MT PI VE
HORACE MANN LIFE INS CO	IL	64513	(217)789-2500	4,648,971,138	4,418,250,681	230,720,457	5,521,767	DI LI VA
HORACE MANN PROPERTY & CASUALTY INS CO	CA	22756	(217)789-2500	110,240,559	67,741,741	42,498,818	1,438,135	CI PI VE
HOUSEHOLD LIFE INS CO	MI	93777	(800)443-7187	1,050,447,346	559,537,284	490,910,062	2,955,193	DI LI
HOUSEHOLD LIFE INS CO OF ARIZONA	AZ	64360	(908)203-2124	953,823,322	929,131,138	24,692,184	0	LR
HOUSING AUTHORITY RRG, INC	VT	26797	(203)272-8220	218,119,984	160,589,620	57,530,366	146,161	CI
HOUSTON GENERAL INS CO	TX	38849	(617)725-6000	41,846,999	20,243,865	21,603,134	0	CW MT PI SU VE
HOUSTON GENERAL INS EXCHANGE	TX	11988	(617)725-6000	25,363,799	1,044,119	24,319,680	219,627	CI DI MT PI VE

Company Names: CO = COMPANY CORP = CORPORATION INS = INSURANCE RRG = RISK RETENTION GROUP  
 Authorized Lines: CE = CERTIFICATE OF EXEMPTION ( WITH LINES OF AUTHORITY )  
 CI = CASUALTY CP = CAPTIVE INSURER CW = CASUALTY WITH WORKERS' COMPENSATION DI = DISABILITY DS = DENTAL SERVICE  
 HC = HEALTH CARE SERVICES ORGANIZATION HS = HOSPITAL SERVICE LC = LIFE CARE PROVIDER LP = LIFE CARE PROVIDER PROVISIONAL PERMIT  
 LI = LIFE LR = LIFE AND DISABILITY REINSURANCE MG = MORTGAGE GUARANTY MR = MECHANICAL REIMBURSEMENT REINSURANCE MS = MEDICAL SERVICE  
 MT = MARINE AND TRANSPORTATION OS = OPTOMETRIC SERVICE PD = PREPAID DENTAL PLAN PI = PROPERTY PL = PREPAID LEGAL  
 RG = DOMESTIC RISK RETENTION GROUP SU = SURETY TI = TITLE UR = UNAFFILIATED CREDIT LIFE AND DISABILITY REINSURANCE VA = VARIABLE ANNUITY  
 VE = VEHICLE VL = VARIABLE LIFE

Financial information is as of 12/31/2005 unless alternative fiscal year end is indicated.  
 † Fiscal year financial information due August 1 or November 1, 2006 pursuant to A.R.S. § 20-1083.  
 ‡ Financial information was not required during this period or is not available due to regulatory action or notification of merger or withdrawal.  
 \* DBA (Doing Business As)  
 \*\* Life Care Facility

**INSURERS AUTHORIZED IN ARIZONA AS OF DECEMBER 31, 2005 - (continued)**

NAME	DOMICILE	NAIC #	TELEPHONE	ASSETS	LIABILITIES	CAPITAL & SURPLUS	ARIZONA PREMIUMS	AUTHORIZED LINES
HSBC INS CO OF DELAWARE	DE	28657	(908)203-2115	264,477,460	154,393,524	110,083,936	0	CI DI MT PI
HUDSON INS CO	DE	25054	(212)978-2800	328,484,372	211,004,597	117,479,775	2,391,446	CI MT PI VE
HUMANA HEALTH PLAN, INC	KY	95885	(502)580-2052	393,710,930	218,828,383	174,882,547	181,556,543	HC
HUMANA INS CO	WI	73288	(502)580-1000	1,146,906,239	736,210,852	410,695,387	159,018,164	DI LI
HUMANADENTAL INS CO	WI	70580	(502)580-1000	92,227,902	29,836,376	62,391,526	10,121,772	DI LI
HUNTINGTON CREDIT REINSURANCE CO	AZ	92690	(602)200-6900	5,364,716	812,792	4,551,926	0	LR
HUNTINGTON NATIONAL LIFE INS CO, THE	AZ	92150	(602)200-6900	11,146,055	6,598,765	4,547,292	0	LR
IDEALIFE INS CO	CT	97764	(203)352-3131	20,566,438	8,133,909	12,432,529	83,642	DI LI
IDS LIFE INS CO	MN	65005	(612)671-3131	57,516,459,198	54,574,305,868	2,942,153,330	97,004,319	DI LI VA VL
IDS PROPERTY CASUALTY INS CO	WI	29068	(920)330-5250	958,302,914	493,993,404	464,309,510	1,181,374	CI MT PI VE
ILCO *	TX	63487	(512)404-5000	1,016,389,462	976,680,424	39,709,038	360,393	DI LI
ILLINOIS DEALERS LIFE INS CO	AZ	---	(602)200-6900	Financial Information Not Available †				UR
ILLINOIS MUTUAL LIFE INS CO	IL	64580	(309)674-8255	1,158,389,751	1,027,737,992	130,651,759	2,370,549	DI LI
ILLINOIS NATIONAL INS CO	IL	23817	(312)930-5300	52,703,971	48,339	52,655,632	6,194,468	CW MT PI VE
IMERICA LIFE AND HEALTH INS CO	AR	63533	(813)286-7533	5,382,281	734,305	4,647,976	35,439	DI LI
IMPERIAL CASUALTY AND INDEMNITY CO	OK	11487	(214)618-6900	18,478,376	7,784,299	10,694,077	0	CW DI MT PI SU
INDEMNITY CO OF CALIFORNIA	CA	25550	(714)263-3300	16,603,606	7,878,199	8,725,407	225,980	SU
INDEMNITY INS CO OF NORTH AMERICA	PA	43575	(215)761-1000	245,577,061	193,130,136	52,446,925	3,942,595	CW DI MT PI SU VE
INDEMNITY NATIONAL INS CO	MS	18468	(865)934-4360	13,277,520	85,000	13,192,520	0	CI MT PI SU VE
INDEPENDENCE AMERICAN INS CO	DE	26581	(212)355-4141	60,056,161	20,720,870	39,335,291	736	CI PI
INDEPENDENCE LIFE AND ANNUITY CO	RI	64602	(781)237-6030	171,889,854	123,150,029	48,739,825	0	DI LI VA VL
INDEPENDENCE ONE LIFE INS CO	AZ	89621	(248)816-4816	3,072,238	783,779	2,288,459	0	LR
INDEPENDENT INNOVATIVE CAPTIVE INS CO, INC	AZ	---		Financial Information Not Available				CP
INDEPENDENT ORDER OF FORESTERS, THE (U.S. BRANCH)	CANADA	58068	(416)429-3000	2,822,433,401	2,400,522,530	421,910,871	2,707,954	DI LI
INDIANA BENEFIT LIFE INS CO	AZ	---	(602)254-5866	Financial Information Not Available †				UR
INDIANA LUMBERMENS MUTUAL INS CO	IN	14265	(317)875-3600	120,794,656	85,715,484	35,079,172	612,981	CW MT PI SU VE
INDIANAPOLIS LIFE INS CO	IN	64645	(515)362-3600	3,525,893,012	3,325,844,777	200,048,235	14,205,328	DI LI VA
INDIVIDUAL ASSURANCE CO, LIFE, HEALTH & ACCIDENT	MO	81779	(913)432-1451	44,053,063	34,171,653	9,881,410	2,726	DI LI
INDUSTRIAL-ALLIANCE PACIFIC LIFE INS CO	CANADA	84514	(604)734-1667	327,304,271	303,148,069	24,156,201	680,034	DI LI
INFINITY INS CO	IN	22268	(205)870-4000	1,679,136,828	1,126,954,584	552,182,244	12,507,279	CI MT PI VE
INFINITY NATIONAL INS CO	IN	10068	(205)870-4000	7,072,699	1,193,238	5,879,461	0	CI PI VE
INFINITY SELECT INS CO	IN	20260	(205)870-4000	7,723,879	1,893,114	5,830,765	5,048,036	VE
ING LIFE INS AND ANNUITY CO	CT	86509	(770)980-5100	56,859,408,912	55,320,314,209	1,539,094,703	33,801,935	DI LI VA VL
ING USA ANNUITY AND LIFE INS CO	IA	80942	(770)980-5100	52,423,132,416	50,576,548,726	1,846,583,690	189,469,602	DI LI VA VL
INLAND INS CO	NE	23264	(402)435-4302	149,775,120	40,793,013	108,982,107	0	SU
INNOVATIVE PHYSICIAN SOLUTIONS, A RRG	AZ	12320		500,194	68	500,126	0	RG
INSTIL HEALTH INS CO	SC	12168	(803)763-6600	10,510,220	2,987,854	7,522,366	0	DI
INSURA PROPERTY AND CASUALTY INS CO	IL	38806	(972)728-6300	47,611,753	24,031,451	23,580,302	0	CI MT PI SU VE
INSURANCE CO OF ILLINOIS	IL	26700	(206)545-5000	30,911,596	981,676	29,929,920	0	CI DI MT PI SU VE

Company Names: **CO** = COMPANY **CORP** = CORPORATION **INS** = INSURANCE **RRG** = RISK RETENTION GROUP  
 Authorized Lines: **CE** = CERTIFICATE OF EXEMPTION ( WITH LINES OF AUTHORITY )  
**CI** = CASUALTY **CP** = CAPTIVE INSURER **CW** = CASUALTY WITH WORKERS' COMPENSATION **DI** = DISABILITY **DS** = DENTAL SERVICE  
**HC** = HEALTH CARE SERVICES ORGANIZATION **HS** = HOSPITAL SERVICE **LC** = LIFE CARE PROVIDER **LP** = LIFE CARE PROVIDER PROVISIONAL PERMIT  
**LI** = LIFE **LR** = LIFE AND DISABILITY REINSURANCE **MG** = MORTGAGE GUARANTY **MR** = MECHANICAL REIMBURSEMENT REINSURANCE **MS** = MEDICAL SERVICE  
**MT** = MARINE AND TRANSPORTATION **OS** = OPTOMETRIC SERVICE **PD** = PREPAID DENTAL PLAN **PI** = PROPERTY **PL** = PREPAID LEGAL  
**RG** = DOMESTIC RISK RETENTION GROUP **SU** = SURETY **TI** = TITLE **UR** = UNAFFILIATED CREDIT LIFE AND DISABILITY REINSURANCE **VA** = VARIABLE ANNUITY  
**VE** = VEHICLE **VL** = VARIABLE LIFE

Financial information is as of 12/31/2005 unless alternative fiscal year end is indicated.  
 † Fiscal year financial information due August 1 or November 1, 2006 pursuant to A.R.S. § 20-1083.  
 ‡ Financial information was not required during this period or is not available due to regulatory action or notification of merger or withdrawal.  
 \* DBA (Doing Business As)  
 \*\* Life Care Facility

**INSURERS AUTHORIZED IN ARIZONA AS OF DECEMBER 31, 2005 - (continued)**

NAME	DOMICILE	NAIC #	TELEPHONE	ASSETS	LIABILITIES	CAPITAL & SURPLUS	ARIZONA PREMIUMS	AUTHORIZED LINES
INSURANCE CO OF NORTH AMERICA	PA	22713	(215)761-1000	510,983,743	423,745,661	87,238,082	612,310	CW DI MT PI SU VE
INSURANCE CO OF THE STATE OF PENNSYLVANIA, THE	PA	19429	(212)770-7000	3,752,821,171	2,602,853,369	1,149,967,802	52,373,171	CW DI MT PI SU VE
INSURANCE CO OF THE WEST	CA	27847	(858)350-2400	745,138,837	380,526,717	364,612,120	1,927,719	CW MT PI SU VE
INSURANCE CORP OF HANNOVER	IL	37257	(212)805-9700	1,053,956,720	729,191,762	324,764,958	10,125,740	CW DI MT PI SU VE
INSURANCE CORP OF NEW YORK, THE	NY	18341	(203)705-2500	163,746,470	221,587,398	(57,840,928)	0	SUSPENDED
INTEGON INDEMNITY CORP	NC	22772	(336)770-2000	91,484,190	46,140,300	45,343,890	926,237	CI PI SU VE
INTEGON NATIONAL INS CO	NC	29742	(910)770-2000	249,422,028	158,808,058	90,613,970	968,739	CI MT PI VE
INTEGRITY LIFE INS CO	OH	74780	(502)582-7900	4,228,560,599	3,991,939,901	236,620,698	5,326,020	DI LI VA
INTERNATIONAL BUSINESS & MERCANTILE REASSURANCE CO	IL	24139	(312)346-8100	622,444,696	455,198,984	167,245,712	580,264	CW DI MT PI SU VE
INTERNATIONAL FIDELITY INS CO	NJ	11592	(201)624-7200	110,615,985	47,215,635	63,400,350	564,717	SU
INTERNATIONAL LIFE INS CO	AZ	---	(309)662-8797	Financial Information Not Available †				UR
INTERSTATE INDEMNITY CO	IL	22837	(415)899-2000	134,647,511	79,237,949	55,409,562	26,817	CI MT PI VE
INTRAMERICA LIFE INS CO	NY	64831	(631)357-8923	45,097,023	33,595,900	11,501,123	10,761	DI LI
INTREPID INS CO	MI	10749	(248)427-2557	31,953,332	13,322,688	18,630,644	(190,131)	CI MT PI SU VE
INVERNESS INS CO	AZ	12176	(972)664-7000	1,568,753	6,742	1,562,011	0	CI MT PI VE
INVESTORS GROWTH LIFE INS CO	AZ	85944	(612)439-7098	12,434,950	7,220,087	5,214,863	0	LR
INVESTORS GUARANTY LIFE INS CO	CA	64890	(203)459-6000	7,660,061	214,346	7,445,715	2,436	DI LI
INVESTORS HERITAGE LIFE INS CO	KY	64904	(502)223-2361	347,016,678	330,390,772	16,625,906	32,286	DI LI
INVESTORS INS CORP	DE	64939	(904)260-6990	255,610,298	230,888,813	24,721,486	4,898,052	DI LI
INVESTORS TITLE INS CO	NC	50369	(919)968-2200	100,257,033	49,783,515	50,473,518	0	TI
IOWA FIDELITY LIFE INS CO	AZ	87475	(319)363-5400	2,986,068	277,724	2,708,344	0	LR
IOWA-MIDWEST INS CO	AZ	---	(515)286-4300	Financial Information Not Available †				UR
IRWIN UNION CREDIT INS CORP	AZ	83267	(602)200-6900	238,786	19,580	219,206	0	LR
J.M.I.C. LIFE INS CO	FL	89958	(954)429-2333	245,818,816	166,708,187	79,110,629	710,515	DI LI
JACKSON NATIONAL LIFE INS CO	MI	65056	(517)381-5500	60,742,602,023	57,308,552,735	3,434,049,288	127,373,330	DI LI VA VL
JAMESTOWN INS CO, A RRG	SC	11589	(843)766-2327	5,064,505	2,943,852	2,120,653	79,066	CI VE
JEFFERSON INS CO	NY	11630	(415)899-2000	133,918,262	28,829,521	105,088,741	638	CI DI MT PI VE
JEFFERSON NATIONAL LIFE INS CO	TX	64017	(502)587-7626	1,623,921,385	1,583,435,231	40,486,154	1,719,548	DI LI VA VL
JEFFERSON PILOT FINANCIAL INS CO	NE	70254	(336)691-3000	12,683,297,332	11,563,424,066	1,119,873,266	32,570,889	DI LI VA VL
JEFFERSON PILOT LIFEAMERICA INS CO	NJ	62057	(603)226-5000	1,389,122,522	1,288,536,073	100,586,449	704,247	DI LI
JEFFERSON STANDARD LIFE INS CO	NC	94072	(910)691-3000	9,188,702	668,110	8,520,592	0	DI LI
JEFFERSON-PILOT LIFE INS CO	NC	67865	(910)691-3000	16,595,715,526	15,728,294,634	867,420,892	23,694,370	DI LI
JEWELERS MUTUAL INS CO	WI	14354	(920)725-4326	172,856,651	74,874,332	97,982,319	1,563,640	CI MT PI SU
JLH INS CORP	AZ	---		Financial Information Not Available				CP
JMP CAPTIVE INS, INC	AZ	---		Financial Information Not Available				CP
JOHN ALDEN LIFE INS CO	WI	65080	(414)271-3011	587,378,462	480,587,767	106,790,695	23,969,618	DI LI
JOHN HANCOCK LIFE INS CO	MA	65099	(617)572-6000	72,433,102,483	68,466,790,828	3,966,311,656	41,525,557	DI LI VA VL
JOHN HANCOCK LIFE INS CO (U.S.A.)	MI	65838	(416)926-0100	88,363,987,190	87,418,944,550	945,042,640	314,337,937	DI LI VA VL
JOHN HANCOCK VARIABLE LIFE INS CO	MA	90204	(617)572-6000	14,100,396,852	13,347,661,150	752,735,702	25,479,300	DI LI VA VL

Company Names: CO = COMPANY CORP = CORPORATION INS = INSURANCE RRG = RISK RETENTION GROUP  
 CE = CERTIFICATE OF EXEMPTION ( WITH LINES OF AUTHORITY )  
 Authorized Lines: CI = CASUALTY CP = CAPTIVE INSURER CW = CASUALTY WITH WORKERS' COMPENSATION DI = DISABILITY DS = DENTAL SERVICE  
 HC = HEALTH CARE SERVICES ORGANIZATION HS = HOSPITAL SERVICE LC = LIFE CARE PROVIDER LP = LIFE CARE PROVIDER PROVISIONAL PERMIT  
 LI = LIFE LR = LIFE AND DISABILITY REINSURANCE MG = MORTGAGE GUARANTY MR = MECHANICAL REIMBURSEMENT REINSURANCE MS = MEDICAL SERVICE  
 MT = MARINE AND TRANSPORTATION OS = OPTOMETRIC SERVICE PD = PREPAID DENTAL PLAN PI = PROPERTY PL = PREPAID LEGAL  
 RG = DOMESTIC RISK RETENTION GROUP SU = SURETY TI = TITLE UR = UNAFFILIATED CREDIT LIFE AND DISABILITY REINSURANCE VA = VARIABLE ANNUITY  
 VE = VEHICLE VL = VARIABLE LIFE

Financial information is as of 12/31/2005 unless alternative fiscal year end is indicated.  
 † Fiscal year financial information due August 1 or November 1, 2006 pursuant to A.R.S. § 20-1083.  
 ‡ Financial information was not required during this period or is not available due to regulatory action or notification of merger or withdrawal.  
 \* DBA (Doing Business As)  
 \*\* Life Care Facility

**INSURERS AUTHORIZED IN ARIZONA AS OF DECEMBER 31, 2005 - (continued)**

NAME	DOMICILE	NAIC #	TELEPHONE	ASSETS	LIABILITIES	CAPITAL & SURPLUS	ARIZONA PREMIUMS	AUTHORIZED LINES
KANAWHA INS CO	SC	65110	(803)283-5300	575,243,216	490,180,050	85,063,166	1,645,450	DI LI
KANSAS BANKERS SURETY CO, THE	KS	15962	(785)228-0000	146,869,829	27,563,361	119,306,468	87,661	CI SU
KANSAS CITY FIRE AND MARINE INS CO	SC	20885	(312)822-5000	25,101,463	394,481	24,706,982	(6,897)	CW DI MT PI SU VE
KANSAS CITY LIFE INS CO	MO	65129	(816)753-7000	3,333,589,811	2,993,628,447	339,961,364	4,493,625	DI LI VA VL
KELLEY LIFE INS CO	AZ	---	(480)607-1602	Financial Information Not Available †				UR
KEMPER CASUALTY INS CO	IL	27138	(847)320-2000	26,437,240	3,989,026	22,448,214	0	CW DI MT PI SU VE
KEMPER INDEPENDENCE INS CO	IL	10914	(904)245-5600	55,470,930	40,344,949	15,125,980	0	CI MT PI VE
KEMPER INVESTORS LIFE INS CO	IL	90557	(206)232-8400	17,324,156,009	16,913,378,301	410,777,708	3,573,423	DI LI VA VL
KEY BANK LIFE INS, LTD	AZ	85324	(602)254-5866	10,054,674	7,683,112	2,371,563	0	LR
KEY LIFE INS CO	IN	86843	(317)231-2700	39,636,135	37,273,072	2,363,063	0	LI
KEYSTONE STATE LIFE INS CO	PA	90344	(847)402-5000	54,027,572	38,583,271	15,444,301	68,993	LI
KLEIN LIFE INS CO	AZ	---	(480)607-1602	Financial Information Not Available †				UR
KNIGHTS OF COLUMBUS	CT	58033	(203)752-4000	12,277,594,847	10,684,070,862	1,593,523,985	4,764,586	DI LI
LA LOMA VILLAGE **	AZ	---	(623)975-8030	42,881,184	47,630,975	(4,749,791)	0	LC
LAFAYETTE LIFE INS CO, THE	IN	65242	(765)477-7411	1,762,635,020	1,648,245,240	114,389,780	4,040,591	DI LI
LANCER INS CO	IL	26077	(516)431-4441	474,769,487	392,612,912	82,156,575	2,651,174	CI MT PI SU VE
LAND TITLE INS CORP	CO	50002	(303)321-1880	14,905,971	5,380,412	9,525,559	0	TI
LANDCAR CASUALTY CO	UT	37109	(801)563-4100	6,367,024	3,531,037	2,835,987	354,464	CI
LANDCAR LIFE INS CO	UT	92274	(801)563-4100	31,015,701	12,261,117	18,754,584	442,446	DI LI
LANDMARK INS CO	CA	35637	(212)770-7000	299,991,270	201,643,949	98,347,321	0	CI MT PI SU VE
LAURIER INDEMNITY CO	WI	35246	(414)908-8606	23,715,181	9,690,068	14,025,113	0	CW SU
LAWYERS TITLE INS CORP	VA	50024	(804)267-8000	707,608,723	481,808,571	225,800,152	63,727,036	TI
LEADER INS CO	OH	11738	(972)801-8300	27,799,328	8,051,607	19,747,721	27,407	CI DI MT PI SU VE
LEAFRE REINSURANCE CO	AZ	60032	(212)967-8600	1,866,657	126,808	1,739,849	0	LR
LEHMAN INS CO	AZ	40037	(646)497-4857	22,705,728	3,277,568	19,428,160	0	SU
LENDERS PROTECTION ASSURANCE CO RRG	NE	11500	(888)453-5125	2,287,240	73,893	2,213,347	6,422	CI
LEWER LIFE INS CO	MO	71595	(816)753-4390	26,641,648	19,622,331	7,019,318	0	DI LI
LEWIS & CLARK LTC RRG, INC	NV	11947	(678)781-2400	4,413,368	2,633,581	1,779,788	0	CI
LEXINGTON NATIONAL INS CORP	MD	37940	(410)625-0800	31,491,953	22,949,078	8,542,875	14,110	SU
LEXON INS CO	TX	13307	(502)253-6500	60,363,477	27,273,273	33,090,204	1,589,157	SU
LIBERTY BANKERS LIFE INS CO	OK	68543	(972)484-6063	307,932,000	279,570,815	28,361,185	3,306,965	DI LI
LIBERTY INS CORP	IL	42404	(617)357-9500	1,632,838,998	1,342,042,028	290,796,970	11,694,325	CW MT PI VE
LIBERTY INS UNDERWRITERS INC	NY	19917	(212)208-4200	135,118,739	68,391,875	66,726,864	3,106,458	CI MT PI SU VE
LIBERTY LIFE ASSURANCE CO OF BOSTON	MA	65315	(603)749-2600	9,026,133,072	8,594,448,510	431,684,562	4,140,362	DI LI VL
LIBERTY LIFE INS CO	SC	65323	(803)268-8111	1,592,594,161	1,291,413,971	301,180,190	1,681,623	DI LI
LIBERTY MUTUAL FIRE INS CO	MA	23035	(617)357-9500	3,016,812,078	2,186,837,908	829,974,170	111,389,825	CW DI MT PI SU VE
LIBERTY MUTUAL INS CO	MA	23043	(617)357-9500	26,011,608,289	18,086,911,457	7,924,696,832	17,181,740	CW DI MT PI SU VE
LIBERTY NATIONAL LIFE INS CO	AL	65331	(205)325-2722	4,565,746,878	4,049,622,407	516,124,471	3,298,286	DI LI
LIBERTY PERSONAL INS CO	MI	11746	(617)357-9500	22,103,880	1,050,379	21,053,501	0	CI DI MT PI SU VE

Company Names: CO = COMPANY CORP = CORPORATION INS = INSURANCE RRG = RISK RETENTION GROUP  
 CE = CERTIFICATE OF EXEMPTION ( WITH LINES OF AUTHORITY )  
 Authorized Lines: CI = CASUALTY CP = CAPTIVE INSURER CW = CASUALTY WITH WORKERS' COMPENSATION DI = DISABILITY DS = DENTAL SERVICE  
 HC = HEALTH CARE SERVICES ORGANIZATION HS = HOSPITAL SERVICE LC = LIFE CARE PROVIDER LP = LIFE CARE PROVIDER PROVISIONAL PERMIT  
 LI = LIFE LR = LIFE AND DISABILITY REINSURANCE MG = MORTGAGE GUARANTY MR = MECHANICAL REIMBURSEMENT REINSURANCE MS = MEDICAL SERVICE  
 MT = MARINE AND TRANSPORTATION OS = OPTOMETRIC SERVICE PD = PREPAID DENTAL PLAN PI = PROPERTY PL = PREPAID LEGAL  
 RG = DOMESTIC RISK RETENTION GROUP SU = SURETY TI = TITLE UR = UNAFFILIATED CREDIT LIFE AND DISABILITY REINSURANCE VA = VARIABLE ANNUITY  
 VE = VEHICLE VL = VARIABLE LIFE

Financial information is as of 12/31/2005 unless alternative fiscal year end is indicated.  
 † Fiscal year financial information due August 1 or November 1, 2006 pursuant to A.R.S. § 20-1083.  
 ‡ Financial information was not required during this period or is not available due to regulatory action or notification of merger or withdrawal.  
 \* DBA (Doing Business As)  
 \*\* Life Care Facility

**INSURERS AUTHORIZED IN ARIZONA AS OF DECEMBER 31, 2005 - (continued)**

NAME	DOMICILE	NAIC #	TELEPHONE	ASSETS	LIABILITIES	CAPITAL & SURPLUS	ARIZONA PREMIUMS	AUTHORIZED LINES
LIFE INS CO OF NORTH AMERICA	PA	65498	(215)761-6853	5,537,876,783	4,855,477,629	682,399,154	11,474,257	DI LI
LIFE INS CO OF THE SOUTHWEST	TX	65528	(214)638-7100	4,658,104,452	4,417,462,044	240,642,408	15,302,889	DI LI VA VL
LIFE INVESTORS INS CO OF AMERICA	IA	64130	(319)398-8511	10,194,151,166	9,689,041,440	505,109,726	14,683,000	DI LI VL
LIFE OF THE SOUTH INS CO	GA	97691	(904)350-9660	49,078,531	35,469,830	13,608,701	0	DI LI
LIFECARE ASSURANCE CO	AZ	91898	(818)887-4436	352,141,748	316,177,268	35,964,480	0	DI LI
LIFERE INS CO	TX	66613	(210)357-1000	16,462,426	6,019,938	10,442,488	0	DI LI
LIFEWISE ASSURANCE CO	WA	94188	(425)918-4000	57,247,969	26,673,239	30,574,730	85,409	DI LI
LIFEWISE HEALTH PLAN OF ARIZONA, INC	WA	65105	(480)425-2300	31,341,675	10,320,382	21,021,293	16,229,789	DI LI
LINCOLN BENEFIT LIFE CO	NE	65595	(847)402-5000	3,075,172,896	2,807,672,180	267,500,717	91,207,245	DI LI VA VL
LINCOLN GENERAL INS CO	PA	33855	(717)757-0000	500,277,447	355,589,294	144,688,153	25,029,500	CW MT PI SU VE
LINCOLN HERITAGE LIFE INS CO	IL	65927	(602)957-1650	514,320,077	434,901,533	79,418,544	3,099,941	DI LI
LINCOLN MEMORIAL LIFE INS CO	TX	69833	(512)328-0075	109,506,949	96,309,216	13,197,733	676,906	DI LI
LINCOLN MUTUAL LIFE AND CASUALTY INS CO	ND	65641	(800)325-6915	32,269,532	22,622,432	9,647,100	5,411	DI LI
LINCOLN NATIONAL LIFE INS CO, THE	IN	65676	(219)455-2000	95,380,517,047	92,165,800,797	3,214,716,250	245,274,522	DI LI VA VL
LINCOLNWAY LIFE INS CO	AZ	---	(847)572-6864	Financial Information Not Available †				UR
LIVINGSTON LIFE INS CO	AZ	---	(602)254-5866	Financial Information Not Available †				UR
LM GENERAL INS CO	DE	36447	(617)357-5900	21,591,181	6,765,308	14,825,873	(386,467)	CI DI MT PI VE
LM INS CORP	IA	33600	(617)357-9500	61,576,125	43,048,167	18,527,958	739,341	CW DI MT PI SU VE
LM PERSONAL INS CO	DE	36439	(617)357-9500	23,010,492	7,277,517	15,732,975	(7,756)	CW DI MT PI VE
LM PROPERTY AND CASUALTY INS CO	IN	32352	(617)357-9900	996,278,146	294,908,687	701,369,459	(776,177)	CW DI MT PI SU VE
LONDON LIFE REINSURANCE CO	PA	76694	(215)542-7200	1,496,119,562	1,426,501,169	69,618,393	0	DI LI
LOYAL AMERICAN LIFE INS CO	OH	65722	(800)633-6752	447,833,369	404,471,240	43,362,129	604,702	DI LI
LOYAL CHRISTIAN BENEFIT ASSOCIATION	PA	56758	(814)453-4331	144,470,390	138,499,131	5,971,259	5,374	LI
LP CAPTIVE, INC	AZ	---		Financial Information Not Available				CP
LUMBER MUTUAL INS CO	MA	14435	(508)872-8111	52,410,995	47,116,466	5,294,536	0	REHABILITATION
LUMBERMENS MUTUAL CASUALTY CO	IL	22977	(708)320-2000	2,735,065,059	2,566,751,908	168,313,151	(3,573)	CW DI MT PI SU VE
LUMBERMEN'S UNDERWRITING ALLIANCE	MO	23108	(561)994-1900	360,891,252	263,414,261	97,476,991	904,513	CW MT PI SU VE
LYNDON PROPERTY INS CO	MO	35769	(636)536-5600	400,454,154	237,218,679	163,235,475	6,457,734	CI DI MT PI SU VE
M & I INS CO OF ARIZONA, INC	AZ	98981	(414)298-2933	4,962,021	1,113,609	3,848,412	0	LR
M&T LIFE INS CO	AZ	91111	(602)254-5866	32,436,811	9,571,929	22,864,883	0	LR
MADISON NATIONAL LIFE INS CO, INC	WI	65781	(608)238-2691	759,364,724	630,040,890	129,323,834	900,333	DI LI
MAGELLAN LIFE INS CO	DE	97292	(314)387-5602	5,673,573	1,116,123	4,557,450	0	DI LI
MAJESTIC INS CO	CA	42269	(415)777-5557	174,938,059	131,569,740	43,368,319	2,386	CW
MAMSI LIFE AND HEALTH INS CO	MD	60321	(301)309-2863	139,396,027	71,466,188	67,929,839	0	DI LI
MANHATTAN LIFE INS CO, THE	NY	65870	(713)529-0045	400,457,058	356,810,010	43,647,048	206,722	DI LI
MANHATTAN NATIONAL LIFE INS CO	IL	67083	(513)357-3300	264,969,278	230,723,276	34,246,002	555,829	DI LI
MANUFACTURERS ALLIANCE INS CO	PA	36897	(610)397-5000	181,720,298	124,165,204	57,555,094	162,323	CW DI MT PI SU VE
MANUFACTURERS LIFE INS CO (U.S.A.), THE	MI	65838	Name changed 1/1/05, now known as JOHN HANCOCK LIFE INS CO (U.S.A.)					
MANULIFE INS CO	DE	93610	(617)572-6000	546,444,146	431,024,834	115,419,312	48,787	DI LI VL

Company Names: CO = COMPANY CORP = CORPORATION INS = INSURANCE RRG = RISK RETENTION GROUP  
 CE = CERTIFICATE OF EXEMPTION ( WITH LINES OF AUTHORITY )  
 Authorized Lines: CI = CASUALTY CP = CAPTIVE INSURER CW = CASUALTY WITH WORKERS' COMPENSATION DI = DISABILITY DS = DENTAL SERVICE  
 HC = HEALTH CARE SERVICES ORGANIZATION HS = HOSPITAL SERVICE LC = LIFE CARE PROVIDER LP = LIFE CARE PROVIDER PROVISIONAL PERMIT  
 LI = LIFE LR = LIFE AND DISABILITY REINSURANCE MG = MORTGAGE GUARANTY MR = MECHANICAL REIMBURSEMENT REINSURANCE MS = MEDICAL SERVICE  
 MT = MARINE AND TRANSPORTATION OS = OPTOMETRIC SERVICE PD = PREPAID DENTAL PLAN PI = PROPERTY PL = PREPAID LEGAL  
 RG = DOMESTIC RISK RETENTION GROUP SU = SURETY TI = TITLE UR = UNAFFILIATED CREDIT LIFE AND DISABILITY REINSURANCE VA = VARIABLE ANNUITY  
 VE = VEHICLE VL = VARIABLE LIFE

Financial information is as of 12/31/2005 unless alternative fiscal year end is indicated.

† Fiscal year financial information due August 1 or November 1, 2006 pursuant to A.R.S. § 20-1083.

‡ Financial information was not required during this period or is not available due to regulatory action or notification of merger or withdrawal.

\* DBA (Doing Business As)

\*\* Life Care Facility

**INSURERS AUTHORIZED IN ARIZONA AS OF DECEMBER 31, 2005 - (continued)**

NAME	DOMICILE	NAIC #	TELEPHONE	ASSETS	LIABILITIES	CAPITAL & SURPLUS	ARIZONA PREMIUMS	AUTHORIZED LINES
MARATHON FINANCIAL INS CO, INC A RRG	SC	11117	(618)628-3090	10,688,411	7,987,501	2,700,910	0	CI
MARICOPA CAPTIVE INS CO, INC	FY Ending 03/31/2005	AZ	---	Financial Information Not Available				CP
MARKEL AMERICAN INS CO	VA	28932	(804)527-2700	394,729,273	303,831,265	90,898,008	6,330,688	CI MT PI VE
MARKEL INS CO	IL	38970	(800)431-1270	541,548,831	395,611,509	145,937,322	2,688,561	CW DI MT PI SU VE
MARQUETTE INDEMNITY & LIFE INS CO	AZ	87394	(602)254-5866	10,767,485	5,044,001	5,723,484	0	DI LI
MARQUETTE NATIONAL LIFE INS CO	TX	71072	(407)628-1776	7,081,615	546,641	6,534,974	0	DI LI
MARYLAND CASUALTY CO	MD	19356	(847)605-6000	454,229,849	65,675,825	388,554,025	16,382,127	CW DI MT PI SU VE
MASSACHUSETTS BAY INS CO	NH	22306	(508)853-7200	23,407,733	4,057	23,403,676	38,137	CW MT PI VE
MASSACHUSETTS MUTUAL LIFE INS CO	MA	65935	(413)788-8411	100,693,987,685	94,005,522,077	6,688,465,608	77,178,082	DI LI VA VL
MAXUM CASUALTY INS CO	GA	10784	(678)597-4500	10,219,772	1,510,276	8,709,497	134,360	CI MT PI SU VE
MAYFLOWER INS CO, LTD, THE	SC	22152	(312)822-5000	26,936,047	75,928	26,860,119	0	CW DI MT PI SU VE
MAYFLOWER NATIONAL LIFE INS CO	IN	87750	(504)561-7700	304,938,032	254,297,351	50,640,681	780,357	DI LI
MBIA INS CORP	NY	12041	(914)273-4545	11,037,019,308	7,236,620,543	3,800,398,765	3,899,533	SU
MBIA INS CORP OF ILLINOIS	IL	23825	(914)273-4545	178,384,259	2,051,220	176,333,039	0	CI MT SU
MCCARTHY LIFE INS CO	AZ	---	(847)572-6864	Financial Information Not Available †				UR
MEDAMERICA INS CO	PA	69515	(412)919-8114	315,134,562	283,595,823	31,538,739	561,320	DI LI
MEDAMERICA MUTUAL RRG, INC	HI	26257	(925)949-0101	25,633,216	15,783,862	9,849,354	0	CI
MEDCO CONTAINMENT LIFE INS CO	PA	63762	(201)269-3400	41,202,926	4,618,343	36,584,583	0	DI LI
MEDICAL ASSURANCE CO, INC, THE	AL	33391	(205)877-4400	1,570,706,676	1,242,042,841	328,663,835	0	CI
MEDICAL INS EXCHANGE OF CALIFORNIA	CA	32433	(510)428-9411	318,015,589	209,660,722	108,354,867	0	CI
MEDICAL MANAGEMENT CAPTIVE INS CO	AZ	---		Financial Information Not Available				CP
MEDICAL PROTECTIVE CO, THE	IN	11843	(219)485-9622	2,254,936,087	1,683,605,569	571,330,518	8,905,314	CI
MEDICAL SAVINGS INS CO	IN	74217	(317)329-8222	52,960,349	44,106,795	8,853,554	1,802,269	DI LI
MEDICO LIFE INS CO	NE	71471	(402)391-6900	135,172,275	116,864,357	18,307,919	695,497	DI LI
MEDMARC CASUALTY INS CO	VT	22241	(703)273-1995	97,146,148	58,246,446	38,899,702	1,203,448	CI MT SU VE
MEGA LIFE AND HEALTH INS CO, THE	OK	97055	(817)255-3100	1,254,390,809	887,584,748	366,806,061	25,590,141	DI LI
MEMBER SERVICE LIFE INS CO	OK	88420	(918)560-3200	42,499,792	13,614,431	28,885,361	0	DI LI
MEMBERS LIFE INS CO	WI	86126	(608)238-5851	794,891,106	763,965,464	30,925,641	24,805	DI LI
MEMBERSELECT INS CO	MI	21229	(313)336-1234	213,053,605	88,450,431	124,603,174	0	CI MT PI SU VE
MEMIC INDEMNITY CO	NH	11030	(603)695-6601	113,055,237	65,425,945	47,629,292	0	CW
MEMORIAL CAPTIVE INS CO	AZ	---		Financial Information Not Available				CP
MENDAKOTA INS CO	MN	22454	(651)688-4100	21,885,040	12,456,407	9,428,633	0	CW MT PI SU VE
MENDOTA INS CO	MN	33650	(651)310-4100	100,787,942	61,544,703	39,243,239	7,820,103	CI MT PI VE
MENLO LIFE INS CO	AZ	71749	(714)429-2610	3,980,374	340,000	3,640,374	0	SUSPENDED
MENNONITE MUTUAL AID ASSOCIATION	IN	57991	(219)533-9511	318,966,719	239,032,398	79,934,321	128,998	DI LI
MENTAL HEALTH RRG, INC	VT	44237	(802)860-1958	13,272,186	7,892,831	5,379,355	313,368	CI
MERASTAR INS CO	TN	31968	(423)296-7400	91,389,110	69,282,022	22,107,088	747,835	CI MT PI VE
MERCANTILE LIFE INS CO	AZ	---	(602)439-4322	Financial Information Not Available †				UR
MERCHANTS BONDING CO (MUTUAL)	IA	14494	(515)243-8171	57,936,161	16,576,618	41,359,543	3,758,194	CI SU

Company Names: **CO** = COMPANY **CORP** = CORPORATION **INS** = INSURANCE **RRG** = RISK RETENTION GROUP  
 Authorized Lines: **CE** = CERTIFICATE OF EXEMPTION ( WITH LINES OF AUTHORITY )  
**CI** = CASUALTY **CP** = CAPTIVE INSURER **CW** = CASUALTY WITH WORKERS' COMPENSATION **DI** = DISABILITY **DS** = DENTAL SERVICE  
**HC** = HEALTH CARE SERVICES ORGANIZATION **HS** = HOSPITAL SERVICE **LC** = LIFE CARE PROVIDER **LP** = LIFE CARE PROVIDER PROVISIONAL PERMIT  
**LI** = LIFE **LR** = LIFE AND DISABILITY REINSURANCE **MG** = MORTGAGE GUARANTY **MR** = MECHANICAL REIMBURSEMENT REINSURANCE **MS** = MEDICAL SERVICE  
**MT** = MARINE AND TRANSPORTATION **OS** = OPTOMETRIC SERVICE **PD** = PREPAID DENTAL PLAN **PI** = PROPERTY **PL** = PREPAID LEGAL  
**RG** = DOMESTIC RISK RETENTION GROUP **SU** = SURETY **TI** = TITLE **UR** = UNAFFILIATED CREDIT LIFE AND DISABILITY REINSURANCE **VA** = VARIABLE ANNUITY  
**VE** = VEHICLE **VL** = VARIABLE LIFE

Financial information is as of 12/31/2005 unless alternative fiscal year end is indicated.

† Fiscal year financial information due August 1 or November 1, 2006 pursuant to A.R.S. § 20-1083.

‡ Financial information was not required during this period or is not available due to regulatory action or notification of merger or withdrawal.

\* DBA (Doing Business As)

\*\* Life Care Facility

**INSURERS AUTHORIZED IN ARIZONA AS OF DECEMBER 31, 2005 - (continued)**

NAME	DOMICILE	NAIC #	TELEPHONE	ASSETS	LIABILITIES	CAPITAL & SURPLUS	ARIZONA PREMIUMS	AUTHORIZED LINES
MERCURY CASUALTY CO	CA	11908	(323)937-1060	2,274,315,045	1,031,939,170	1,242,375,875	30,712,980	CI MT PI VE
MERIDIAN CITIZENS MUTUAL INS CO	IN	10502	(317)931-7000	24,927,276	13,274,155	11,653,121	0	CI MT PI VE
MERIDIAN INS CO	AZ	---		Financial Information Not Available				CP
MERIDIAN INS CORP	AZ	---	Name changed 12/19/05, now known as MERIDIAN INS CO					
MERIDIAN SECURITY INS CO	IN	23353	(317)931-7000	88,892,253	13,195,677	75,696,576	0	CI MT PI VE
MERIT LIFE INS CO	IN	65951	(812)424-8031	996,920,201	382,372,477	614,547,724	1,460,580	DI LI
MERRILL LYNCH LIFE INS CO	AR	79022	(609)274-6900	14,062,479,629	13,661,528,660	400,950,969	13,202,727	DI LI VA VL
METLIFE INVESTORS INS CO	MO	93513	(949)717-6536	9,278,846,964	9,103,435,403	175,411,561	31,951,750	DI LI VA VL
METLIFE INVESTORS USA INS CO	DE	61050	(813)801-2100	18,807,764,610	18,269,396,387	538,368,223	60,785,388	DI LI VA VL
METROPOLITAN CASUALTY INS CO	RI	40169	(401)827-2563	44,379,233	1,018,887	43,360,350	25,791,135	CI MT PI VE
METROPOLITAN DIRECT PROPERTY AND CASUALTY INS CO	RI	25321	(401)827-2400	23,315,566	498,428	22,817,137	2,751,531	CI DI MT PI SU VE
METROPOLITAN GENERAL INS CO	RI	39950	(401)827-2400	28,545,293	813,067	27,732,223	1,808,424	CI PI VE
METROPOLITAN GROUP PROPERTY AND CASUALTY INS CO	RI	34339	(401)827-2563	374,733,279	114,174,253	260,559,026	20,243,115	CI DI MT PI VE
METROPOLITAN LIFE INS CO	NY	65978	(813)801-2100	250,355,681,279	241,716,379,407	8,639,301,872	676,439,117	DI LI VA VL
METROPOLITAN PROPERTY AND CASUALTY INS CO	RI	26298	(401)827-2563	5,348,248,625	3,565,523,383	1,782,725,242	15,139,430	CI DI MT PI SU VE
METROPOLITAN TOWER LIFE INS CO	DE	97136	(212)578-2211	5,806,116,555	5,115,768,044	690,348,511	2,301,772	DI LI
MGA INS CO, INC	TX	40150	(972)629-4301	73,012,032	54,399,449	18,612,583	6,448,437	CI MT PI SU VE
MGIC ASSURANCE CORP	WI	22594	(414)347-6410	8,862,170	26,207	8,835,963	0	CI
MGIC CREDIT ASSURANCE CORP	WI	10682	(414)347-6480	44,492,930	6,744,207	37,748,723	0	MG
MGIC INDEMNITY CORP	WI	18740	(414)347-6410	22,025,048	456,086	21,568,962	1,753	MG
MIAMI VALLEY INS CO, THE	AZ	93793	(414)454-6818	10,111,321	6,005,040	4,106,281	0	LR
MIC GENERAL INS CORP	MI	38660	(314)493-8000	69,516,354	54,330,429	15,185,925	1,632,252	CI DI MT PI SU VE
MIC LIFE INS CORP	DE	85561	Name changed 12/13/05, now known as PERICO LIFE INS CO					
MIC PROPERTY AND CASUALTY INS CORP	MI	38601	(248)263-6909	420,499,598	366,817,627	53,681,971	872,571	CW MT PI SU VE
MICHIGAN MILLERS MUTUAL INS CO	MI	14508	(517)482-6211	302,406,119	182,664,887	119,741,232	0	CI MT PI SU VE
MID AMERICA INS CO	AZ	89869	(602)957-4647	6,862,752	1,859,118	5,003,634	0	LR
MIDAMERICA LIFE INS CO	NE	67679	(402)496-8000	9,078,030	336,547	8,741,483	0	DI LI
MID-CENTURY INS CO	CA	21687	(323)932-3200	3,238,194,024	2,755,187,467	483,006,557	89,635,735	CW DI MT PI SU VE
MID-CONTINENT CASUALTY CO	OK	23418	(918)587-7221	763,093,396	529,082,090	234,011,306	821,667	CI MT PI SU VE
MID-CONTINENT PREFERRED LIFE INS CO	OK	66001	(972)484-6063	7,469,274	3,898,840	3,570,434	0	REHABILITATION
MIDDLESEX INS CO	WI	23434	(715)346-6000	592,244,781	405,366,540	186,878,242	158,310	CW DI MT PI SU VE
MIDLAND NATIONAL LIFE INS CO	IA	66044	(605)335-5700	18,824,108,330	17,859,532,885	964,575,445	147,614,726	DI LI VA VL
MID-SOUTH INS CO	NE	79987	(402)496-8000	23,033,281	1,649,566	21,383,715	12,903	DI LI
MID-STATES LIFE INS CO	AZ	---	(847)572-6864	Financial Information Not Available †				UR
MIDSTATES REINSURANCE CORP	IL	20451	(937)428-6218	153,895,714	94,135,365	59,760,351	0	SUSPENDED
MIDWEST EMPLOYERS CASUALTY CO	DE	23612	(636)449-7000	194,417,362	74,432,420	119,984,942	3,031,929	CW SU
MIDWEST INS GROUP, INC, A RRG	AZ	11999		5,969,239	4,844,999	1,124,240	0	RG
MID-WEST NATIONAL LIFE INS CO OF TENN.	TX	66087	(817)255-3100	426,142,624	271,724,481	154,418,143	11,107,120	DI LI
MIDWEST PROVIDER INS CO, A RRG, INC	AZ	12147		4,291,725	3,776,253	515,472	0	RG

Company Names: CO = COMPANY CORP = CORPORATION INS = INSURANCE RRG = RISK RETENTION GROUP  
 CE = CERTIFICATE OF EXEMPTION ( WITH LINES OF AUTHORITY )  
 Authorized Lines: CI = CASUALTY CP = CAPTIVE INSURER CW = CASUALTY WITH WORKERS' COMPENSATION DI = DISABILITY DS = DENTAL SERVICE  
 HC = HEALTH CARE SERVICES ORGANIZATION HS = HOSPITAL SERVICE LC = LIFE CARE PROVIDER LP = LIFE CARE PROVIDER PROVISIONAL PERMIT  
 LI = LIFE LR = LIFE AND DISABILITY REINSURANCE MG = MORTGAGE GUARANTY MR = MECHANICAL REIMBURSEMENT REINSURANCE MS = MEDICAL SERVICE  
 MT = MARINE AND TRANSPORTATION OS = OPTOMETRIC SERVICE PD = PREPAID DENTAL PLAN PI = PROPERTY PL = PREPAID LEGAL  
 RG = DOMESTIC RISK RETENTION GROUP SU = SURETY TI = TITLE UR = UNAFFILIATED CREDIT LIFE AND DISABILITY REINSURANCE VA = VARIABLE ANNUITY  
 VE = VEHICLE VL = VARIABLE LIFE

Financial information is as of 12/31/2005 unless alternative fiscal year end is indicated.

† Fiscal year financial information due August 1 or November 1, 2006 pursuant to A.R.S. § 20-1083.

‡ Financial information was not required during this period or is not available due to regulatory action or notification of merger or withdrawal.

\* DBA (Doing Business As)

\*\* Life Care Facility



**INSURERS AUTHORIZED IN ARIZONA AS OF DECEMBER 31, 2005 - (continued)**

NAME	DOMICILE	NAIC #	TELEPHONE	ASSETS	LIABILITIES	CAPITAL & SURPLUS	ARIZONA PREMIUMS	AUTHORIZED LINES
MIDWEST SECURITY LIFE INS CO	WI	79480	(608)783-7130	92,093,478	47,605,476	44,488,002	0	DI LI
MIDWESTERN UNITED LIFE INS CO	IN	66109	(770)980-5100	254,856,773	165,214,452	89,642,321	76,277	DI LI
MII LIFE, INCORPORATED	MN	61522	(651)662-8000	101,558,496	58,136,408	43,422,088	393,653	DI LI
MILBANK INS CO	SD	41653	(614)464-5000	425,014,214	291,408,215	133,605,999	0	CI DI MT PI SU VE
MILWAUKEE CASUALTY INS CO	WI	26662	(262)207-8500	18,671,118	7,931,780	10,739,337	0	CI MT PI VE
MILWAUKEE INS CO	WI	14591	(262)207-8500	49,637,643	20,200,153	29,437,490	0	CI MT PI VE
MILWAUKEE SAFEGUARD INS CO	WI	40703	(262)207-8500	15,127,218	4,098,086	11,029,132	12,803	CI MT PI VE
MINNESOTA LAWYERS MUTUAL INS CO	MN	42234	(612)341-4530	85,583,654	37,003,033	48,580,621	274,554	CI
MINNESOTA LIFE INS CO	MN	66168	(651)665-3500	21,543,633,780	19,958,353,786	1,585,279,994	44,302,199	DI LI VA VL
MINNETONKA LIFE INS CO	AZ	---	(847)572-6864	Financial Information Not Available †				UR
MISSISSIPPI VALLEY LIFE INS CO	AZ	75396	(602)254-5866	6,430,797	159,718	6,271,079	0	LR
MITSUI SUMITOMO INS CO OF AMERICA	NY	20362	(908)604-2900	635,105,456	498,367,079	136,738,377	2,232,852	CW DI MT PI SU VE
MITSUI SUMITOMO INS USA INC	NY	22551	(908)604-2900	96,368,819	56,707,385	39,661,434	543,235	CW MT PI SU VE
MMA INS CO	IN	74209	(219)533-9511	18,569,548	6,625,368	11,944,180	0	DI LI
MML BAY STATE LIFE INS CO	CT	70416	(413)788-8411	4,377,380,396	4,159,622,512	217,757,884	1,862,240	DI LI VA VL
MOBILE USA INS CO	FL	32760	(727)546-8911	58,272,157	34,122,577	24,149,580	0	CI PI
MODERN LIFE INS CO OF ARIZONA, INC	AZ	88226	(513)943-7200	1,928,915	686,044	1,242,871	0	LR
MODERN SERVICE INS CO	MN	23655	(651)631-7000	25,764,259	5,122,464	20,641,795	0	CI MT PI VE
MODERN WOODMEN OF AMERICA	IL	57541	(309)786-6481	7,456,431,041	6,496,265,368	960,165,673	4,589,679	VA DI LI VL
MONARCH LIFE INS CO	MA	66265	(413)784-2000	985,103,647	973,473,999	11,629,649	368,623	REHABILITATION
MONITOR LIFE INS CO OF NEW YORK	NY	81442	(315)797-5200	9,622,773	3,850,032	5,772,745	23,857	DI LI
MONTEREY INS CO	CA	23540	(831)649-1155	45,795,914	28,533,650	17,262,265	1,322,771	CI MT PI VE
MONUMENTAL GENERAL CASUALTY CO	MD	31232	(410)392-8692	7,462,335	377,032	7,085,303	0	CW
MONUMENTAL LIFE INS CO	MD	66281	(410)685-2900	20,222,078,678	19,337,108,411	884,970,267	13,381,306	DI LI
MONY LIFE INS CO	NY	66370	(212)314-5648	11,022,767,778	10,054,208,445	968,559,333	4,384,958	DI LI VA VL
MONY LIFE INS CO OF AMERICA	AZ	78077	(212)314-3813	6,200,371,007	5,961,118,814	239,252,193	6,317,770	DI LI VA VL
MORTGAGE GUARANTY INS CORP	WI	29858	(414)347-6480	7,275,984,542	5,638,898,991	1,637,085,551	35,298,429	MG
MOTOR CLUB OF IOWA INS CO	IA	11983	(319)332-7400	28,911,523	1,400,742	27,510,780	0	DI
MOTORS INS CORP	MI	22012	(248)263-6900	8,368,687,313	5,867,599,773	2,501,087,539	886,920	PI SU VE
MOTORSPORT LIFE INS CO	AZ	---	(847)572-6864	Financial Information Not Available †				UR
MOUNTAIN LIFE INS CO	TN	80020	(423)970-2800	11,415,211	8,085,593	3,329,618	0	DI LI
MOUNTAIN NATIONAL LIFE INS CO	AZ	---	(602)254-5866	Financial Information Not Available †				UR
MOUNTAIN WEST FARM BUREAU MUTUAL INS CO	WY	29440	(307)745-4835	297,533,831	144,477,683	153,056,148	1,672,384	CI PI VE
MSIIL CAPTIVE INS CO	FY Ending 11/30/2005	AZ	---	Financial Information Not Available				CP
MTL INS CO	IL	66427	(630)990-1000	1,227,164,932	1,121,519,578	105,645,354	1,578,208	DI LI VL
MUNICH AMERICAN REASSURANCE CO	GA	66346	(770)394-5665	3,923,118,955	3,390,873,207	532,245,748	0	DI LI
MUTUAL INS CO OF ARIZONA	AZ	32832	(602)956-5276	758,163,499	523,158,922	235,004,580	166,786,252	CI
MUTUAL OF AMERICA LIFE INS CO	NY	88668	(212)224-1600	11,838,778,049	11,036,949,649	801,828,400	10,181,016	DI LI VA VL
MUTUAL OF ENUMCLAW INS CO	WA	14761	(800)366-5551	515,092,260	329,714,305	185,377,955	0	CI MT PI VE

Company Names: **CO** = COMPANY **CORP** = CORPORATION **INS** = INSURANCE **RRG** = RISK RETENTION GROUP  
 Authorized Lines: **CE** = CERTIFICATE OF EXEMPTION ( WITH LINES OF AUTHORITY )  
**CI** = CASUALTY **CP** = CAPTIVE INSURER **CW** = CASUALTY WITH WORKERS' COMPENSATION **DI** = DISABILITY **DS** = DENTAL SERVICE  
**HC** = HEALTH CARE SERVICES ORGANIZATION **HS** = HOSPITAL SERVICE **LC** = LIFE CARE PROVIDER **LP** = LIFE CARE PROVIDER PROVISIONAL PERMIT  
**LI** = LIFE **LR** = LIFE AND DISABILITY REINSURANCE **MG** = MORTGAGE GUARANTY **MR** = MECHANICAL REIMBURSEMENT REINSURANCE **MS** = MEDICAL SERVICE  
**MT** = MARINE AND TRANSPORTATION **OS** = OPTOMETRIC SERVICE **PD** = PREPAID DENTAL PLAN **PI** = PROPERTY **PL** = PREPAID LEGAL  
**RG** = DOMESTIC RISK RETENTION GROUP **SU** = SURETY **TI** = TITLE **UR** = UNAFFILIATED CREDIT LIFE AND DISABILITY REINSURANCE **VA** = VARIABLE ANNUITY  
**VE** = VEHICLE **VL** = VARIABLE LIFE

Financial information is as of 12/31/2005 unless alternative fiscal year end is indicated.  
 † Fiscal year financial information due August 1 or November 1, 2006 pursuant to A.R.S. § 20-1083.  
 ‡ Financial information was not required during this period or is not available due to regulatory action or notification of merger or withdrawal.  
 \* DBA (Doing Business As)  
 \*\* Life Care Facility

**INSURERS AUTHORIZED IN ARIZONA AS OF DECEMBER 31, 2005 - (continued)**

NAME	DOMICILE	NAIC #	TELEPHONE	ASSETS	LIABILITIES	CAPITAL & SURPLUS	ARIZONA PREMIUMS	AUTHORIZED LINES	
MUTUAL OF OMAHA INS CO	NE	71412	(402)342-7600	4,150,150,794	2,400,776,214	1,749,374,580	33,201,127	DI LI	
MUTUAL PROTECTIVE INS CO	NE	31119	(402)391-6900	283,678,639	253,383,967	30,294,673	3,151,278	DI	
MUTUAL SERVICE LIFE INS CO	MN	66419	(651)631-7000	355,457,866	303,923,756	51,534,110	84,326	DI LI VA	
NATIONAL ALLIANCE INS CO	MO	30945	(314)493-8000	25,386,177	4,582,241	20,803,936	0	CI MT PI VE	
NATIONAL AMERICAN INS CO	OK	23663	(405)258-4262	133,778,001	86,493,442	47,284,559	692,594	CW MT PI SU VE	
NATIONAL AMERICAN INS CO OF CALIFORNIA	CA	23671	(562)279-1300	47,594,506	30,252,830	17,341,676	0	CW MT PI SU VE	
NATIONAL BENEFIT LIFE INS CO	NY	61409	(212)615-7500	809,556,115	485,408,581	324,147,534	437,221	DI LI	
NATIONAL CASUALTY CO	WI	11991	(480)365-4000	103,043,243	6,448,497	96,594,746	4,020,563	CI DI MT PI SU VE	
NATIONAL CATHOLIC RRG, INC (THE)	VT	10083	(802)651-3351	68,259,104	34,484,985	33,774,118	0	CI	
NATIONAL CONTINENTAL INS CO	NY	10243	(440)461-5000	94,774,089	53,516,320	41,257,769	43,327	CI DI MT PI SU VE	
NATIONAL CONTRACTORS INS CO, INC, A RRG	DC	12293	(843)810-1423	1,715,841	1,061,399	654,442	178,802	CI	
NATIONAL FARMERS UNION LIFE INS CO	TX	66540	(816)391-2000	291,610,373	251,004,803	40,605,570	136,334	DI LI	
NATIONAL FARMERS UNION PROPERTY AND CASUALTY CO	CO	16217	(303)337-5500	262,813,946	163,692,786	99,121,160	345,119	CW DI MT PI SU VE	
NATIONAL FINANCIAL INS CO	TX	90956	(817)878-3300	12,662,866	10,437,369	2,225,497	115,334	DI LI	
NATIONAL FIRE AND INDEMNITY EXCHANGE	MO	15679	(314)832-1118	13,225,397	7,874,570	5,350,827	145,935	CI MT PI	
NATIONAL FIRE INS CO OF HARTFORD	CT	20478	(312)822-5000	203,169,191	32,306,128	170,863,063	5,003,550	CW DI MT PI SU VE	
NATIONAL FOUNDATION LIFE INS CO	TX	98205	(817)878-3300	46,983,994	37,373,285	9,610,709	280,068	DI LI	
NATIONAL GENERAL ASSURANCE CO	MO	42447	(314)493-8000	31,301,253	22,325,403	8,975,850	12,925,232	CI MT PI VE	
NATIONAL GENERAL INS CO	MO	23728	(314)493-8000	109,441,065	68,479,262	40,961,803	6,307,374	CI PI VE	
NATIONAL GRANGE MUTUAL INS CO	FL	14788	<i>Name changed 10/27/05, now known as NGM INS CO</i>						
NATIONAL GUARANTY INS CO	AZ	12068	(505)471-1133	1,719,464	513,386	1,206,078	12,293	CI DI MT PI SU VE	
NATIONAL GUARDIAN LIFE INS CO	WI	66583	(608)257-5611	1,349,182,060	1,209,255,181	139,926,879	10,676,954	DI LI	
NATIONAL HEALTH INS CO	TX	82538	(817)640-1900	40,388,635	33,111,557	7,277,078	978,857	SUSPENDED	
NATIONAL HEALTHCARE REINSURANCE CO	AZ	60080	(562)901-1026	120,528	0	120,528	0	LR	
NATIONAL HOME INS CO, A RRG	CO	44016	(303)368-7180	57,045,777	41,567,214	15,478,563	2,315,875	CI	
NATIONAL INDEMNITY CO	NE	20087	(402)536-3000	62,010,570,439	33,290,182,875	28,720,387,564	9,190,921	CW DI MT PI SU VE	
NATIONAL INDEPENDENT TRUCKERS INS CO, A RRG	SC	11197	(843)766-2327	6,966,973	4,798,504	2,168,469	0	CI VE	
NATIONAL INS ASSOCIATION	IN	27944	(617)357-9500	22,212,173	12,593,950	9,618,223	83,167	VE	
NATIONAL INS UNDERWRITERS	AR	23736	<i>Name changed 11/30/05, now known as DIRECT NATIONAL INS CO</i>						
NATIONAL INTERSTATE INS CO	OH	32620	(330)659-8900	384,944,018	262,118,747	122,825,271	4,778,218	CW MT PI SU VE	
NATIONAL LIABILITY & FIRE INS CO	CT	20052	(402)536-3000	882,950,324	576,219,997	306,730,327	3,125,518	CW MT PI VE	
NATIONAL LIFE INS CO	VT	66680	(802)229-3333	7,901,244,304	7,277,779,268	623,465,036	6,510,571	DI LI VA VL	
NATIONAL LLOYDS INS CO	TX	15474	(817)756-5531	160,473,576	79,337,284	81,136,292	1,733	CI PI VE	
NATIONAL MUTUAL BENEFIT	WI	56073	(608)833-1936	234,959,708	209,499,693	25,460,015	81,247	DI LI	
NATIONAL PENN LIFE INS CO	AZ	70556	(602)254-5866	766,938	331,220	435,718	0	LR	
NATIONAL PROTECTIVE LIFE INS CO	AZ	63347	(602)200-6900	1,528,042	424,764	1,103,278	0	LR	
NATIONAL REINSURANCE CORP	DE	34835	(203)328-5000	868,549,126	199,920,246	668,628,880	0	CI DI MT PI SU	
NATIONAL SECURITY LIFE AND ANNUITY CO	NY	85472	(877)446-6060	60,247,123	39,511,844	20,735,279	0	LI	
NATIONAL SERVICE CONTRACT INS CO RRG, INC	DC	10234	(703)812-8425	18,691,986	6,148,301	12,543,685	42,647	CI	

Company Names: CO = COMPANY CORP = CORPORATION INS = INSURANCE RRG = RISK RETENTION GROUP  
 CE = CERTIFICATE OF EXEMPTION ( WITH LINES OF AUTHORITY )  
 Authorized Lines: CI = CASUALTY CP = CAPTIVE INSURER CW = CASUALTY WITH WORKERS' COMPENSATION DI = DISABILITY DS = DENTAL SERVICE  
 HC = HEALTH CARE SERVICES ORGANIZATION HS = HOSPITAL SERVICE LC = LIFE CARE PROVIDER LP = LIFE CARE PROVIDER PROVISIONAL PERMIT  
 LI = LIFE LR = LIFE AND DISABILITY REINSURANCE MG = MORTGAGE GUARANTY MR = MECHANICAL REIMBURSEMENT REINSURANCE MS = MEDICAL SERVICE  
 MT = MARINE AND TRANSPORTATION OS = OPTOMETRIC SERVICE PD = PREPAID DENTAL PLAN PI = PROPERTY PL = PREPAID LEGAL  
 RG = DOMESTIC RISK RETENTION GROUP SU = SURETY TI = TITLE UR = UNAFFILIATED CREDIT LIFE AND DISABILITY REINSURANCE VA = VARIABLE ANNUITY  
 VE = VEHICLE VL = VARIABLE LIFE

Financial information is as of 12/31/2005 unless alternative fiscal year end is indicated.  
 † Fiscal year financial information due August 1 or November 1, 2006 pursuant to A.R.S. § 20-1083.  
 ‡ Financial information was not required during this period or is not available due to regulatory action or notification of merger or withdrawal.  
 \* DBA (Doing Business As)  
 \*\* Life Care Facility

**INSURERS AUTHORIZED IN ARIZONA AS OF DECEMBER 31, 2005 - (continued)**

NAME	DOMICILE	NAIC #	TELEPHONE	ASSETS	LIABILITIES	CAPITAL & SURPLUS	ARIZONA PREMIUMS	AUTHORIZED LINES
NATIONAL SPECIALTY INS CO	TX	22608	(817)265-2000	22,658,930	12,980,421	9,678,509	8,286,921	CI MT PI VE
NATIONAL STATES INS CO	MO	60593	(314)878-0101	91,962,019	76,345,741	15,616,279	775,666	DI LI
NATIONAL SURETY CORP	IL	21881	(415)899-2817	515,012,328	344,970,992	170,041,336	8,206,833	CW DI MT PI SU VE
NATIONAL TEACHERS ASSOCIATES LIFE INS CO	TX	87963	(972)532-2100	134,625,153	114,361,774	20,263,378	23,602	DI LI
NATIONAL TITLE INS OF NEW YORK INC	NY	51020	(904)854-8100	18,548,591	11,909,888	6,638,703	(13,455)	TI
NATIONAL TRANSPORTATION RRG, INC	AZ	10764		1,120,126	257,847	862,279	67,140	RG
NATIONAL TRUST INS CO	TN	20141	(941)907-3224	9,012,565	(5,396,628)	14,409,193	0	CW MT PI SU VE
NATIONAL UNION FIRE INS CO OF PITTSBURGH, PA	PA	19445	(212)770-7000	28,267,272,264	20,220,278,823	8,046,993,441	80,533,611	CW DI MT PI SU VE
NATIONAL WESTERN LIFE INS CO	CO	66850	(512)836-1010	5,655,249,308	5,056,781,127	598,468,181	24,855,966	DI LI
NATIONWIDE AFFINITY INS CO OF AMERICA	OH	26093	(614)249-7111	14,781,421	1,073,167	13,708,254	0	CW DI MT PI SU VE
NATIONWIDE AGRIBUSINESS INS CO	IA	28223	(515)508-3300	104,110,838	54,413,193	49,697,642	5,318,240	CW MT PI SU VE
NATIONWIDE ASSURANCE CO	WI	10723	(614)249-1545	71,913,152	3,061,180	68,851,972	1,200,369	VE
NATIONWIDE INS CO OF AMERICA	WI	25453	(515)508-4211	76,440,459	133,904	76,306,553	4,370,267	CI MT PI VE
NATIONWIDE LIFE AND ANNUITY CO OF AMERICA	DE	70750	(610)407-1717	957,688,463	894,130,756	63,557,707	3,119,246	DI LI VA VL
NATIONWIDE LIFE AND ANNUITY INS CO	OH	92657	(614)249-8153	7,730,385,288	7,521,232,339	209,152,949	9,887,364	DI LI VA VL
NATIONWIDE LIFE INS CO	OH	66869	(614)249-7111	92,685,276,311	90,083,432,954	2,601,843,357	196,544,123	DI LI VA VL
NATIONWIDE LIFE INS CO OF AMERICA	PA	68225	(610)407-1717	6,640,663,889	5,980,417,609	660,246,280	2,318,758	DI LI VL
NATIONWIDE MUTUAL FIRE INS CO	OH	23779	(614)249-7111	4,591,422,901	2,918,014,691	1,673,408,209	5,653,615	CW DI MT PI SU VE
NATIONWIDE MUTUAL INS CO	OH	23787	(614)249-7111	26,282,427,828	18,016,604,452	8,265,823,376	74,147,279	CW DI MT PI SU VE
NATIONWIDE PROPERTY AND CASUALTY INS CO	OH	37877	(614)249-7111	26,935,175	430,627	26,504,548	1,854,683	CW DI MT PI SU VE
NAUTILUS INS CO	AZ	17370	(480)951-0905	947,545,959	640,548,460	306,997,499	282,846	CI MT PI SU VE
NAVIGATORS INS CO	NY	42307	(914)934-8999	1,065,658,316	709,174,756	356,483,560	2,997,518	CI DI MT PI SU VE
NCMIC INS CO	IA	15865	(515)313-4500	472,457,965	334,941,633	137,516,331	1,844,523	CI
NEFCO LIFE INS CO	AZ	---	(602)200-6900	Financial Information Not Available †				UR
NETHERLANDS INS CO, THE	NH	24171	(617)357-9500	262,628,594	210,404,152	52,224,442	1,440,942	CI MT PI SU VE
NEVADA GENERAL INS CO	NV	10007	(702)367-9616	24,220,483	10,303,051	13,917,432	94,631	CI MT PI SU VE
NEW BREMEN LIFE INS CO	AZ	---	(602)254-5866	Financial Information Not Available †				UR
NEW ENGLAND INS CO	CT	21830	(617)526-8500	298,021,755	34,831,874	263,189,882	0	CI MT PI SU VE
NEW ENGLAND LIFE INS CO	MA	91626	(617)578-2000	10,779,109,897	10,460,334,251	318,775,646	34,894,321	DI LI VA VL
NEW ENGLAND REINSURANCE CORP	CT	41629	(617)526-8500	126,990,548	14,529,684	112,460,865	0	CI MT PI SU VE
NEW ERA LIFE INS CO	TX	78743	(281)368-7200	228,981,005	193,730,411	35,250,594	35,391	DI LI
NEW HAMPSHIRE INS CO	PA	23841	(212)770-7000	3,403,013,330	2,561,002,962	842,010,368	5,151,770	CW DI MT PI SU VE
NEW YORK LIFE AGENTS REINSURANCE CO	AZ	68723	(602)266-1166	13,034,707	2,609,392	10,425,315	0	LR
NEW YORK LIFE INS AND ANNUITY CORP	DE	91596	(914)846-3883	60,315,888,862	58,158,509,452	2,157,379,410	102,669,255	DI LI VA VL
NEW YORK LIFE INS CO	NY	66915	(914)846-3883	107,881,618,748	97,332,523,785	10,549,094,963	75,656,999	DI LI
NEW YORK MARINE AND GENERAL INS CO	NY	16608	(212)551-0600	560,107,864	388,712,662	171,395,202	262,638	CI MT PI
NEWPORT INS CO	AZ	24848	(714)553-0700	73,696,198	46,552,070	27,144,128	2,576,509	CI PI VE
NEWPORT MUTUAL INS RRG, INC	HI	10967	(949)859-3722	3,041,526	1,628,136	1,413,390	0	CI
NGL AMERICAN LIFE INS CO	WI	97241	(608)257-5611	121,761,808	97,106,479	24,655,329	122,522	DI LI

Company Names: **CO** = COMPANY **CORP** = CORPORATION **INS** = INSURANCE **RRG** = RISK RETENTION GROUP  
 Authorized Lines: **CE** = CERTIFICATE OF EXEMPTION ( WITH LINES OF AUTHORITY )  
**CI** = CASUALTY **CP** = CAPTIVE INSURER **CW** = CASUALTY WITH WORKERS' COMPENSATION **DI** = DISABILITY **DS** = DENTAL SERVICE  
**HC** = HEALTH CARE SERVICES ORGANIZATION **HS** = HOSPITAL SERVICE **LC** = LIFE CARE PROVIDER **LP** = LIFE CARE PROVIDER PROVISIONAL PERMIT  
**LI** = LIFE **LR** = LIFE AND DISABILITY REINSURANCE **MG** = MORTGAGE GUARANTY **MR** = MECHANICAL REIMBURSEMENT REINSURANCE **MS** = MEDICAL SERVICE  
**MT** = MARINE AND TRANSPORTATION **OS** = OPTOMETRIC SERVICE **PD** = PREPAID DENTAL PLAN **PI** = PROPERTY **PL** = PREPAID LEGAL  
**RG** = DOMESTIC RISK RETENTION GROUP **SU** = SURETY **TI** = TITLE **UR** = UNAFFILIATED CREDIT LIFE AND DISABILITY REINSURANCE **VA** = VARIABLE ANNUITY  
**VE** = VEHICLE **VL** = VARIABLE LIFE

Financial information is as of 12/31/2005 unless alternative fiscal year end is indicated.  
 † Fiscal year financial information due August 1 or November 1, 2006 pursuant to A.R.S. § 20-1083.  
 ‡ Financial information was not required during this period or is not available due to regulatory action or notification of merger or withdrawal.  
 \* DBA (Doing Business As)  
 \*\* Life Care Facility

**INSURERS AUTHORIZED IN ARIZONA AS OF DECEMBER 31, 2005 - (continued)**

NAME	DOMICILE	NAIC #	TELEPHONE	ASSETS	LIABILITIES	CAPITAL & SURPLUS	ARIZONA PREMIUMS	AUTHORIZED LINES
NGM INS CO	FL	14788	(904)380-7201	801,908,541	423,926,275	377,982,266	0	CI PI SU
NIAGARA FIRE INS CO	IL	35106	(312)822-5000	59,363,683	8,168	59,355,514	0	CW DI MT PI SU VE
NIPPON LIFE INS CO OF AMERICA	IA	81264	(212)682-3000	162,854,457	51,658,246	111,196,211	145,780	DI LI VA
NIPPONKOA INS CO, LIMITED (U.S. BRANCH)	JAPAN	27073	(212)405-1650	191,793,390	138,756,705	53,036,684	0	CW MT PI SU VE
NORCAL MUTUAL INS CO	CA	33200	(415)397-9700	963,784,643	625,426,553	338,358,090	40,041	CI
NORGUARD INS CO	PA	31470	(800)673-2465	275,783,271	215,562,804	60,220,467	0	CW DI MT PI SU VE
NORLEN LIFE INS CO	AZ	75833	(602)254-5866	11,033,904	3,797,632	7,236,272	0	LR
NORTH AMERICAN CO FOR LIFE AND HEALTH INS	IL	66974	(312)648-7600	5,103,272,970	4,670,540,942	432,732,028	16,836,100	DI LI
NORTH AMERICAN ELITE INS CO	NH	29700	(603)644-6600	43,121,024	7,153,830	35,967,194	0	CW DI MT PI SU VE
NORTH AMERICAN NATIONAL LIFE INS CO	AZ	73750	(317)817-6100	2,820,542	26,595	2,793,949	0	LR
NORTH AMERICAN NATIONAL RE INS CO	AZ	60118	(303)709-2090	30,741,664	23,457,929	7,283,736	0	LR
NORTH AMERICAN SPECIALTY INS CO	NH	29874	(603)644-6600	325,181,404	129,392,468	195,788,936	2,092,491	CW DI MT PI SU VE
NORTH AMERICAN TITLE INS CO	CA	50130	(510)935-5599	45,127,489	26,693,777	18,433,712	8,766,570	TI
NORTH CAROLINA MUTUAL LIFE INS CO	NC	67032	(919)682-9201	151,707,652	132,963,135	18,744,517	168	DI LI
NORTH COAST LIFE INS CO	WA	67059	(509)838-4235	126,258,770	120,108,050	6,150,720	1,052,053	DI LI
NORTH POINTE INS CO	MI	27740	(248)358-1171	128,172,314	84,311,656	43,860,658	25,504	CI MT PI
NORTH RIVER INS CO	NJ	21105	(973)490-6600	891,372,041	543,300,013	348,072,028	1,155,490	CW DI MT PI SU VE
NORTH STAR REINSURANCE CORP	DE	22047	(203)328-5000	30,626,036	12,692,797	17,933,239	0	CW MT PI SU VE
NORTHBROOK INDEMNITY CO	IL	36455	(847)402-5000	100,718,698	277,361	100,441,337	1,878,084	CW DI MT PI SU VE
NORTHERN ASSURANCE CO OF AMERICA, THE	MA	38369	(617)725-6000	339,320,462	171,432,197	167,888,265	442,431	CW DI MT PI SU VE
NORTHERN INS CO OF NEW YORK	NY	19372	(215)864-4000	53,329,348	23,706,589	29,622,759	1,955,856	CW DI MT PI SU VE
NORTHLAND CASUALTY CO	MN	24031	(651)310-4100	102,259,582	73,331,023	28,928,559	258,738	CI MT PI VE
NORTHLAND INS CO	MN	24015	(651)310-4100	1,139,940,603	660,777,127	479,163,475	3,690,709	CI MT PI SU VE
NORTHWEST G.F. MUTUAL INS CO	SD	14885	(605)284-2683	9,686,976	4,195,126	5,491,849	0	CI PI VE
NORTHWESTERN LONG TERM CARE INS CO	WI	69000	(414)665-2510	157,905,688	95,523,329	62,382,359	944,832	DI LI
NORTHWESTERN MUTUAL LIFE INS CO, THE	WI	67091	(414)271-1444	132,972,531,579	122,591,996,986	10,380,534,593	91,622,981	DI LI VA VL
NORTHWESTERN NATIONAL INS CO OF MILWAUKEE, WI	WI	23914	(513)425-5899	78,803,924	128,823,145	(50,019,221)	0	SUSPENDED
NOVA CASUALTY CO	NY	42552	(716)856-3722	116,249,108	63,555,869	52,693,239	3,290,978	MT PI SU VE
NOVUS INS CO(RRG)	SC	10752	(843)571-0885	7,275,221	3,877,113	3,398,108	0	CI
NUTMEG LIFE INS CO	IA	63444	(860)843-4586	9,617,902	23,555	9,594,347	0	DI LI
NYLIFE INS CO OF ARIZONA	AZ	81353	(914)846-3883	140,267,458	110,447,340	29,820,118	1,885,674	DI LI VA VL
OAKWOOD LIFE INS CO	AZ	---	(847)572-6864	Financial Information Not Available †				UR
O'BRIEN NATIONAL LIFE INS CO	AZ	---	(800)477-8858	Financial Information Not Available †				UR
OCCIDENTAL FIRE & CASUALTY CO OF NORTH CAROLINA	NC	23248	(919)833-1600	269,495,080	143,339,063	126,156,017	4,843,165	CW DI MT PI SU VE
OCCIDENTAL LIFE INS CO OF NORTH CAROLINA	TX	67148	(254)297-2775	258,375,830	231,201,472	27,174,358	138,617	DI LI
OCEANUS INS CO, A RRG	SC	12189	(843)766-2327	6,916,076	3,519,279	3,396,797	365,836	CI
ODYSSEY AMERICA REINSURANCE CORP	CT	23680	(203)977-8000	5,886,888,839	3,815,602,336	2,071,286,503	0	CI DI MT PI SU VE
OHIC INS CO	OH	35602	(614)221-7777	286,842,262	212,549,164	74,293,098	0	CI DI PI VE
OHIO CASUALTY INS CO, THE	OH	24074	(513)603-2250	4,271,271,351	3,266,726,024	1,004,545,315	7,143,152	CW DI MT PI SU VE

Company Names: **CO** = COMPANY **CORP** = CORPORATION **INS** = INSURANCE **RRG** = RISK RETENTION GROUP  
 Authorized Lines: **CE** = CERTIFICATE OF EXEMPTION ( WITH LINES OF AUTHORITY )  
**CI** = CASUALTY **CP** = CAPTIVE INSURER **CW** = CASUALTY WITH WORKERS' COMPENSATION **DI** = DISABILITY **DS** = DENTAL SERVICE  
**HC** = HEALTH CARE SERVICES ORGANIZATION **HS** = HOSPITAL SERVICE **LC** = LIFE CARE PROVIDER **LP** = LIFE CARE PROVIDER PROVISIONAL PERMIT  
**LI** = LIFE **LR** = LIFE AND DISABILITY REINSURANCE **MG** = MORTGAGE GUARANTY **MR** = MECHANICAL REIMBURSEMENT REINSURANCE **MS** = MEDICAL SERVICE  
**MT** = MARINE AND TRANSPORTATION **OS** = OPTOMETRIC SERVICE **PD** = PREPAID DENTAL PLAN **PI** = PROPERTY **PL** = PREPAID LEGAL  
**RG** = DOMESTIC RISK RETENTION GROUP **SU** = SURETY **TI** = TITLE **UR** = UNAFFILIATED CREDIT LIFE AND DISABILITY REINSURANCE **VA** = VARIABLE ANNUITY  
**VE** = VEHICLE **VL** = VARIABLE LIFE

Financial information is as of 12/31/2005 unless alternative fiscal year end is indicated.  
 † Fiscal year financial information due August 1 or November 1, 2006 pursuant to A.R.S. § 20-1083.  
 ‡ Financial information was not required during this period or is not available due to regulatory action or notification of merger or withdrawal.  
 \* DBA (Doing Business As)  
 \*\* Life Care Facility

**INSURERS AUTHORIZED IN ARIZONA AS OF DECEMBER 31, 2005 - (continued)**

NAME	DOMICILE	NAIC #	TELEPHONE	ASSETS	LIABILITIES	CAPITAL & SURPLUS	ARIZONA PREMIUMS	AUTHORIZED LINES	
OHIO FARMERS INS CO	OH	24104	(330)887-0101	1,314,288,734	306,801,648	1,007,487,086	6,466	CW DI MT PI SU VE	
OHIO INDEMNITY CO	OH	26565	(614)228-2800	108,462,756	73,680,019	34,782,737	1,070,652	CI MT SU VE	
OHIO NATIONAL LIFE ASSURANCE CORP	OH	89206	(513)794-6100	2,208,575,772	2,044,129,678	164,446,094	2,371,830	DI LI VL	
OHIO NATIONAL LIFE INS CO, THE	OH	67172	(513)794-6100	10,361,574,934	9,611,759,024	749,815,911	12,983,821	DI LI VA VL	
OHIO SECURITY INS CO	OH	24082	(513)603-2250	13,468,121	362,200	13,105,920	14,520	CW MT PI SU VE	
OHIO STATE LIFE INS CO, THE	TX	67180	(816)391-2000	10,677,770	4,176,908	6,500,862	706,137	DI LI	
OLD AMERICAN INS CO	MO	67199	(816)753-7000	246,206,220	222,627,509	23,578,715	1,300,820	DI LI	
OLD KENT FINANCIAL LIFE INS CO	AZ	93300	(602)254-5866	12,674,715	5,842,483	6,832,232	0	LR	
OLD RELIANCE INS CO	AZ	67253	(719)457-7562	3,340,444	1,687,322	1,653,122	615,167	DI LI	
OLD REPUBLIC INS CO	PA	24147	(724)834-5000	2,081,949,764	1,298,266,007	783,683,757	10,637,025	CW DI MT PI SU VE	
OLD REPUBLIC LIFE INS CO	IL	67261	(312)726-0309	142,721,148	110,874,094	31,847,054	898,454	DI LI	
OLD REPUBLIC LIFE INS CO OF ARIZONA	AZ	11556	(312)346-8100	1,446,127	1,256,093	190,035	0	LR	
OLD REPUBLIC MERCANTILE INS CO	WI	33715	(414)797-3400	3,780,128	46,502	3,733,626	0	CW MT PI VE	
OLD REPUBLIC NATIONAL TITLE INS CO	MN	50520	(612)371-1111	495,531,059	379,437,764	116,093,295	16,329,396	TI	
OLD REPUBLIC SECURITY ASSURANCE CO	AZ	35424	(918)307-1000	98,879,331	80,671,271	18,208,060	(222,222)	CI DI MT PI SU VE	
OLD REPUBLIC SURETY CO	WI	40444	(262)797-2640	91,373,835	51,773,256	39,600,579	600,821	SU	
OLD UNITED CASUALTY CO	KS	37060	(913)432-6400	312,516,307	221,304,022	91,212,285	4,001,978	CI DI MT PI SU VE	
OLD UNITED LIFE INS CO	AZ	76007	(602)230-1051	62,321,635	28,352,931	33,968,705	4,235,797	DI LI	
OLD WEST ANNUITY & LIFE INS CO	AZ	76791	(509)835-2500	168,716,416	137,641,772	31,074,644	23,276	REHABILITATION	
OLIVIA LIFE INS CO	AZ	---	(314)275-5200	Financial Information Not Available †				UR	
OMAHA INDEMNITY CO, THE	WI	12254	(402)342-3326	37,611,750	13,857,333	23,754,416	0	CI DI MT PI SU VE	
OMAHA PROPERTY AND CASUALTY INS CO	CT	37540	Name changed 3/24/05, now known as BEAZLEY INS CO, INC.						
OMEGA REINSURANCE CORP	AZ	85774	(813)801-2100	20,326,237	14,670,433	5,655,804	0	LR	
OMNI INS CO	IL	39098	(770)952-4500	313,928,469	200,466,182	113,462,287	0	CI MT PI VE	
OMS NATIONAL INS CO, RRG	IL	44121	(847)384-0041	209,345,077	148,507,714	60,837,363	1,005,319	CI	
ONEBEACON AMERICA INS CO	MA	20621	(617)725-6000	1,051,999,332	589,751,016	462,248,316	2,404,589	CW DI MT PI SU VE	
ONEBEACON INS CO	PA	21970	(617)725-6000	3,602,467,735	2,203,085,638	1,399,382,097	1,230,894	CW MT PI SU VE	
ONENATION INS CO	IN	85286	(317)488-6000	95,800,929	10,528,665	85,272,262	798	DI LI	
OIDA RRG, INC	VT	10353	(802)229-5042	39,026,724	34,635,131	4,391,593	449,703	CI VE	
OPHTHALMIC MUTUAL INS CO, RRG	VT	44105	(802)863-5774	147,426,905	103,841,204	43,585,701	2,268,141	CI	
OPTIMUM RE INS CO	TX	88099	(214)528-2020	55,125,256	33,384,599	21,740,657	0	DI LI	
ORANGE COUNTY MEDICAL RECIPROCAL INS CO, A RRG	AZ	12183		1,447,970	473,128	974,842	0	RG	
ORANGE SECURITY LIFE INS CO	AZ	---	(402)397-1111	Financial Information Not Available †				UR	
ORANGEWOOD **	FY Ending 09/30/2005	AZ	95230	(602)944-4455	87,548,000	101,819,000	(14,271,000)	0	LC
ORDER OF UNITED COMMERCIAL TRAVELERS OF AMERICA	OH	56383	(614)228-3276	16,208,449	13,565,602	2,642,847	130,273	DI LI	
ORDINARY MUTUAL, A RRG CORP	VT	10171	(802)264-4592	46,923,711	38,275,880	8,647,831	747,311	CI	
OWNERS INS CO	OH	32700	(517)323-1200	1,876,769,143	1,232,293,035	644,476,108	58,844,798	CW MT PI SU VE	
OXFORD LIFE INS CO	AZ	76112	(888)757-3732	633,180,462	531,713,884	101,466,577	1,461,648	DI LI	
OZARK NATIONAL LIFE INS CO	MO	67393	(816)842-6300	522,258,746	451,877,855	70,380,891	409,651	DI LI	

Company Names: CO = COMPANY CORP = CORPORATION INS = INSURANCE RRG = RISK RETENTION GROUP  
 CE = CERTIFICATE OF EXEMPTION ( WITH LINES OF AUTHORITY )  
 Authorized Lines: CI = CASUALTY CP = CAPTIVE INSURER CW = CASUALTY WITH WORKERS' COMPENSATION DI = DISABILITY DS = DENTAL SERVICE  
 HC = HEALTH CARE SERVICES ORGANIZATION HS = HOSPITAL SERVICE LC = LIFE CARE PROVIDER LP = LIFE CARE PROVIDER PROVISIONAL PERMIT  
 LI = LIFE LR = LIFE AND DISABILITY REINSURANCE MG = MORTGAGE GUARANTY MR = MECHANICAL REIMBURSEMENT REINSURANCE MS = MEDICAL SERVICE  
 MT = MARINE AND TRANSPORTATION OS = OPTOMETRIC SERVICE PD = PREPAID DENTAL PLAN PI = PROPERTY PL = PREPAID LEGAL  
 RG = DOMESTIC RISK RETENTION GROUP SU = SURETY TI = TITLE UR = UNAFFILIATED CREDIT LIFE AND DISABILITY REINSURANCE VA = VARIABLE ANNUITY  
 VE = VEHICLE VL = VARIABLE LIFE

Financial information is as of 12/31/2005 unless alternative fiscal year end is indicated.  
 † Fiscal year financial information due August 1 or November 1, 2006 pursuant to A.R.S. § 20-1083.  
 ‡ Financial information was not required during this period or is not available due to regulatory action or notification of merger or withdrawal.  
 \* DBA (Doing Business As)  
 \*\* Life Care Facility

**INSURERS AUTHORIZED IN ARIZONA AS OF DECEMBER 31, 2005 - (continued)**

NAME	DOMICILE	NAIC #	TELEPHONE	ASSETS	LIABILITIES	CAPITAL & SURPLUS	ARIZONA PREMIUMS	AUTHORIZED LINES
PACIFIC CAPTIVE INS CO, INC	FY Ending 09/30/2005	AZ	---	Financial Information Not Available				CP
PACIFIC CENTURY LIFE INS CORP		AZ	93815 (602)200-6900	320,676,808	3,859,697	316,817,111	0	DI LI
PACIFIC EMPLOYERS INS CO		PA	22748 (215)761-1000	1,959,743,206	1,500,469,307	459,273,899	565,097	CW DI MT PI SU VE
PACIFIC GUARDIAN LIFE INS CO, LTD		HI	64343 (808)955-2236	453,044,193	371,811,193	81,232,999	173,847	DI LI
PACIFIC INDEMNITY CO		WI	20346 (908)903-2000	5,049,240,681	3,770,009,164	1,279,231,517	26,329,900	CW DI MT PI SU VE
PACIFIC LIFE & ANNUITY CO		AZ	97268 (800)800-7946	1,505,917,423	1,146,573,522	359,343,901	19,184,001	DI LI VA VL
PACIFIC LIFE INS CO		NE	67466 (949)219-3011	74,885,539,285	71,876,720,858	3,008,818,427	266,428,138	DI LI VA VL
PACIFIC NORTHWEST TITLE INS CO, INC		WA	50970 (206)622-1040	26,568,841	17,599,536	8,969,305	0	TI
PACIFIC SPECIALTY INS CO		CA	37850 (650)780-4800	231,953,553	131,822,449	100,131,104	2,056,581	CI MT PI VE
PACIFICARE LIFE AND HEALTH INS CO		IN	70785 (714)226-3849	375,732,138	228,520,437	147,211,701	434,041	DI LI
PACIFICARE LIFE ASSURANCE CO		CO	84506 (714)226-3849	278,269,495	164,852,542	113,416,953	118,773,221	DI LI
PACIFICARE OF ARIZONA, INC		AZ	95617 (714)226-3881	258,572,524	142,840,182	115,732,342	1,276,084,494	HC
PACO ASSURANCE CO, INC		IL	10222 (615)371-8776	23,776,851	13,032,989	10,743,862	748,356	CI
PACWEST CAPTIVE INS CO, INC	FY Ending 09/30/2005	AZ	---	Financial Information Not Available				CP
PAN-AMERICAN ASSURANCE CO		LA	93459 (504)566-1300	21,954,603	7,795,927	14,158,675	327,899	DI LI
PAN-AMERICAN LIFE INS CO		LA	67539 (504)566-3390	1,640,445,058	1,370,502,604	269,942,454	5,510,719	DI LI VA
PARAGON LIFE INS CO		MO	93564 (314)862-2211	635,762,668	595,716,899	40,045,769	2,130,628	DI LI VL
PARAMOUNT CAPITAL INS CORP		AZ	11845 (602)273-1625	1,387,595	378,704	1,008,890	21,402	CW
PARATRANSIT INS CO, A MUTUAL RRG		TN	44130 (802)229-5042	18,799,085	12,382,540	6,416,545	0	CI
PARK AVENUE LIFE INS CO		DE	60003 (610)807-7020	485,303,285	318,265,754	167,037,530	13,929	DI LI
PARK TWO LIFE INS CO		AZ	--- (847)572-6864	Financial Information Not Available †				UR
PARKER CENTENNIAL ASSURANCE CO		WI	71099 (715)346-6000	49,059,361	11,337,446	37,721,915	0	DI LI
PARTNER REINSURANCE CO OF THE U.S.		NY	38636 (203)485-4200	3,010,851,534	2,445,229,803	565,621,731	0	CW DI MT PI SU VE
PARTNERRE INS CO OF NEW YORK		NY	10006 (203)485-4200	112,415,123	14,503,284	97,911,839	0	CW MT PI SU VE
PATHFINDER INS CO		CO	22250 (802)652-1556	12,383,653	3,197,122	9,186,531	158,301	CI VE
PATRIOT GENERAL INS CO		WI	23442 (715)346-6000	20,707,971	1,254,331	19,453,640	5,440	CI MT PI VE
PAUL REVERE LIFE INS CO		MA	67598 (423)755-1011	5,325,917,339	4,187,778,111	1,138,139,228	6,171,473	DI LI
PAUL REVERE VARIABLE ANNUITY INS CO		MA	67601 (423)755-1011	140,557,683	25,689,952	114,867,731	123,404	DI LI
PEACHTREE CASUALTY INS CO		FL	25755 (770)436-7575	12,831,016	7,210,733	5,620,283	0	VE
PEAK PROPERTY AND CASUALTY INS CORP		CO	18139 (704)522-2000	20,358,946	10,003,859	10,355,087	0	CI MT PI VE
PEDIATRICIANS INS RRG OF AMERICA		DC	11772 (703)812-8425	2,950,961	1,712,538	1,238,423	0	CI
PEERLESS INDEMNITY INS CO		IL	18333 (617)357-9500	633,822,800	57,464,824	576,357,976	24,709	CW MT PI SU VE
PEERLESS INS CO		NH	24198 (617)357-9500	4,551,478,620	3,534,816,691	1,016,661,929	1,955,431	CI DI MT PI SU VE
PEKIN FINANCIAL LIFE INS CO		AZ	72362 (309)346-1161	580,841	164,951	415,890	0	LR
PENINSULAR LIFE INS CO		FL	67636 (407)628-1776	5,947,459	88,160	5,859,299	0	DI LI
PENN INS AND ANNUITY CO, THE		DE	93262 (215)956-9177	1,176,407,868	1,066,163,248	110,244,620	1,728,622	DI LI VA VL
PENN MUTUAL LIFE INS CO, THE		PA	67644 (215)956-8000	9,152,631,839	7,904,401,495	1,248,230,344	25,523,100	DI LI VA VL
PENN TREATY NETWORK AMERICA INS CO		PA	63282 (610)965-2222	1,029,266,646	993,390,361	35,876,285	13,175,300	DI LI
PENN-AMERICA INS CO		PA	32859 (215)443-3600	335,578,719	172,042,053	163,536,666	444,501	CI MT PI VE

Company Names: CO = COMPANY CORP = CORPORATION INS = INSURANCE RRG = RISK RETENTION GROUP  
 CE = CERTIFICATE OF EXEMPTION ( WITH LINES OF AUTHORITY )  
 Authorized Lines: CI = CASUALTY CP = CAPTIVE INSURER CW = CASUALTY WITH WORKERS' COMPENSATION DI = DISABILITY DS = DENTAL SERVICE  
 HC = HEALTH CARE SERVICES ORGANIZATION HS = HOSPITAL SERVICE LC = LIFE CARE PROVIDER LP = LIFE CARE PROVIDER PROVISIONAL PERMIT  
 LI = LIFE LR = LIFE AND DISABILITY REINSURANCE MG = MORTGAGE GUARANTY MR = MECHANICAL REIMBURSEMENT REINSURANCE MS = MEDICAL SERVICE  
 MT = MARINE AND TRANSPORTATION OS = OPTOMETRIC SERVICE PD = PREPAID DENTAL PLAN PI = PROPERTY PL = PREPAID LEGAL  
 RG = DOMESTIC RISK RETENTION GROUP SU = SURETY TI = TITLE UR = UNAFFILIATED CREDIT LIFE AND DISABILITY REINSURANCE VA = VARIABLE ANNUITY  
 VE = VEHICLE VL = VARIABLE LIFE

Financial information is as of 12/31/2005 unless alternative fiscal year end is indicated.

† Fiscal year financial information due August 1 or November 1, 2006 pursuant to A.R.S. § 20-1083.

‡ Financial information was not required during this period or is not available due to regulatory action or notification of merger or withdrawal.

\* DBA (Doing Business As)

\*\* Life Care Facility

**INSURERS AUTHORIZED IN ARIZONA AS OF DECEMBER 31, 2005 - (continued)**

NAME	DOMICILE	NAIC #	TELEPHONE	ASSETS	LIABILITIES	CAPITAL & SURPLUS	ARIZONA PREMIUMS	AUTHORIZED LINES
PENN-OHIO LIFE INS CO	AZ	94935	(480)607-1602	11,479,612	9,226,926	2,252,686	0	LR
PENNSYLVANIA GENERAL INS CO	PA	21962	(617)725-6000	549,556,826	342,075,162	207,481,664	133,195	CW MT PI SU VE
PENNSYLVANIA LIFE INS CO	PA	67660	(407)628-1776	579,325,591	504,935,696	74,389,896	4,157,245	DI LI
PENNSYLVANIA LUMBERMENS MUTUAL INS CO	PA	14974	(215)625-9233	268,032,729	175,690,057	92,342,672	0	CW MT PI SU VE
PENNSYLVANIA MANUFACTURERS' ASSOCIATION INS CO	PA	12262	(610)397-5000	591,013,110	397,793,596	193,219,514	730,633	CW MT PI VE
PENNSYLVANIA MANUFACTURERS INDEMNITY CO	PA	41424	(610)397-5000	185,485,953	121,204,108	64,281,845	93,839	CW DI MT PI SU VE
PENNSYLVANIA NATIONAL MUTUAL CASUALTY INS CO	PA	14990	(717)234-4941	903,565,887	566,815,890	336,749,997	1,815	CW DI MT PI SU VE
PEOPLES BENEFIT LIFE INS CO	IA	66605	(319)398-8511	14,551,720,363	13,848,000,123	703,720,240	16,305,232	DI LI VA
PERICO LIFE INS CO	DE	85561	(314)965-5675	17,302,075	1,781,655	15,520,420	8,572	DI LI
PERMANENT GENERAL ASSURANCE CORP	TN	37648	(615)242-1961	192,706,390	123,284,540	69,421,850	780,004	CI PI SU VE
PETROLEUM CASUALTY CO	TX	12297	(713)680-7066	18,037,642	7,052,424	10,985,218	445,283	CW DI MT PI SU VE
PHARMACARE CAPTIVE RE, LTD	AZ	---		Financial Information Not Available				CP
PHARMACISTS LIFE INS CO, THE	IA	90247	(515)295-2461	32,308,525	25,750,277	6,558,248	301,149	LI
PHARMACISTS MUTUAL INS CO	IA	13714	(515)295-2461	167,004,627	108,861,389	58,143,238	3,970,496	CW MT PI SU VE
PHILADELPHIA AMERICAN LIFE INS CO	TX	67784	(281)368-7200	147,317,101	134,053,950	13,263,151	491,118	DI LI
PHILADELPHIA INDEMNITY INS CO	PA	18058	(610)617-7900	2,164,473,199	1,568,689,843	595,783,356	20,204,518	CI MT VE
PHILADELPHIA REINSURANCE CORP	PA	12319	(215)832-3900	224,768,985	78,734,509	146,034,476	0	SUSPENDED
PHL VARIABLE INS CO	CT	93548	(860)403-5000	5,465,587,312	5,200,762,735	264,824,577	12,762,976	DI LI VA VL
PHOENIX INDEMNITY INS CO	AZ	34037	(972)934-2400	58,060,688	21,843,008	36,217,680	9,996,897	CI DI MT PI SU VE
PHOENIX INS CO	CT	25623	(860)277-0111	3,425,356,903	2,405,555,005	1,019,801,898	3,041,735	CW MT PI SU VE
PHOENIX LIFE AND ANNUITY CO	CT	93734	(860)403-5000	53,064,230	38,544,048	14,520,182	378,408	DI LI VL
PHOENIX LIFE INS CO	NY	67814	(860)403-5000	16,736,033,721	15,850,522,242	885,511,479	6,535,644	DI LI VA VL
PHOENIX NATIONAL INS CO	OH	69647	(916)646-9193	8,138,404	420,837	7,717,567	11,152	DI LI
PHYSICIANS COMPLIANCE LIABILITY CO, A RRG	NV	12350	(775)887-2480	Financial Information Not Available ‡				CI
PHYSICIANS LIFE INS CO	NE	72125	(402)633-1000	1,334,089,241	1,255,001,105	79,088,135	6,343,029	DI LI
PHYSICIANS MUTUAL INS CO	NE	80578	(402)633-1000	1,241,343,212	523,452,319	717,890,893	8,269,983	DI
PIONEER AMERICAN INS CO	TX	67873	(254)753-0123	42,894,998	31,939,474	10,955,524	62,817	DI LI
PIONEER GENERAL INS CO	CO	12670	(303)758-8122	10,052,184	4,421,528	5,630,656	121,387	SU
PIONEER INS CO	MN	40312	(952)842-9800	14,594,147	1,875,321	12,718,826	0	CI MT PI
PIONEER MILITARY INS CO	AZ	91570	(816)753-4222	2,617,806	1,410,095	1,207,711	0	LR
PIONEER MUTUAL LIC, A STK SUB OF AMERICAN UNITED MIHC	ND	67911	(701)297-5700	465,076,970	433,034,798	32,042,172	2,114,888	DI LI
PLATEAU INS CO	TN	97152	(931)484-8411	14,823,606	9,810,939	5,012,667	0	DI LI
PLATTE RIVER INS CO	NE	18619	(608)231-4450	108,209,192	74,725,238	33,483,954	1,767,420	CW MT PI SU VE
PMA CAPITAL INS CO	PA	39675	(215)665-5000	658,511,673	453,591,782	204,919,891	0	CI MT PI SU VE
PMI MORTGAGE GUARANTY CO	AZ	10670	(925)658-7878	12,874,924	6,722,645	6,152,279	0	MG
PMI MORTGAGE INS CO	AZ	27251	(925)658-7878	3,506,556,943	2,995,726,300	510,830,643	23,640,936	MG
PODIATRY INS CO OF AMERICA, A MUTUAL COMPANY	IL	14460	(615)371-8776	196,798,560	135,813,990	60,984,570	1,083,622	CI
POLISH NATIONAL ALLIANCE OF THE U.S. OF N.A.	IL	57622	(773)286-0500	412,246,660	380,030,343	32,216,319	19,036	DI LI
POMOCO LIFE INS CO, INC	AZ	72150	(602)254-5866	1,260,638	310,608	950,030	0	LR

Company Names: CO = COMPANY CORP = CORPORATION INS = INSURANCE RRG = RISK RETENTION GROUP  
 CE = CERTIFICATE OF EXEMPTION ( WITH LINES OF AUTHORITY )  
 Authorized Lines: CI = CASUALTY CP = CAPTIVE INSURER CW = CASUALTY WITH WORKERS' COMPENSATION DI = DISABILITY DS = DENTAL SERVICE  
 HC = HEALTH CARE SERVICES ORGANIZATION HS = HOSPITAL SERVICE LC = LIFE CARE PROVIDER LP = LIFE CARE PROVIDER PROVISIONAL PERMIT  
 LI = LIFE LR = LIFE AND DISABILITY REINSURANCE MG = MORTGAGE GUARANTY MR = MECHANICAL REIMBURSEMENT REINSURANCE MS = MEDICAL SERVICE  
 MT = MARINE AND TRANSPORTATION OS = OPTOMETRIC SERVICE PD = PREPAID DENTAL PLAN PI = PROPERTY PL = PREPAID LEGAL  
 RG = DOMESTIC RISK RETENTION GROUP SU = SURETY TI = TITLE UR = UNAFFILIATED CREDIT LIFE AND DISABILITY REINSURANCE VA = VARIABLE ANNUITY  
 VE = VEHICLE VL = VARIABLE LIFE

Financial information is as of 12/31/2005 unless alternative fiscal year end is indicated.

† Fiscal year financial information due August 1 or November 1, 2006 pursuant to A.R.S. § 20-1083.

‡ Financial information was not required during this period or is not available due to regulatory action or notification of merger or withdrawal.

\* DBA (Doing Business As)

\*\* Life Care Facility

**INSURERS AUTHORIZED IN ARIZONA AS OF DECEMBER 31, 2005 - (continued)**

NAME	DOMICILE	NAIC #	TELEPHONE	ASSETS	LIABILITIES	CAPITAL & SURPLUS	ARIZONA PREMIUMS	AUTHORIZED LINES
PRAMCO LIFE INS CO	AZ	---	(602)254-5866	Financial Information Not Available †				UR
PREFERRED CARE LIFE INS CO	AZ	60072	(602)254-5866	197,985	3,578	194,407	0	LR
PREFERRED PHYSICIANS MEDICAL RRG, INC	MO	44083	(913)262-2332	127,541,238	97,926,099	29,615,139	6,325,901	CI
PREFERRED PROFESSIONAL INS CO	NE	36234	(402)392-1566	217,236,087	151,581,729	65,654,358	(11,828)	CW
PREMIER ACCESS INS CO	CA	60237	(916)563-6027	22,592,917	8,745,958	13,846,959	2,212,702	DI
PREMIER CHOICE DENTAL, INC	AZ	95224	(714)480-3000	655,303	417,872	237,431	624,378	PD
PREMIER GROUP INS CO	TN	10800	(615)278-1225	42,087,398	24,792,086	17,295,312	50,915	CW
PRENEED REINSURANCE CO OF AMERICA	AZ	11155	(608)257-5611	4,282,562	959,377	3,323,185	0	LR
PRE-PAID LEGAL CASUALTY, INC	OK	37869	(580)436-1234	26,763,248	2,880,456	23,882,792	9,299,572	PL
PRESIDENTIAL LIFE INS CO	NY	68039	(914)358-2300	4,460,797,702	4,169,459,800	291,337,902	2,892,378	DI LI
PRIMERICA LIFE INS CO	MA	65919	(770)381-1000	5,437,586,252	3,734,918,836	1,702,667,416	27,142,981	DI LI
PRIMERO INS CO	NV	11855	(800)925-8185	14,320,623	7,559,241	6,761,382	29,548	CI PI VE
PRINCETON INS CO	NJ	42226	(609)452-9404	1,002,813,693	812,317,742	190,495,951	(12,915)	CW DI MT PI
PRINCIPAL HEALTH INS CO	IA	71161	(515)247-5111	11,088,705	238,456	10,850,250	0	DI LI
PRINCIPAL LIFE INS CO	IA	61271	(515)247-5111	111,738,632,310	108,078,319,181	3,660,313,128	94,381,986	DI LI VA VL
PRIVATE MEDICAL-CARE OF ARIZONA, INC	AZ	95366	(602)938-3131	293,391	56,737	236,654	226,345	PD
PRIVATE RESIDENTIAL MORTGAGE INS CORP	NC	37095	(919)846-4100	15,490,883	7,201,235	8,289,648	0	MG
PROBUILDERS SPECIALTY INS CO, RRG	DC	11671	(770)257-1777	106,246,105	88,392,426	17,853,679	4,286,168	CI
PROFESSIONAL INS CO	TX	68047	(804)662-2400	70,561,453	55,011,137	15,550,316	976,415	DI LI
PROFESSIONAL LIABILITY INS CO OF AMERICA	NY	12513	(314)719-2207	29,905,809	19,894,011	10,011,798	0	MT PI
PROFESSIONAL SECURITY INS CO	AZ	11811	(800)282-4882	17,623,970	603,301	17,020,669	0	CI
PROFESSIONAL SOLUTIONS INS CO	IA	11127	(515)313-4527	13,928,024	6,205,984	7,722,041	459,800	CI PI
PROFESSIONALS ADVOCATE INS CO	MD	29017	(410)785-0050	92,625,551	63,805,885	28,819,666	0	CI PI SU
PROFESSIONALS DIRECT INS CO	MI	25585	(616)456-8899	44,992,535	27,453,835	17,538,700	1,905,034	CI
PROGRAMMED LIFE INS CO	AZ	64866	(303)790-8090	170,643	7,037	163,606	0	LR
PROGRESSIVE CASUALTY INS CO	OH	24260	(440)461-5000	5,917,383,683	4,263,403,725	1,653,979,958	74,547,220	CI MT PI SU VE
PROGRESSIVE CLASSIC INS CO	WI	42994	(440)461-5000	416,422,612	323,125,611	93,297,001	35,642,632	CI MT PI SU VE
PROGRESSIVE HOME INS CO	OH	11851	(440)461-5000	118,054,046	83,082,974	34,971,072	105,785,492	CI MT PI SU VE
PROGRESSIVE NORTHERN INS CO	WI	38628	(440)461-5000	1,305,164,813	932,076,340	373,088,473	0	CI MT PI SU VE
PROGRESSIVE NORTHWESTERN INS CO	OH	42919	(440)461-5000	1,271,569,282	898,011,550	373,557,732	1,513,806	CI MT PI VE
PROGRESSIVE PALOVERDE INS CO	AZ	44695	(440)461-5000	40,258,472	28,394,917	11,863,555	18,693,817	CI DI MT VE
PROGRESSIVE PREFERRED INS CO	OH	37834	(440)461-5000	652,064,925	467,862,405	184,202,520	93,682,754	CI MT PI SU VE
PROGRESSIVE SPECIALTY INS CO	OH	32786	(440)461-5000	1,048,087,766	538,339,846	509,747,920	0	CI MT PI SU VE
PROGRESSIVE WEST INS CO	OH	27804	(440)461-5000	138,123,583	99,654,471	38,469,112	0	CI MT PI SU VE
PROPERTY AND CASUALTY INS CO OF HARTFORD	IN	34690	(860)547-5000	178,529,405	99,134,196	79,395,209	18,245,739	CW DI MT PI SU VE
PROSELECT NATIONAL INS CO, INC	AZ	20400	(617)523-0384	10,915,968	5,983	10,909,985	0	CI MT PI VE
PROTECTION LIFE INS CO	AZ	---	(602)957-4647	Financial Information Not Available †				UR
PROTECTIVE INS CO	IN	12416	(317)636-9800	579,705,654	249,223,801	330,481,853	1,056,309	CW DI MT PI SU VE
PROTECTIVE LIFE AND ANNUITY INS CO	AL	88536	(205)879-9230	660,481,835	553,112,480	107,369,354	30,571	DI LI

Company Names: **CO** = COMPANY **CORP** = CORPORATION **INS** = INSURANCE **RRG** = RISK RETENTION GROUP  
 Authorized Lines: **CE** = CERTIFICATE OF EXEMPTION ( WITH LINES OF AUTHORITY )  
**CI** = CASUALTY **CP** = CAPTIVE INSURER **CW** = CASUALTY WITH WORKERS' COMPENSATION **DI** = DISABILITY **DS** = DENTAL SERVICE  
**HC** = HEALTH CARE SERVICES ORGANIZATION **HS** = HOSPITAL SERVICE **LC** = LIFE CARE PROVIDER **LP** = LIFE CARE PROVIDER PROVISIONAL PERMIT  
**LI** = LIFE **LR** = LIFE AND DISABILITY REINSURANCE **MG** = MORTGAGE GUARANTY **MR** = MECHANICAL REIMBURSEMENT REINSURANCE **MS** = MEDICAL SERVICE  
**MT** = MARINE AND TRANSPORTATION **OS** = OPTOMETRIC SERVICE **PD** = PREPAID DENTAL PLAN **PI** = PROPERTY **PL** = PREPAID LEGAL  
**RG** = DOMESTIC RISK RETENTION GROUP **SU** = SURETY **TI** = TITLE **UR** = UNAFFILIATED CREDIT LIFE AND DISABILITY REINSURANCE **VA** = VARIABLE ANNUITY  
**VE** = VEHICLE **VL** = VARIABLE LIFE

Financial information is as of 12/31/2005 unless alternative fiscal year end is indicated.

† Fiscal year financial information due August 1 or November 1, 2006 pursuant to A.R.S. § 20-1083.

‡ Financial information was not required during this period or is not available due to regulatory action or notification of merger or withdrawal.

\* DBA (Doing Business As)

\*\* Life Care Facility



**INSURERS AUTHORIZED IN ARIZONA AS OF DECEMBER 31, 2005 - (continued)**

NAME	DOMICILE	NAIC #	TELEPHONE	ASSETS	LIABILITIES	CAPITAL & SURPLUS	ARIZONA PREMIUMS	AUTHORIZED LINES
PROTECTIVE LIFE INS CO	TN	68136	(205)879-9230	18,707,688,277	17,328,124,543	1,379,563,733	30,180,070	DI LI VA VL
PROVIDENCE PROPERTY & CASUALTY INS CO	OK	28711	(972)488-2868	69,687,890	50,757,562	18,930,328	25,079	CW PI
PROVIDENCE WASHINGTON INS CO	RI	24295	(401)453-7000	202,501,366	174,217,156	28,284,210	0	CW MT PI SU VE
PROVIDENT AMERICAN INS CO	TX	68179	(214)696-9091	19,726,108	16,824,036	2,902,072	47,245	DI LI
PROVIDENT AMERICAN LIFE & HEALTH INS CO	OH	67903	(440)572-2400	6,557,177	1,654,582	4,902,596	34,135	DI LI
PROVIDENT LIFE AND ACCIDENT INS CO	TN	68195	(423)755-1011	7,952,621,834	6,608,932,571	1,343,689,263	18,699,636	DI LI
PRUCO LIFE INS CO	AZ	79227	(973)802-6000	23,433,174,577	22,893,042,838	540,131,739	32,778,259	DI LI VA VL
PRUDENTIAL ARIZONA REINSURANCE CAPTIVE CO	AZ	---		Financial Information Not Available				CP
PRUDENTIAL INS CO OF AMERICA, THE	NJ	68241	(877)301-1212	221,916,062,817	214,850,816,836	7,065,245,981	186,721,377	DI LI VA VL
PRUDENTIAL RETIREMENT INS AND ANNUITY CO	CT	93629	(860)534-2000	52,660,476,227	51,670,698,088	989,778,139	0	DI LI VA VL
PRUDENTIAL SELECT LIFE INS CO OF AMERICA	MN	66133	Name changed 3/8/05, now known as WILTON REASSURANCE CO					
PUBLIC SERVICE MUTUAL INS CO	NY	15059	(212)591-9500	645,591,542	445,196,089	200,395,453	4,204,555	CW MT PI SU VE
PUEBLO NORTE SENIOR LIVING COMMUNITY **	MD	---	(617)796-8350	1,196,000	10,131,000	(8,935,000)	0	LC
PUTNAM REINSURANCE CO	NY	35157	(212)770-2000	431,109,296	316,890,126	114,219,170	0	CI DI MT PI SU VE
PXRE REINSURANCE CO	CT	29807	(908)906-8100	447,525,373	320,534,404	126,990,969	0	CI DI MT PI SU VE
PYRAMID LIFE INS CO, THE	KS	68284	(407)996-4519	149,356,191	107,417,318	41,938,873	76,887	DI LI
QBE INS CORP	PA	39217	(212)422-1212	376,912,821	238,216,814	138,696,007	8,980,119	CW DI MT PI SU VE
QBE REINSURANCE CORP	PA	10219	(212)422-1212	1,122,876,439	583,391,833	539,484,606	0	CI DI MT PI SU VE
QUANTA INDEMNITY CO	CO	23752	(212)373-1800	334,363,801	238,981,596	95,382,205	8,531,019	CW MT PI SU VE
RADIAN ASSET ASSURANCE INC	NY	36250	(212)983-5859	2,084,109,015	1,089,621,738	994,487,278	937,921	CI SU
RADIAN GUARANTY INC	PA	33790	(800)523-1988	3,568,243,845	3,155,556,390	412,687,455	33,267,183	MG
RADIAN MORTGAGE INS INC	AZ	33944	(215)564-6600	51,956,491	28,359,916	23,596,574	0	MG
RAINIER INS CO	AZ	43915	(206)763-1135	26,304,471	8,331,612	17,972,859	44,709	CW MT PI SU VE
RAMPART INS CO	NY	38512	(212)480-0570	110,869,522	64,685,070	46,184,452	0	CW PI SU VE
REASSURE AMERICA LIFE INS CO	IL	65765	(877)794-7773	11,639,344,952	11,077,818,733	561,526,218	8,431,907	DI LI
RED SHIELD INS CO	WA	41580	(503)226-4146	40,299,841	18,275,720	22,024,121	0	CI MT PI
RED SHIELD SURPLUS INS CO	AZ	11667	(206)763-8620	1,749,446	5,655	1,743,791	0	CI MT PI SU VE
REDLAND INS CO	NJ	37303	(212)790-9700	119,615,912	89,895,580	29,720,332	105,828	CW MT PI SU VE
REDWOOD FIRE AND CASUALTY INS CO	NE	11673	(402)393-7255	547,568,818	311,361,100	236,207,718	1,566	CW DI MT PI SU VE
REGAL INS CO	IN	38873	(770)951-5599	8,469,124	1,406,561	7,062,563	620,127	CI PI VE
REGENT INS CO	WI	24449	(608)837-4440	268,072,917	189,155,526	78,917,391	227,414	CW DI MT PI SU VE
REGIONAL HEALTH INS CO, A RRG	DC	12010	(630)694-5193	5,287,274	3,886,314	1,400,960	0	CI
REGIONS LIFE INS CO	AZ	85413	(602)254-5866	27,929,367	1,826,431	26,102,936	0	LR
REINSURANCE CO OF AMERICA, INC	IL	26549	(315)768-8943	33,875,984	24,767,876	9,108,108	0	CW
RELIABLE LIFE INS CO, THE	MO	68357	(314)819-4300	691,746,039	637,503,781	54,242,258	19,203	DI LI
RELIANCE LIFE INS CO	DE	72613	(215)864-4000	9,650,144	242,231	9,407,913	0	DI LI
RELIANCE STANDARD LIFE INS CO	IL	68381	(800)351-7500	2,613,493,208	2,244,394,328	369,098,880	7,283,970	DI LI
RELIASTAR LIFE INS CO	MN	67105	(612)372-5432	22,042,630,670	20,162,490,971	1,880,139,699	45,658,741	DI LI VA VL
RELIASTAR LIFE INS CO OF NEW YORK	NY	61360	(770)980-5100	2,805,403,819	2,525,508,274	279,895,545	1,088,694	DI LI

Company Names: CO = COMPANY CORP = CORPORATION INS = INSURANCE RRG = RISK RETENTION GROUP  
 CE = CERTIFICATE OF EXEMPTION ( WITH LINES OF AUTHORITY )  
 Authorized Lines: CI = CASUALTY CP = CAPTIVE INSURER CW = CASUALTY WITH WORKERS' COMPENSATION DI = DISABILITY DS = DENTAL SERVICE  
 HC = HEALTH CARE SERVICES ORGANIZATION HS = HOSPITAL SERVICE LC = LIFE CARE PROVIDER LP = LIFE CARE PROVIDER PROVISIONAL PERMIT  
 LI = LIFE LR = LIFE AND DISABILITY REINSURANCE MG = MORTGAGE GUARANTY MR = MECHANICAL REIMBURSEMENT REINSURANCE MS = MEDICAL SERVICE  
 MT = MARINE AND TRANSPORTATION OS = OPTOMETRIC SERVICE PD = PREPAID DENTAL PLAN PI = PROPERTY PL = PREPAID LEGAL  
 RG = DOMESTIC RISK RETENTION GROUP SU = SURETY TI = TITLE UR = UNAFFILIATED CREDIT LIFE AND DISABILITY REINSURANCE VA = VARIABLE ANNUITY  
 VE = VEHICLE VL = VARIABLE LIFE

Financial information is as of 12/31/2005 unless alternative fiscal year end is indicated.

† Fiscal year financial information due August 1 or November 1, 2006 pursuant to A.R.S. § 20-1083.

‡ Financial information was not required during this period or is not available due to regulatory action or notification of merger or withdrawal.

\* DBA (Doing Business As)

\*\* Life Care Facility

**INSURERS AUTHORIZED IN ARIZONA AS OF DECEMBER 31, 2005 - (continued)**

NAME	DOMICILE	NAIC #	TELEPHONE	ASSETS	LIABILITIES	CAPITAL & SURPLUS	ARIZONA PREMIUMS	AUTHORIZED LINES
REMINGTON LIFE INS CO	AZ	---	(800)477-8858	Financial Information Not Available †				UR
RENAISSANCE LIFE & HEALTH INS CO	IN	94587	(800)745-7509	6,558,900	402,630	6,156,270	0	DI LI
RENAISSANCE LIFE & HEALTH INS CO OF AMERICA	DE	61700	(800)745-7509	12,463,640	2,319,567	10,144,073	1,218	DI LI
REPUBLIC AMERICAN LIFE INS CO	TX	81132	(214)631-6310	3,755,325	1,313,785	2,441,540	49,828	DI LI
REPUBLIC INDEMNITY CO OF AMERICA	CA	22179	(818)990-9860	875,372,585	565,172,417	310,200,168	6,587,512	CW MT PI SU VE
REPUBLIC INDEMNITY CO OF CALIFORNIA	CA	43753	(818)990-9860	40,892,759	22,751,513	18,141,246	440,689	CW
REPUBLIC INS CO	TX	38318	(214)559-1222	80,069,764	64,157,446	15,912,318	0	CI DI MT PI SU VE
REPUBLIC MORTGAGE INS CO	NC	28452	(336)661-0015	1,659,577,852	1,386,839,930	272,737,922	14,345,722	MG
REPUBLIC MORTGAGE INS CO OF FLORIDA	FL	32174	(336)661-0015	38,473,379	27,106,978	11,366,401	0	MG
REPUBLIC MORTGAGE INS CO OF NORTH CAROLINA	NC	31275	(800)999-7642	459,335,851	374,030,939	85,304,912	0	MG
REPUBLIC UNDERWRITERS INS CO	TX	24538	(972)788-6000	463,054,982	293,698,497	169,356,485	321,485	CI DI MT PI SU VE
REPUBLIC WESTERN INS CO	AZ	31089	(602)263-6755	272,251,067	182,427,418	89,823,649	3,278,981	CW DI MT PI SU VE
REPUBLIC-VANGUARD INS CO	AZ	40479	(972)788-6000	20,508,659	722,087	19,786,572	0	CI DI MT PI SU VE
RESERVE CAPITAL LIFE INS CO	AZ	97446	(501)225-7295	3,446,863	2,155,100	1,291,763	0	LR
RESERVE NATIONAL INS CO	OK	68462	(405)848-7931	98,874,285	64,065,668	34,808,617	372,732	DI LI
RESIDENTIAL GUARANTY CO	AZ	10287	(925)658-7878	429,380,093	329,044,937	100,335,155	0	MG
RESIDENTIAL INS CO	AZ	10741	(925)658-7878	6,813,836	1,754,434	5,059,402	0	MG
RESIDENTIAL INS CO, INC, A RRG	HI	10691	(720)747-6000	4,427,296	1,747,447	2,679,849	40,869	CI
RESNICK, WULBERT & RESNICK LIFE INS CO	AZ	---	(847)572-6864	Financial Information Not Available †				UR
RESOURCE LIFE INS CO	IL	61506	(847)953-1000	126,171,704	93,622,076	32,549,628	60,645	DI LI
RESPONSE INS CO	DE	43044	(203)634-7200	91,058,755	20,377,630	70,681,125	106,403	CI MT PI VE
RESPONSE WORLDWIDE INS CO	CT	26050	(203)634-7200	64,178,737	39,120,640	25,058,097	945,021	CI VE
RESTORATION RRG, INC	AZ	12209		6,878,348	3,116,946	3,761,402	81,952	RG
REVIOS REINSURANCE U.S. INC	CA	87017	(416)598-4677	340,827,602	279,474,861	61,352,741	0	DI LI
RGA REINSURANCE CO	MO	93572	(636)736-7000	9,778,217,301	8,803,107,138	975,110,163	0	DI LI
RIHT LIFE INS CO	AZ	94943	(602)254-5866	2,973,653	289,002	2,684,651	0	LR
RISK ASSOCIATES LIFE INS CO	AZ	---	(423)970-7500	Financial Information Not Available †				UR
RIVERPORT INS CO	MN	36684	(612)766-3000	66,393,747	34,731,939	31,661,808	1,935,635	CI MT PI SU VE
RIVERSIDE CAPTIVE INS CO	AZ	---		Financial Information Not Available				CP
RLI INDEMNITY CO	IL	28860	(309)692-1000	37,359,265	3,317,974	34,041,291	41,484	CI MT PI SU VE
RLI INS CO	IL	13056	(309)692-1000	1,300,270,576	609,723,904	690,546,672	6,595,002	CI DI MT PI SU VE
ROCHDALE INS CO	NY	12491	(212)220-7120	83,754,833	66,466,261	17,288,572	0	SUSPENDED
ROCHE SURETY AND CASUALTY CO, INC	FL	42706	(813)623-5042	5,603,311	451,845	5,151,466	243	SU
ROCKFORD LIFE INS CO	AZ	60008	(602)994-5813	628,884	88,933	539,951	0	LR
ROCKHILL INS CO	AZ	28053	(816)412-2801	127,810,534	1,663,323	126,147,211	170,000	CI DI MT PI SU VE
ROYAL INDEMNITY CO	DE	24678	(704)522-2000	3,899,775,156	3,182,219,780	717,555,376	(63,684)	CW DI MT PI SU VE
ROYAL NEIGHBORS OF AMERICA	IL	57657	(309)788-4561	629,200,585	446,913,624	182,286,961	942,509	DI LI
ROYAL OAKS **	AZ	95249	(623)933-2807	75,685,958	56,268,222	19,417,736	0	LC
RSUI INDEMNITY CO	NH	22314	(404)504-6100	1,957,700,078	1,219,108,610	738,591,468	7,834,413	CI MT PI

Company Names: **CO** = COMPANY **CORP** = CORPORATION **INS** = INSURANCE **RRG** = RISK RETENTION GROUP  
 Authorized Lines: **CE** = CERTIFICATE OF EXEMPTION ( WITH LINES OF AUTHORITY )  
**CI** = CASUALTY **CP** = CAPTIVE INSURER **CW** = CASUALTY WITH WORKERS' COMPENSATION **DI** = DISABILITY **DS** = DENTAL SERVICE  
**HC** = HEALTH CARE SERVICES ORGANIZATION **HS** = HOSPITAL SERVICE **LC** = LIFE CARE PROVIDER **LP** = LIFE CARE PROVIDER PROVISIONAL PERMIT  
**LI** = LIFE **LR** = LIFE AND DISABILITY REINSURANCE **MG** = MORTGAGE GUARANTY **MR** = MECHANICAL REIMBURSEMENT REINSURANCE **MS** = MEDICAL SERVICE  
**MT** = MARINE AND TRANSPORTATION **OS** = OPTOMETRIC SERVICE **PD** = PREPAID DENTAL PLAN **PI** = PROPERTY **PL** = PREPAID LEGAL  
**RG** = DOMESTIC RISK RETENTION GROUP **SU** = SURETY **TI** = TITLE **UR** = UNAFFILIATED CREDIT LIFE AND DISABILITY REINSURANCE **VA** = VARIABLE ANNUITY  
**VE** = VEHICLE **VL** = VARIABLE LIFE

Financial information is as of 12/31/2005 unless alternative fiscal year end is indicated.

† Fiscal year financial information due August 1 or November 1, 2006 pursuant to A.R.S. § 20-1083.

‡ Financial information was not required during this period or is not available due to regulatory action or notification of merger or withdrawal.

\* DBA (Doing Business As)

\*\* Life Care Facility

**INSURERS AUTHORIZED IN ARIZONA AS OF DECEMBER 31, 2005 - (continued)**

NAME	DOMICILE	NAIC #	TELEPHONE	ASSETS	LIABILITIES	CAPITAL & SURPLUS	ARIZONA PREMIUMS	AUTHORIZED LINES
RUDANDA LIFE INS CO	AZ	---	(847)572-6864	Financial Information Not Available †				UR
RURAL COMMUNITY INS CO	MN	39039	(763)323-2299	2,189,335,017	1,936,562,342	252,772,675	1,739,565	CI MT PI VE
S.USA LIFE INS CO, INC	AZ	60183	(877)725-4372	15,355,326	3,952,842	11,402,485	55,516	DI LI
SAFE AUTO INS CO	OH	25405	(614)231-0200	385,123,162	269,910,864	115,212,298	3,902,282	VE
SAFECO INS CO OF AMERICA	WA	24740	(206)545-5000	4,468,951,833	3,271,077,347	1,197,874,486	65,165,135	CW DI MT PI SU VE
SAFECO INS CO OF ILLINOIS	IL	39012	(708)490-2900	665,020,385	491,198,864	173,821,521	119,582	CI MT PI SU VE
SAFECO INS CO OF INDIANA	IN	11215	(206)545-5000	17,445,221	5,911,880	11,533,341	0	CI MT PI VE
SAFECO NATIONAL INS CO	MO	24759	(206)545-5000	242,267,664	163,387,641	78,880,023	0	CI MT VE
SAFEHEALTH LIFE INS CO	CA	79014	(949)425-4300	24,828,609	8,565,209	16,263,400	606,651	DI LI
SAFETY FIRST INS CO	IL	11123	(888)372-7512	15,269,176	3,788,083	11,481,093	10,882	CW
SAFETY NATIONAL CASUALTY CORP	MO	15105	(314)995-5300	1,319,072,540	959,954,319	359,118,221	1,505,895	CW MT PI SU VE
SAFEWAY INS CO	IL	12521	(630)887-8300	375,401,590	136,440,751	238,960,839	30,790,363	CI
SAFEWAY PROPERTY INS CO	NE	17248	(352)333-0160	24,341,738	14,358,650	9,983,088	0	CI PI VE
SAGAMORE INS CO	IN	40460	(317)636-9800	156,013,633	61,093,681	94,919,952	66,551	CW DI MT PI SU VE
SAGE LIFE ASSURANCE OF AMERICA, INC	DE	93246	(914)828-8869	111,216,776	99,370,317	11,846,459	0	DI LI VA VL
SAGUARO NATIONAL CAPTIVE INS CO	AZ	---		Financial Information Not Available				CP
SAN FRANCISCO REINSURANCE CO	CA	21911	(415)899-2000	288,744,109	34,590,422	254,153,687	0	CW DI MT PI SU VE
SANDHILL LIFE INS CO	AZ	---	(480)994-5812	Financial Information Not Available †				UR
SCAN HEALTH PLAN ARIZONA, INC	AZ	12279	(562)989-5100	3,038,766	347,746	2,691,020	0	HC
SCF ARIZONA *	AZ	36714	(602)631-2000	3,132,660,434	2,476,988,926	655,671,508	394,274,211	CW
SCOR LIFE INS CO	TX	68446	(972)560-9500	55,786,052	24,341,232	31,444,820	20,127	DI LI
SCOR LIFE U.S. RE INS CO	TX	64688	(972)560-9500	2,129,820,062	2,022,761,965	107,058,097	0	DI LI
SCOR REINSURANCE CO	NY	30058	(212)480-1900	1,516,977,947	1,054,527,794	462,450,153	0	CI MT PI SU VE
SCOTT LIFE INS CO	AZ	76961	(515)243-2131	90,707,292	4,412,538	86,294,755	0	DI LI
SCOTTISH RE (U.S.), INC	DE	87572	(704)752-6742	3,042,647,025	2,551,541,547	491,105,478	0	DI LI
SCOTTISH RE LIFE CORP	DE	90670	(704)542-9192	614,659,509	540,327,166	74,332,343	0	DI LI
SCOTTSDALE CAPTIVE INS CO	FY Ending 09/30/2005	AZ	---	Financial Information Not Available				CP
SCOTTSDALE INS CO	OH	41297	(480)365-4000	1,703,066,386	1,293,333,124	409,733,262	18,080,101	CI MT PI VE
SCOTTSDALE SURPLUS LINES INS CO	AZ	10672	(480)948-0505	8,584,714	108,111	8,476,603	0	CI MT PI VE
SEABOARD SURETY CO	NY	22535	(651)310-7911	134,439,821	10,292,347	124,147,474	1,146,905	CW MT PI SU
SEABRIGHT INS CO	IL	15563	(206)269-8500	377,955,336	233,223,322	144,732,014	1,334,407	CW DI MT PI SU VE
SEARS LIFE INS CO	TX	69914	(817)348-5301	77,018,423	16,311,685	60,706,738	1,434,186	DI LI
SEATON INS CO	Ri	25763	(617)234-3871	65,191,822	25,044,861	40,146,962	0	CW DI MT PI SU VE
SEB TRYGG LIFE (USA) ASSURANCE CO LIMITED	AZ	89071	(602)200-6900	629,254	154,430	474,824	0	LI VA VL
SECURA INS, A MUTUAL CO	WI	22543	(920)739-3161	501,138,313	321,834,528	179,303,785	0	CW MT PI SU VE
SECURA SUPREME INS CO	WI	10239	(920)739-3161	59,591,858	37,015,990	22,575,868	0	CW MT PI SU VE
SECURIAN CASUALTY CO	MN	10054	(651)665-3500	25,815,482	3,382,405	22,433,077	0	CI PI
SECURIAN LIFE INS CO	MN	93742	(651)665-3500	116,560,321	3,421,971	113,138,350	173,763	DI LI
SECURITY AMERICA RRG, INC	VT	11267	(802)864-5599	2,114,505	948,832	1,165,673	8,088	CI

Company Names: CO = COMPANY CORP = CORPORATION INS = INSURANCE RRG = RISK RETENTION GROUP  
 CE = CERTIFICATE OF EXEMPTION ( WITH LINES OF AUTHORITY )  
 Authorized Lines: CI = CASUALTY CP = CAPTIVE INSURER CW = CASUALTY WITH WORKERS' COMPENSATION DI = DISABILITY DS = DENTAL SERVICE  
 HC = HEALTH CARE SERVICES ORGANIZATION HS = HOSPITAL SERVICE LC = LIFE CARE PROVIDER LP = LIFE CARE PROVIDER PROVISIONAL PERMIT  
 LI = LIFE LR = LIFE AND DISABILITY REINSURANCE MG = MORTGAGE GUARANTY MR = MECHANICAL REIMBURSEMENT REINSURANCE MS = MEDICAL SERVICE  
 MT = MARINE AND TRANSPORTATION OS = OPTOMETRIC SERVICE PD = PREPAID DENTAL PLAN PI = PROPERTY PL = PREPAID LEGAL  
 RG = DOMESTIC RISK RETENTION GROUP SU = SURETY TI = TITLE UR = UNAFFILIATED CREDIT LIFE AND DISABILITY REINSURANCE VA = VARIABLE ANNUITY  
 VE = VEHICLE VL = VARIABLE LIFE

Financial information is as of 12/31/2005 unless alternative fiscal year end is indicated.

† Fiscal year financial information due August 1 or November 1, 2006 pursuant to A.R.S. § 20-1083.

‡ Financial information was not required during this period or is not available due to regulatory action or notification of merger or withdrawal.

\* DBA (Doing Business As)

\*\* Life Care Facility

**INSURERS AUTHORIZED IN ARIZONA AS OF DECEMBER 31, 2005 - (continued)**

NAME	DOMICILE	NAIC #	TELEPHONE	ASSETS	LIABILITIES	CAPITAL & SURPLUS	ARIZONA PREMIUMS	AUTHORIZED LINES
SECURITY BENEFIT LIFE INS CO	KS	68675	(785)438-3000	11,509,559,923	10,921,348,619	588,211,304	21,470,580	DI LI VA VL
SECURITY FINANCIAL LIFE INS CO	NE	68764	(402)434-9500	798,590,453	716,610,965	81,979,488	789,597	DI LI
SECURITY GENERAL LIFE INS CO	OK	68691	(405)677-0781	6,302,126	4,793,283	1,508,846	0	DI LI
SECURITY INS CO OF HARTFORD	CT	24902	(704)522-2000	1,151,377,049	1,010,297,997	141,079,052	(36,045)	CW DI MT PI SU VE
SECURITY LIFE INS CO OF AMERICA	MN	68721	(612)544-2121	83,063,724	70,704,888	12,358,837	1,037,490	DI LI
SECURITY LIFE OF DENVER INS CO	CO	68713	(303)860-1290	23,814,539,694	22,284,677,570	1,529,862,124	34,508,719	DI LI VA VL
SECURITY MUTUAL LIFE INS CO OF NEW YORK	NY	68772	(607)723-3551	1,958,418,227	1,858,666,802	99,751,425	789,719	DI LI
SECURITY NATIONAL LIFE INS CO	UT	69485	(801)264-1060	277,318,522	262,379,837	14,938,685	912,559	DI LI
SECURITY UNION TITLE INS CO	CA	50857	(312)223-2597	108,850,718	45,627,628	63,223,090	27,635,453	TI
SELECT INS CO	TX	22233	(972)650-2800	60,190,168	968,782	59,221,386	0	CW MT PI SU VE
SELECT MARKETS INS CO	IL	19836	(210)321-8400	15,466,653	5,470,032	9,996,621	151,336	CW MT PI SU VE
SELECTIVE INS CO OF NEW YORK	NY	13730	(973)948-3000	258,474,299	195,544,604	62,929,695	226,610	CI MT PI SU VE
SENECA INS CO, INC	NY	10936	(212)344-3000	287,835,570	182,185,173	105,650,397	338,741	CW MT PI SU VE
SENECA SPECIALTY INS CO	AZ	10729	(212)344-3000	23,620,346	874,486	22,745,860	19,006	CI MT PI SU VE
SENIOR AMERICAN LIFE INS CO	PA	76759	(215)918-0515	14,526,421	9,187,242	5,339,179	1,140,044	DI LI
SENTINEL AMERICAN LIFE INS CO	TX	77119	(972)540-6540	47,463,525	32,370,061	15,093,464	1	DI LI
SENTINEL INS CO, LTD	CT	11000	(860)547-5000	360,729,253	60,744,573	299,984,680	26,296,161	CW MT PI SU VE
SENTINEL SECURITY LIFE INS CO	UT	68802	(801)484-8514	50,626,213	29,518,437	21,107,776	474,877	DI LI
SENTRY CASUALTY CO	WI	28460	(715)346-6000	32,068,090	128,540	31,939,551	0	MT PI SU VE
SENTRY INS A MUTUAL CO	WI	24988	(715)346-6000	5,231,543,943	2,738,298,737	2,493,245,213	9,871,482	CW DI MT PI SU VE
SENTRY LIFE INS CO	WI	68810	(715)346-6000	2,817,409,114	2,583,886,956	233,522,161	4,537,986	DI LI VA VL
SENTRY SELECT INS CO	WI	21180	(715)346-6000	593,535,861	419,309,050	174,226,811	9,193,214	CW DI MT PI SU VE
SEQUOIA INS CO	CA	22985	(831)657-4525	165,511,894	108,114,519	57,397,376	7,702	CW MT PI SU VE
SERVICE INS CO	FL	36560	(941)746-4107	26,920,844	16,466,157	10,454,687	700	CW MT PI SU VE
SERVICE LIFE AND CASUALTY INS CO	TX	77151	(512)343-0600	140,093,356	104,699,400	35,393,957	(122)	DI LI
SERVUS LIFE INS CO	CT	80586	(860)843-4586	11,696,247	518,014	11,178,233	0	DI LI VA VL
SHELBY CASUALTY INS CO	IL	30503	(205)970-7000	29,342,970	15,070,305	14,272,665	3,859,091	CI DI MT PI SU VE
SHELBY INS CO, THE	IL	15156	(205)970-7000	29,009,412	4,093,229	24,916,183	0	CI MT PI SU VE
SHENANDOAH LIFE INS CO	VA	68845	(540)985-4400	1,527,683,600	1,408,507,851	119,175,749	397,270	DI LI
SIERRA HEALTH AND LIFE INS CO, INC	CA	71420	(702)242-7779	77,163,454	31,990,555	45,172,901	247,754	DI LI
SIERRA WINDS **	FY Ending 10/31/2005	AZ	96032 (623)972-0212	32,434,548	51,447,618	(19,013,070)	0	LC
SIGHTCARE, INC	AZ	47012	(480)961-1865	688,462	342,398	346,064	1,990,928	OS
SIRIUS AMERICA INS CO	DE	35408	(212)702-3700	309,603,112	202,215,087	107,388,025	4,112,793	CI DI MT PI SU VE
SLOVENE NATIONAL BENEFIT SOCIETY	PA	57673	(412)695-1100	149,881,692	140,322,442	9,559,250	0	DI LI
SOCIAL SERVICES PROVIDERS CAPTIVE INS CO	AZ	- - -		Financial Information Not Available				CP
SOMERSET LIFE INS CO	AZ	63169	(201)666-5156	14,979,851	8,890,238	6,089,613	0	LR
SOMPO JAPAN INS CO OF AMERICA	NY	11126	(212)416-1200	518,854,250	322,613,771	196,240,479	1,199,920	CW MT PI SU VE
SONS OF NORWAY	MN	57142	(612)827-3611	238,687,855	229,224,399	9,463,456	55,356	DI LI
SOUTHEAST FAMILY LIFE INS CO	AZ	89281	(954)429-2333	23,500,411	14,109,249	9,391,162	0	LR

Company Names: CO = COMPANY CORP = CORPORATION INS = INSURANCE RRG = RISK RETENTION GROUP  
 Authorized Lines: CE = CERTIFICATE OF EXEMPTION ( WITH LINES OF AUTHORITY )  
 CI = CASUALTY CP = CAPTIVE INSURER CW = CASUALTY WITH WORKERS' COMPENSATION DI = DISABILITY DS = DENTAL SERVICE  
 HC = HEALTH CARE SERVICES ORGANIZATION HS = HOSPITAL SERVICE LC = LIFE CARE PROVIDER LP = LIFE CARE PROVIDER PROVISIONAL PERMIT  
 LI = LIFE LR = LIFE AND DISABILITY REINSURANCE MG = MORTGAGE GUARANTY MR = MECHANICAL REIMBURSEMENT REINSURANCE MS = MEDICAL SERVICE  
 MT = MARINE AND TRANSPORTATION OS = OPTOMETRIC SERVICE PD = PREPAID DENTAL PLAN PI = PROPERTY PL = PREPAID LEGAL  
 RG = DOMESTIC RISK RETENTION GROUP SU = SURETY TI = TITLE UR = UNAFFILIATED CREDIT LIFE AND DISABILITY REINSURANCE VA = VARIABLE ANNUITY  
 VE = VEHICLE VL = VARIABLE LIFE

Financial information is as of 12/31/2005 unless alternative fiscal year end is indicated.  
 † Fiscal year financial information due August 1 or November 1, 2006 pursuant to A.R.S. § 20-1083.  
 ‡ Financial information was not required during this period or is not available due to regulatory action or notification of merger or withdrawal.  
 \* DBA (Doing Business As)  
 \*\* Life Care Facility

**INSURERS AUTHORIZED IN ARIZONA AS OF DECEMBER 31, 2005 - (continued)**

NAME	DOMICILE	NAIC #	TELEPHONE	ASSETS	LIABILITIES	CAPITAL & SURPLUS	ARIZONA PREMIUMS	AUTHORIZED LINES
SOUTHERN GENERAL UNDERWRITERS INS CO	AZ	37311	(770)952-0080	12,524,097	6,916,520	5,607,577	0	CI DI MT PI SU VE
SOUTHERN INS CO	TX	19216	(972)788-6000	8,651,866	525,443	8,126,423	84,562	DI MT PI VE
SOUTHERN RISK LIFE INS CO	AZ	---	(602)254-5866	Financial Information Not Available †				UR
SOUTHLAND NATIONAL INS CORP	AL	79057	(205)345-7410	132,780,273	122,394,870	10,385,403	722,321	DI LI
SOUTHWEST EQUITY LIFE INS CO	AZ	98426	(319)363-5400	8,638,981	3,821,208	4,817,773	0	LR
SOUTHWEST GENERAL INS CO	NM	27499	(505)722-6621	5,485,543	3,267,646	2,217,897	236,539	VE
SOUTHWESTERN LIFE INS CO	TX	91391	(914)828-8914	1,758,507,859	1,591,139,618	167,368,241	850,068	DI LI
SPECIALIZED LOCAL DELIVERY RRG, INC	DC	10128	(775)782-6663	Financial Information Not Available ‡				CI VE
SPECTRUM LIFE INS CO	AZ	---	(602)254-5866	Financial Information Not Available †				UR
SPIRIT MOUNTAIN INS CO RRG, INC	DC	10754	(775)782-6663	1,884,209	933,967	950,242	29,907	CI
SPLENDIDO AT RANCHO VISTOSO **	AZ	---	(847)492-7500	37,375,647	26,519,804	10,855,843	0	LC
SPRINGFIELD INS CO	CA	36790	(626)915-1951	77,465,098	58,292,495	19,172,603	337	CW
SRP CAPTIVE RISK SOLUTIONS, LIMITED	FY Ending 04/30/2005	AZ	---	Financial Information Not Available				CP
ST. CHARLES INS CO RRG	SC	11114	(843)766-2327	7,102,825	4,186,655	2,916,170	20,520	CI
ST. PAUL FIRE AND MARINE INS CO	MN	24767	(651)310-7911	19,900,457,826	13,324,598,297	6,575,859,529	36,767,437	CW DI MT PI SU VE
ST. PAUL GUARDIAN INS CO	MN	24775	(612)310-7066	15,159,373	1,108,794	14,050,579	351,681	CW DI MT PI SU VE
ST. PAUL MEDICAL LIABILITY INS CO	MN	41750	(612)310-7911	188,403,131	138,324,884	50,078,247	0	CW MT PI SU VE
ST. PAUL MERCURY INS CO	MN	24791	(612)310-7066	25,319,606	194,387	25,125,219	5,644,824	CW DI MT PI SU VE
ST. PAUL PROTECTIVE INS CO	IL	19224	(651)310-7911	494,304,941	277,835,466	216,469,475	39,374	CW DI MT PI SU VE
STANDARD CASUALTY CO	TX	12645	(830)629-6111	21,904,646	4,678,514	17,226,132	58,637	CI PI SU
STANDARD FIRE INS CO	CT	19070	(860)277-0111	3,347,729,088	2,343,963,656	1,003,765,432	20,019,664	CW DI MT PI SU VE
STANDARD GUARANTY INS CO	DE	42986	(770)763-1000	124,776,981	89,571,134	35,205,847	1,555	CI DI MT PI VE
STANDARD INS CO	OR	69019	(503)321-7000	10,810,752,890	9,866,216,565	944,536,325	63,636,684	DI LI VA
STANDARD LIFE AND ACCIDENT INS CO	OK	86355	(409)763-4661	513,541,090	315,149,201	198,391,889	3,271,405	DI LI
STANDARD LIFE INS CO OF INDIANA	IN	69051	(317)574-6200	1,552,218,551	1,471,424,027	80,794,524	438,795	DI LI
STANDARD SECURITY LIFE INS CO OF NY	NY	69078	(212)355-4141	312,423,115	201,829,959	110,593,156	4,619,111	DI LI
STANFORD LIFE INS CO	AZ	77372	(602)254-5866	6,347,405	5,727,570	619,835	3,514	DI LI
STAR INS CO	MI	18023	(248)358-1100	407,620,038	266,484,148	141,135,890	1,794,093	CW DI MT PI SU VE
STARBOARD CAPTIVE INS CO	AZ	---		Financial Information Not Available				CP
STARMOUNT LIFE INS CO	LA	68985	(225)926-2888	17,091,484	8,890,880	8,200,604	225,804	DI LI
STARNET INS CO	DE	40045	(203)542-3800	55,223,627	31,383,057	23,840,570	4,525,067	CW DI MT PI SU VE
STARVED ROCK LIFE INS CO	AZ	---	(847)572-6864	Financial Information Not Available †				UR
STATE AUTO NATIONAL INS CO	OH	19530	(614)464-5000	106,447,712	45,362,497	61,085,215	0	CI MT PI SU VE
STATE AUTO PROPERTY AND CASUALTY INS CO	SC	25127	(614)464-5000	1,498,854,247	1,025,004,885	473,849,362	0	MT PI SU VE
STATE AUTOMOBILE MUTUAL INS CO	OH	25135	(614)464-5000	1,966,324,902	645,916,678	1,320,408,224	0	MT PI SU VE
STATE FARM ANNUITY AND LIFE INS CO	IL	94498	(309)766-2311	7,919,048	37,466	7,881,582	0	DI LI
STATE FARM FIRE AND CASUALTY CO	IL	25143	(309)766-2311	23,781,705,802	16,115,045,011	7,666,660,791	342,367,928	CW DI MT PI SU VE
STATE FARM GENERAL INS CO	IL	25151	(309)766-2311	3,899,677,589	2,432,899,362	1,466,778,227	(118)	CW DI MT PI SU
STATE FARM LIFE INS CO	IL	69108	(309)766-2311	39,874,561,166	35,370,107,286	4,504,453,880	55,381,234	LI VA VL

Company Names: **CO** = COMPANY **CORP** = CORPORATION **INS** = INSURANCE **RRG** = RISK RETENTION GROUP  
 Authorized Lines: **CE** = CERTIFICATE OF EXEMPTION ( WITH LINES OF AUTHORITY )  
**CI** = CASUALTY **CP** = CAPTIVE INSURER **CW** = CASUALTY WITH WORKERS' COMPENSATION **DI** = DISABILITY **DS** = DENTAL SERVICE  
**HC** = HEALTH CARE SERVICES ORGANIZATION **HS** = HOSPITAL SERVICE **LC** = LIFE CARE PROVIDER **LP** = LIFE CARE PROVIDER PROVISIONAL PERMIT  
**LI** = LIFE **LR** = LIFE AND DISABILITY REINSURANCE **MG** = MORTGAGE GUARANTY **MR** = MECHANICAL REIMBURSEMENT REINSURANCE **MS** = MEDICAL SERVICE  
**MT** = MARINE AND TRANSPORTATION **OS** = OPTOMETRIC SERVICE **PD** = PREPAID DENTAL PLAN **PI** = PROPERTY **PL** = PREPAID LEGAL  
**RG** = DOMESTIC RISK RETENTION GROUP **SU** = SURETY **TI** = TITLE **UR** = UNAFFILIATED CREDIT LIFE AND DISABILITY REINSURANCE **VA** = VARIABLE ANNUITY  
**VE** = VEHICLE **VL** = VARIABLE LIFE

Financial information is as of 12/31/2005 unless alternative fiscal year end is indicated.

† Fiscal year financial information due August 1 or November 1, 2006 pursuant to A.R.S. § 20-1083.

‡ Financial information was not required during this period or is not available due to regulatory action or notification of merger or withdrawal.

\* DBA (Doing Business As)

\*\* Life Care Facility

**INSURERS AUTHORIZED IN ARIZONA AS OF DECEMBER 31, 2005 - (continued)**

NAME	DOMICILE	NAIC #	TELEPHONE	ASSETS	LIABILITIES	CAPITAL & SURPLUS	ARIZONA PREMIUMS	AUTHORIZED LINES	
STATE FARM MUTUAL AUTOMOBILE INS CO	IL	25178	(309)766-2311	89,982,019,196	39,794,765,715	50,187,253,481	513,005,441	CI DI MT PI SU VE	
STATE LIFE INS CO, THE	IN	69116	(317)681-5300	2,302,845,027	2,194,467,695	108,377,332	1,862,841	DI LI	
STATE MUTUAL INS CO	GA	69132	(706)291-1054	358,543,437	335,320,637	23,222,800	1,693,183	DI LI	
STATE NATIONAL INS CO, INC	TX	12831	(817)265-2000	176,303,519	93,789,486	82,514,032	5,982,855	CI MT PI SU VE	
STATES SELF-INSURERS RRG, INC	VT	44075	(612)766-3000	19,471,472	13,124,748	6,346,726	840,260	CI	
STEEL TANK INS CO, A RRG	VT	10476	<i>Name changed 12/9/05, now known as STICO MUTUAL INS CO, RRG</i>						
STERLING INVESTORS LIFE INS CO	GA	89184	(706)235-8154	22,320,679	16,820,506	5,500,173	58,579	DI LI	
STERLING LIFE INS CO	IL	77399	(847)953-1000	145,506,008	59,615,244	85,890,764	8,358,277	DI LI	
STEWART TITLE GUARANTY CO	TX	50121	(713)625-8100	1,016,661,194	528,468,192	488,193,002	35,854,883	TI	
STICO MUTUAL INS CO, RRG	VT	10476	(802)862-4400	17,096,046	7,183,867	9,912,180	0	CI	
STONEBRIDGE CASUALTY INS CO	OH	10952	(800)233-4624	220,983,175	151,166,810	69,816,365	3,266,742	CI DI MT PI SU VE	
STONEBRIDGE LIFE INS CO	VT	65021	(972)881-6406	1,882,528,411	1,740,113,252	142,415,159	11,274,247	DI LI	
STONEWALL INS CO	RI	22276	(617)234-3871	107,796,014	51,822,672	55,973,341	0	CI MT PI VE	
STONINGTON INS CO	TX	10340	(972)664-7000	296,200,006	241,923,584	54,276,422	4,205,488	CW MT PI SU VE	
STRATFORD INS CO	NH	40436	(201)847-8600	171,265,479	122,724,525	48,540,954	0	CI PI VE	
SUA INS CO	IL	40134	(312)277-1600	166,478,166	86,721,202	79,756,964	95,754	CW MT PI SU VE	
SUMMERLIN LIFE AND HEALTH INS CO	NV	11838	(702)304-5500	11,008,244	5,755,695	5,252,549	0	DI LI	
SUMMIT CREDIT LIFE INS CO	AZ	85596	(602)254-5866	5,728,020	662,922	5,065,099	0	LR	
SUN HEALTH MEDISUN, INC	AZ	95982	(623)974-7434	11,628,366	4,454,474	7,173,892	136,959,381	HC	
SUN LIFE ASSURANCE CO OF CANADA	CANADA	80802	(781)237-6030	13,011,446,992	12,359,885,775	651,561,217	35,341,082	DI LI	
SUN LIFE ASSURANCE CO OF CANADA (U.S.)	DE	79065	(781)237-6030	40,293,920,565	38,751,400,485	1,542,520,080	79,002,500	DI LI VA VL	
SUN SURETY INS CO	SD	10909	(605)348-1000	8,556,641	4,106,511	4,450,130	131,445	SU	
SUNAMERICA LIFE INS CO	AZ	69256	(888)502-0600	62,336,638,424	57,926,654,205	4,409,984,219	753,361	DI LI	
SUNSET LIFE INS CO OF AMERICA	MO	69272	(816)753-0034	479,321,999	441,311,667	38,010,332	625,322	DI LI	
SUNTRUST INS CO	AZ	85995	(602)254-5866	18,065,881	4,749,422	13,316,459	0	DI LI	
SUPERIOR INS CO	FL	12220	(813)887-4878	5,336,075	11,604,850	(6,268,775)	0	REHABILITATION	
SUPERIOR VISION INS, INC	AZ	60188	(949)461-3300	16,705,767	5,849,996	10,855,771	0	LR	
SUPREME COUNCIL OF THE ROYAL ARCANUM	MA	58181	(617)426-4135	63,379,491	50,026,408	13,353,083	0	LI	
SURETY BONDING CO OF AMERICA	SD	24047	(605)336-0850	9,322,586	2,538,033	6,784,553	163,599	CI SU	
SURETY LIFE INS CO	NE	69310	(847)402-5000	31,326,376	19,870,229	11,456,146	538,223	DI LI	
SUTLIFF LIFE INS CO	AZ	79090	(602)439-4322	1,048,391	528,633	519,759	0	LR	
SUTLIFF WARRANTY CO	AZ	11249	(602)439-4322	4,096,015	3,490,436	605,579	0	MR	
SWISS RE LIFE & HEALTH AMERICA INC	CT	82627	(914)828-8486	12,172,850,236	9,831,553,550	2,341,296,686	0	DI LI	
SWISS REINSURANCE AMERICA CORP	NY	25364	(914)828-8665	11,718,615,119	8,942,815,090	2,775,800,029	0	CW DI MT PI SU VE	
SYMETRA LIFE INS CO	WA	68608	(425)376-8000	18,824,483,188	17,564,347,294	1,260,135,894	22,118,444	DI LI VA VL	
SYMETRA NATIONAL LIFE INS CO	WA	90581	(425)256-8000	16,495,886	6,680,955	9,814,931	3,063	DI LI	
SYNERGY INS CO, INC, A RRG	NV	12349	(775)887-2481	Financial Information Not Available ‡				CI	
T.H.E. INS CO	LA	12866	(727)367-6900	160,372,725	115,272,175	45,100,550	821,077	CW MT PI SU VE	
TEACHERS INS AND ANNUITY ASSOCIATION OF AMERICA	NY	69345	(212)490-9000	174,921,341,415	161,698,700,323	13,222,641,092	107,349,849	DI LI VA	

Company Names: CO = COMPANY CORP = CORPORATION INS = INSURANCE RRG = RISK RETENTION GROUP  
 CE = CERTIFICATE OF EXEMPTION ( WITH LINES OF AUTHORITY )  
 Authorized Lines: CI = CASUALTY CP = CAPTIVE INSURER CW = CASUALTY WITH WORKERS' COMPENSATION DI = DISABILITY DS = DENTAL SERVICE  
 HC = HEALTH CARE SERVICES ORGANIZATION HS = HOSPITAL SERVICE LC = LIFE CARE PROVIDER LP = LIFE CARE PROVIDER PROVISIONAL PERMIT  
 LI = LIFE LR = LIFE AND DISABILITY REINSURANCE MG = MORTGAGE GUARANTY MR = MECHANICAL REIMBURSEMENT REINSURANCE MS = MEDICAL SERVICE  
 MT = MARINE AND TRANSPORTATION OS = OPTOMETRIC SERVICE PD = PREPAID DENTAL PLAN PI = PROPERTY PL = PREPAID LEGAL  
 RG = DOMESTIC RISK RETENTION GROUP SU = SURETY TI = TITLE UR = UNAFFILIATED CREDIT LIFE AND DISABILITY REINSURANCE VA = VARIABLE ANNUITY  
 VE = VEHICLE VL = VARIABLE LIFE

Financial information is as of 12/31/2005 unless alternative fiscal year end is indicated.

† Fiscal year financial information due August 1 or November 1, 2006 pursuant to A.R.S. § 20-1083.

‡ Financial information was not required during this period or is not available due to regulatory action or notification of merger or withdrawal.

\* DBA (Doing Business As)

\*\* Life Care Facility

**INSURERS AUTHORIZED IN ARIZONA AS OF DECEMBER 31, 2005 - (continued)**

NAME	DOMICILE	NAIC #	TELEPHONE	ASSETS	LIABILITIES	CAPITAL & SURPLUS	ARIZONA PREMIUMS	AUTHORIZED LINES
TEACHERS INS CO	IL	22683	(217)789-2500	295,215,238	226,560,532	68,654,706	3,100,084	CI DI MT PI VE
TEB LIFE INS CO	AZ	81604	(703)896-8941	3,513,771	215,575	3,298,197	0	LR
TECHNOLOGY INS CO, INC	NH	42376	(212)220-7120	160,463,271	109,794,202	50,669,069	2,339,058	CW MT PI SU VE
TEMPLETON FUNDS ANNUITY CO	FL	69604	(813)299-7220	21,654,393	9,683,052	11,971,341	0	LI
TENNESSEE LIFE INS CO	AZ	85502	(615)484-8411	1,126,513	425,774	700,739	0	LR
TERRA INS CO (A RRG)	VT	10113	(802)229-5042	31,105,188	11,659,002	19,446,186	0	CI
TEXAS GENERAL INDEMNITY CO	CO	19526	(319)399-5700	30,292,652	17,425,705	12,866,947	0	CI VE
TEXAS LIFE INS CO	TX	69396	(817)752-6521	896,350,457	862,165,475	34,184,983	847,026	LI
TGG CAPTIVE INS CO	AZ	---		Financial Information Not Available				CP
THE COLONNADE **	AZ	---	(623)975-8704	2,432,553	3,208,526	(775,973)	0	LC
THRIVENT FINANCIAL FOR LUTHERANS	WI	56014	(612)340-7000	50,815,607,333	47,236,614,275	3,578,993,058	55,606,481	VA DI LI VL
THRIVENT LIFE INS CO	MN	97721	(612)340-7000	3,922,479,856	3,759,121,804	163,358,052	1,307,731	DI LI
TIAA-CREF LIFE INS CO	NY	60142	(888)842-5433	3,326,951,979	3,002,521,817	324,430,162	1,798,160	DI LI VA VL
TICOR TITLE INS CO	CA	50067	(312)223-2581	273,641,144	198,696,318	74,944,826	37,455,080	TI
TICOR TITLE INS CO OF FLORIDA	FL	51535	(407)261-2355	144,526,813	103,866,619	40,660,194	4,428,999	TI
TIERONE REINSURANCE CO	AZ	---	(602)957-4647	Financial Information Not Available †				UR
TIG INDEMNITY CO	CA	25496	(972)831-5000	26,084,170	2,011,725	24,072,445	(114)	CW DI MT PI SU VE
TIG INS CO	CA	25534	(972)831-5000	2,375,008,687	1,777,719,942	597,288,745	(319,860)	CW DI MT PI SU VE
TIG PREMIER INS CO	CA	25518	Name changed 2/3/05, now known as FAIRMONT PREMIER INS CO					
TIG SPECIALTY INS CO	CA	25445	(972)831-5000	29,764,608	205,958	29,558,650	0	CI MT PI VE
TIME INS CO	WI	69477	(414)271-3011	879,226,448	616,930,382	262,296,066	38,696,846	DI LI
TIPPECANOE LIFE INS CO	AZ	---	(312)332-0430	Financial Information Not Available †				UR
TITAN INDEMNITY CO	TX	13242	(800)888-8424	170,913,853	72,871,960	98,041,893	1,497,581	CI MT PI SU VE
TITAN INS CO	MI	36269	(800)888-8424	111,082,997	32,471,679	78,611,317	29,776,755	CI MT PI SU VE
TITAN INS CO, INC, A RRG	SC	11153	(843)766-2327	14,022,425	3,692,456	10,329,969	0	CI
TITLE INDUSTRY ASSURANCE CO RRG	VT	10084	(802)863-5774	7,901,652	4,498,360	3,403,292	1,065	CI
TITLE INS CO OF AMERICA	TN	50245	(804)267-8000	13,772,657	3,816,291	9,956,366	0	TI
TITLE RESOURCES GUARANTY CO	TX	50016	(972)644-6500	41,465,880	13,281,218	28,184,662	18,995,290	TI
TM SPECIALTY INS CO	AZ	10738	(212)297-6600	20,126,117	880,364	19,245,753	0	CW
TNUS INS CO	NY	32301	(212)297-6600	110,121,677	67,035,763	43,085,914	0	CI DI MT PI SU VE
TOA REINSURANCE CO OF AMERICA, THE	DE	42439	(973)898-9480	1,271,867,927	931,724,437	340,143,490	0	CI MT PI SU VE
TOKIO MARINE & NICHIDO FIRE INS CO, LTD (U.S. BRANCH)	JAPAN	12904	(212)297-6600	1,453,686,261	1,021,347,349	432,338,912	3,785,375	CW DI MT PI SU VE
TOPA INS CO	CA	18031	(310)201-0451	187,862,865	123,112,606	64,750,260	6,427,696	CI MT PI VE
TOTAL DENTAL ADMINISTRATORS HEALTH PLAN, INC	AZ	52120	(602)266-1995	709,797	580,035	129,762	2,013,338	PD
TOWN & COUNTRY LIFE INS CO	UT	77674	(801)363-5227	5,235,814	2,428,811	2,807,003	0	DI LI
TOYOTA MOTOR INS CO	IA	37621	(310)787-3692	142,295,552	96,189,348	46,106,204	646,569	CI MT PI SU VE
TRACE LIFE INS CO	AZ	---	(602)200-6900	Financial Information Not Available †				UR
TRADERS INS CO	MO	42749	(816)822-1887	13,499,261	8,188,465	5,310,797	0	CI MT PI VE
TRANS CITY CASUALTY INS CO	AZ	34002	(480)483-6500	11,793,865	7,433,880	4,359,985	7,800,473	CW

Company Names: CO = COMPANY CORP = CORPORATION INS = INSURANCE RRG = RISK RETENTION GROUP  
 Authorized Lines: CE = CERTIFICATE OF EXEMPTION ( WITH LINES OF AUTHORITY )  
 CI = CASUALTY CP = CAPTIVE INSURER CW = CASUALTY WITH WORKERS' COMPENSATION DI = DISABILITY DS = DENTAL SERVICE  
 HC = HEALTH CARE SERVICES ORGANIZATION HS = HOSPITAL SERVICE LC = LIFE CARE PROVIDER LP = LIFE CARE PROVIDER PROVISIONAL PERMIT  
 LI = LIFE LR = LIFE AND DISABILITY REINSURANCE MG = MORTGAGE GUARANTY MR = MECHANICAL REIMBURSEMENT REINSURANCE MS = MEDICAL SERVICE  
 MT = MARINE AND TRANSPORTATION OS = OPTOMETRIC SERVICE PD = PREPAID DENTAL PLAN PI = PROPERTY PL = PREPAID LEGAL  
 RG = DOMESTIC RISK RETENTION GROUP SU = SURETY TI = TITLE UR = UNAFFILIATED CREDIT LIFE AND DISABILITY REINSURANCE VA = VARIABLE ANNUITY  
 VE = VEHICLE VL = VARIABLE LIFE

Financial information is as of 12/31/2005 unless alternative fiscal year end is indicated.  
 † Fiscal year financial information due August 1 or November 1, 2006 pursuant to A.R.S. § 20-1083.  
 ‡ Financial information was not required during this period or is not available due to regulatory action or notification of merger or withdrawal.  
 \* DBA (Doing Business As)  
 \*\* Life Care Facility

**INSURERS AUTHORIZED IN ARIZONA AS OF DECEMBER 31, 2005 - (continued)**

NAME	DOMICILE	NAIC #	TELEPHONE	ASSETS	LIABILITIES	CAPITAL & SURPLUS	ARIZONA PREMIUMS	AUTHORIZED LINES
TRANS PACIFIC INS CO	NY	41238	(212)297-6600	44,981,716	12,740,137	32,241,579	291	CW MT PI SU VE
TRANS WORLD ASSURANCE CO	CA	69566	(650)348-2300	311,412,341	246,658,475	64,753,871	196,621	DI LI
TRANSAM ASSURANCE CO	AZ	71986	(850)456-7401	4,006,044	991,587	3,014,458	1,720	DI LI
TRANSAMERICA FINANCIAL LIFE INS CO	NY	70688	(914)697-8000	16,512,513,099	15,710,417,420	802,095,679	327,680	DI LI VA
TRANSAMERICA LIFE INS CO	IA	86231	(319)398-8511	68,927,073,221	66,509,028,007	2,418,045,214	121,079,537	DI LI VA VL
TRANSAMERICA OCCIDENTAL LIFE INS CO	IA	67121	(213)742-2111	29,687,272,568	27,554,619,568	2,132,653,000	34,625,426	DI LI VA VL
TRANSATLANTIC REINSURANCE CO	NY	19453	(212)770-2000	9,031,434,051	6,413,436,562	2,617,997,489	0	CW DI MT PI SU VE
TRANS-CITY LIFE INS CO	AZ	77690	(480)483-6500	19,857,955	10,826,214	9,031,741	2,567,005	DI LI
TRANSCONTINENTAL INS CO	NY	20486	(312)822-5000	95,875,371	301,497	95,573,874	8,169,033	CW DI MT PI SU VE
TRANSGUARD INS CO OF AMERICA, INC	IL	28886	(630)570-3990	207,502,010	148,921,633	58,580,377	1,345,029	CW MT PI SU VE
TRANSNATION TITLE INS CO	AZ	50012	(804)267-8000	193,486,638	111,825,265	81,661,373	61,644,795	TI
TRANSPORT INS CO	OH	33014	(401)719-9000	57,090,341	40,021,346	17,068,995	0	CW DI MT PI SU VE
TRANSPORTATION INS CO	IL	20494	(312)822-5000	85,245,487	340,275	84,905,212	10,313,221	CW DI MT PI SU VE
TRANSURANCE RRG, INCORPORATED	AZ	11815		8,794,138	6,514,429	2,279,709	0	RG
TRANSWESTERN INS CO	AZ	11119	(559)266-9555	349,107	47,324	301,783	0	LR
TRAVCO INS CO	CT	28188	(860)277-0111	189,412,962	129,309,322	60,103,640	0	CI MT PI SU VE
TRAVELERS CASUALTY AND SURETY CO	CT	19038	(860)277-0111	13,886,611,930	10,180,013,982	3,706,597,948	1,155,553	CW DI MT PI SU VE
TRAVELERS CASUALTY AND SURETY CO OF AMERICA	CT	31194	(860)277-0111	2,680,396,653	1,823,523,650	856,873,003	21,617,365	CW DI MT PI SU VE
TRAVELERS CASUALTY CO OF CONNECTICUT	CT	36170	(860)277-0111	300,578,425	227,037,036	73,541,389	0	CW MT PI SU VE
TRAVELERS CASUALTY INS CO OF AMERICA	CT	19046	(860)277-0111	1,705,415,760	1,312,090,823	393,324,937	0	CW MT PI SU VE
TRAVELERS COMMERCIAL CASUALTY CO	CT	40282	(860)277-0111	311,877,444	238,428,569	73,448,875	0	CW DI MT PI VE
TRAVELERS COMMERCIAL INS CO	CT	36137	(860)277-0111	299,479,518	227,163,984	72,315,534	0	CW MT PI SU VE
TRAVELERS HOME AND MARINE INS CO, THE	CT	27998	(860)277-0111	189,435,577	129,780,320	59,655,256	0	CI MT PI SU VE
TRAVELERS INDEMNITY CO OF AMERICA, THE	CT	25666	(860)277-0111	484,966,227	368,793,795	116,172,432	14,188,872	CW MT PI SU VE
TRAVELERS INDEMNITY CO OF CONNECTICUT, THE	CT	25682	(860)277-0111	931,585,914	655,142,096	276,443,818	6,769,661	CW DI MT PI SU VE
TRAVELERS INDEMNITY CO, THE	CT	25658	(860)277-0111	18,281,125,499	12,340,815,614	5,940,309,885	34,840,735	CW DI MT PI SU VE
TRAVELERS INS CO, THE (ACCIDENT DEPARTMENT)	CT	39357	(860)277-0111	68,345,651,156	64,264,352,321	4,081,298,835	936,426	CW VE
TRAVELERS INS CO, THE (LIFE DEPARTMENT)	CT	87726	(860)308-1000	68,345,651,157	64,264,352,322	4,081,298,835	83,775,523	DI LI VA VL
TRAVELERS LIFE AND ANNUITY CO, THE	CT	80950	(860)308-1000	19,429,074,790	18,646,697,488	782,377,303	13,317,567	DI LI VA VL
TRAVELERS PROPERTY CASUALTY CO OF AMERICA	CT	25674	(860)277-0111	254,685,047	170,304,274	84,380,773	91,367,372	CW MT PI SU VE
TRAVELERS PROPERTY CASUALTY INS CO	CT	36161	(860)277-0111	198,005,570	144,600,575	53,404,995	21,737	CI MT PI VE
TRAVELERS PROTECTIVE ASSOCIATION OF AMERICA, THE	MO	56006	(314)371-0533	11,201,037	1,868,723	9,332,314	8,250	DI
TRENWICK AMERICA REINSURANCE CORP	CT	34894	(203)353-5500	350,058,765	311,501,437	38,557,328	0	CW MT PI SU VE
TRI CAPTIVE INS CO, INC	AZ	---			Financial Information Not Available			CP
TRIAD GUARANTY INS CORP	IL	24350	(336)723-1282	662,271,211	530,689,206	131,582,005	3,807,172	MG
TRIGON HEALTH AND LIFE INS CO	VA	71768	Name changed 8/11/05, now known as HM HEALTH INS CO					
TRINITY UNIVERSAL INS CO	TX	19887	(214)360-8000	3,400,571,577	2,247,611,673	1,152,959,904	0	CI MT PI SU VE
TRINITY UNIVERSAL INS CO OF KANSAS, INC	KS	15954	(214)360-8000	11,874,909	953,454	10,921,456	0	CI MT PI SU VE
TRITON INS CO	MO	41211	(800)316-5607	775,307,420	276,718,570	498,588,850	538,060	CI DI MT PI VE

Company Names: **CO** = COMPANY **CORP** = CORPORATION **INS** = INSURANCE **RRG** = RISK RETENTION GROUP  
 Authorized Lines: **CE** = CERTIFICATE OF EXEMPTION ( WITH LINES OF AUTHORITY )  
**CI** = CASUALTY **CP** = CAPTIVE INSURER **CW** = CASUALTY WITH WORKERS' COMPENSATION **DI** = DISABILITY **DS** = DENTAL SERVICE  
**HC** = HEALTH CARE SERVICES ORGANIZATION **HS** = HOSPITAL SERVICE **LC** = LIFE CARE PROVIDER **LP** = LIFE CARE PROVIDER PROVISIONAL PERMIT  
**LI** = LIFE **LR** = LIFE AND DISABILITY REINSURANCE **MG** = MORTGAGE GUARANTY **MR** = MECHANICAL REIMBURSEMENT REINSURANCE **MS** = MEDICAL SERVICE  
**MT** = MARINE AND TRANSPORTATION **OS** = OPTOMETRIC SERVICE **PD** = PREPAID DENTAL PLAN **PI** = PROPERTY **PL** = PREPAID LEGAL  
**RG** = DOMESTIC RISK RETENTION GROUP **SU** = SURETY **TI** = TITLE **UR** = UNAFFILIATED CREDIT LIFE AND DISABILITY REINSURANCE **VA** = VARIABLE ANNUITY  
**VE** = VEHICLE **VL** = VARIABLE LIFE

Financial information is as of 12/31/2005 unless alternative fiscal year end is indicated.  
 † Fiscal year financial information due August 1 or November 1, 2006 pursuant to A.R.S. § 20-1083.  
 ‡ Financial information was not required during this period or is not available due to regulatory action or notification of merger or withdrawal.  
 \* DBA (Doing Business As)  
 \*\* Life Care Facility



**INSURERS AUTHORIZED IN ARIZONA AS OF DECEMBER 31, 2005 - (continued)**

NAME	DOMICILE	NAIC #	TELEPHONE	ASSETS	LIABILITIES	CAPITAL & SURPLUS	ARIZONA PREMIUMS	AUTHORIZED LINES	
TRIUMPHE CASUALTY CO	PA	41106	(888)601-3871	17,393,996	4,108,477	13,285,519	(1,063)	CI DI MT PI SU VE	
TRUASSURE INS CO	IL	92525	(800)414-4988	2,735,039	43,527	2,691,512	0	DI LI	
TRUCK INS EXCHANGE	CA	21709	(213)932-3200	1,632,725,164	1,233,446,507	399,278,657	37,739,385	CW DI MT PI SU VE	
TRUMBULL INS CO	CT	27120	(860)547-5000	402,194,606	99,189,894	303,004,712	4,192,646	CW DI MT PI SU VE	
TRUSTEES LIFE INS CO	AZ	---	(602)254-5866	Financial Information Not Available †				UR	
TRUSTMARK INS CO	IL	61425	(847)615-1500	1,210,244,161	1,006,453,726	203,790,435	1,177,943	DI LI	
TRUSTMARK LIFE INS CO	IL	62863	(847)615-1500	558,412,697	469,771,730	88,640,967	44,089,752	DI LI	
TRYGG-HANSA INS CO, LTD - US BRANCH	SWEDEN	33421	(914)624-7780	6,662,298	522,639	6,139,659	0	CI MT PI SU VE	
TWIN CITY FIRE INS CO	IN	29459	(860)547-5000	564,246,785	305,756,715	258,490,070	34,167,036	CW DI MT PI SU VE	
TWIN LIFE INS CO	AZ	80209	(972)751-5544	1,086,689	215,145	871,545	0	LR	
U.S. FINANCIAL LIFE INS CO	OH	84530	(513)686-2000	410,051,069	360,510,286	49,540,782	3,036,297	LI	
U.S. SPECIALTY INS CO	TX	29599	(713)744-3700	599,713,562	432,274,876	167,438,686	5,604,811	CW DI MT PI	
UBS LIFE INS CO USA	CA	67423	(515)245-2000	43,479,161	14,871,591	28,607,571	0	DI LI VA VL	
UBS PAINWEBBER LIFE INS CO	CA	67423	Name changed 2/2/05, now known as UBS LIFE INS CO USA						
ULICO CASUALTY CO	DE	37893	(202)682-0900	136,133,767	77,872,190	58,261,577	38,934	CW DI MT PI SU VE	
ULLICO LIFE INS CO	TX	86371	(202)682-0900	11,769,447	2,489,813	9,279,634	25,586	DI LI	
UNDERWRITER FOR THE PROFESSIONS INS CO	CO	41050	(707)226-0100	165,944,814	82,945,735	82,999,079	0	CI	
UNICARE LIFE & HEALTH INS CO	DE	80314	(877)864-2273	1,258,802,679	970,816,315	287,986,364	9,165,037	DI LI	
UNIFIED LIFE INS CO	TX	11121	(913)685-2233	68,268,781	54,949,137	13,319,644	7,076	DI LI	
UNIGARD INDEMNITY CO	WA	25798	(206)641-4321	93,471,284	65,062,399	28,408,885	1,005,902	CW MT PI SU VE	
UNIGARD INS CO	WA	25747	(206)641-4321	687,396,774	474,585,903	212,810,871	7,657,062	CW DI MT PI SU VE	
UNIMERICA INS CO	WI	91529	(763)797-7126	54,722,578	26,089,069	28,633,509	58,914	DI LI	
UNION BANKERS INS CO	TX	69701	(407)628-1776	98,461,880	88,785,875	9,676,005	314,052	DI LI	
UNION CAPTIVE INS, INC	AZ	---		Financial Information Not Available				CP	
UNION CENTRAL LIFE INS CO, THE	OH	80837	(513)595-2200	6,685,104,917	6,348,165,654	336,939,263	9,562,834	DI LI VA VL	
UNION FIDELITY LIFE INS CO	IL	62596	(215)542-4590	19,119,732,263	18,228,467,044	891,265,219	3,056,364	DI LI	
UNION INS CO	NE	25844	(515)278-3000	58,517,856	33,249,936	25,267,920	1,941,465	CW MT PI SU VE	
UNION INS CO OF PROVIDENCE	IA	21423	(515)280-2511	79,276,918	46,834,526	32,442,392	2,635,172	CI MT PI VE	
UNION LABOR LIFE INS CO, THE	MD	69744	(202)682-0900	3,347,082,632	3,207,367,864	139,714,768	793,024	DI LI	
UNION SECURITY INS CO	IA	70408	(816)474-2345	8,408,617,518	7,873,596,319	535,021,198	30,807,534	DI LI VA VL	
UNION SECURITY LIFE INS CO	DE	98884	(770)763-1000	112,555,947	89,346,566	23,209,381	2,837,834	DI LI	
UNION STANDARD INS CO	OK	38911	(214)719-2400	21,365,926	(229,333)	21,595,259	0	CI MT PI SU VE	
UNIONE ITALIANA REINSURANCE CO OF AMERICA, INC	NY	36048	(402)536-3000	80,532,408	47,334,337	33,198,071	0	CI MT PI SU VE	
UNITED AGRICULTURAL BENEFIT TRUST *	CA	---	(949)975-1424	17,698,527	8,620,984	9,077,543	0	CE ( DI LI )	
UNITED AMERICAN INS CO	DE	92916	(972)529-5085	1,139,897,036	950,615,741	189,281,295	12,265,928	DI LI	
UNITED AMERICAS INS CO	NY	36285	(212)486-0700	9,751,838	1,229,808	8,522,032	0	SUSPENDED	
UNITED AUTOMOBILE INS CO	FL	35319	(305)935-2119	498,443,609	387,020,021	111,423,588	0	VE	
UNITED BENEFIT LIFE INS CO	OH	65269	(440)572-2400	3,044,936	125,813	2,919,122	0	DI LI	
UNITED CAPITAL TITLE INS CO	CA	50041	(213)385-3600	45,661,443	24,222,437	21,439,006	30,706,872	TI	

Company Names: **CO** = COMPANY **CORP** = CORPORATION **INS** = INSURANCE **RRG** = RISK RETENTION GROUP  
 Authorized Lines: **CE** = CERTIFICATE OF EXEMPTION ( WITH LINES OF AUTHORITY )  
**CI** = CASUALTY **CP** = CAPTIVE INSURER **CW** = CASUALTY WITH WORKERS' COMPENSATION **DI** = DISABILITY **DS** = DENTAL SERVICE  
**HC** = HEALTH CARE SERVICES ORGANIZATION **HS** = HOSPITAL SERVICE **LC** = LIFE CARE PROVIDER **LP** = LIFE CARE PROVIDER PROVISIONAL PERMIT  
**LI** = LIFE **LR** = LIFE AND DISABILITY REINSURANCE **MG** = MORTGAGE GUARANTY **MR** = MECHANICAL REIMBURSEMENT REINSURANCE **MS** = MEDICAL SERVICE  
**MT** = MARINE AND TRANSPORTATION **OS** = OPTOMETRIC SERVICE **PD** = PREPAID DENTAL PLAN **PI** = PROPERTY **PL** = PREPAID LEGAL  
**RG** = DOMESTIC RISK RETENTION GROUP **SU** = SURETY **TI** = TITLE **UR** = UNAFFILIATED CREDIT LIFE AND DISABILITY REINSURANCE **VA** = VARIABLE ANNUITY  
**VE** = VEHICLE **VL** = VARIABLE LIFE

Financial information is as of 12/31/2005 unless alternative fiscal year end is indicated.

† Fiscal year financial information due August 1 or November 1, 2006 pursuant to A.R.S. § 20-1083.

‡ Financial information was not required during this period or is not available due to regulatory action or notification of merger or withdrawal.

\* DBA (Doing Business As)

\*\* Life Care Facility

**INSURERS AUTHORIZED IN ARIZONA AS OF DECEMBER 31, 2005 - (continued)**

NAME	DOMICILE	NAIC #	TELEPHONE	ASSETS	LIABILITIES	CAPITAL & SURPLUS	ARIZONA PREMIUMS	AUTHORIZED LINES
UNITED COASTAL INS CO	AZ	28053	Name changed 11/22/05, now known as ROCKHILL INS CO					
UNITED CONCORDIA DENTAL PLANS OF ARIZONA, INC	AZ	52122	(717)612-4364	107,858	39,462	68,396	157,687	PD
UNITED CONCORDIA INS CO	AZ	85766	(800)929-0538	55,425,177	19,791,974	35,633,203	12,377,088	DI LI
UNITED CONTRACTORS INS CO, INC, A RRG	DC	12280	(760)325-6455	14,534,610	12,001,989	2,532,621	307,299	CI
UNITED DENTAL CARE OF ARIZONA, INC	AZ	47708	(816)474-2359	2,712,782	1,121,080	1,591,702	8,845,865	PD
UNITED EDUCATORS INS, A RECIPROCAL RRG	VT	10020	(301)907-4908	409,360,952	276,198,238	133,162,714	1,371,763	CI
UNITED FAMILY LIFE INS CO	GA	91693	(770)206-6400	1,025,991,100	141,373,094	884,618,005	52,782	DI LI
UNITED FIDELITY LIFE INS CO	TX	87645	(816)391-2000	610,348,576	409,361,961	200,986,615	241,634	DI LI
UNITED FINANCIAL CASUALTY CO	OH	11770	(440)461-5000	1,139,358,948	830,885,539	308,473,409	(36,383)	CI MT PI VE
UNITED FIRE & CASUALTY CO	IA	13021	(319)399-5700	1,121,088,109	737,952,154	383,135,955	544,665	CI MT PI SU VE
UNITED FIRE & INDEMNITY CO	TX	19496	(409)766-4600	35,015,500	25,085,872	9,929,628	0	CI MT PI VE
UNITED GENERAL TITLE INS CO	CO	51624	(303)292-4848	64,629,373	46,592,739	18,036,634	2,448,662	TI
UNITED GUARANTY CREDIT INS CO	NC	40525	(800)334-0296	19,165,615	2,212,020	16,953,595	(105)	MG
UNITED GUARANTY MORTGAGE INDEMNITY CO	NC	26999	(336)373-0232	134,868,544	116,713,453	18,155,091	87,975	MG
UNITED GUARANTY RESIDENTIAL INS CO	NC	15873	(336)373-0232	1,940,357,995	1,564,745,722	375,612,273	15,850,690	MG
UNITED HEALTHCARE INS CO	CT	79413	(877)832-7734	7,250,079,777	5,413,466,507	1,836,613,270	693,375,745	DI LI
UNITED HEALTHCARE OF ARIZONA, INC	AZ	96016	(602)664-2600	68,425,327	20,962,498	47,462,829	91,320,375	HC
UNITED HERITAGE LIFE INS CO	ID	63983	(800)657-6351	410,038,096	369,069,062	40,969,034	608,989	DI LI
UNITED HOME INS CO, A RRG	VT	10712	(802)864-5599	10,525,637	8,612,508	1,913,129	8,333	CI
UNITED HOME LIFE INS CO	IN	69922	(317)692-7979	46,156,432	37,921,863	8,234,569	176,318	DI LI
UNITED INS CO OF AMERICA	IL	69930	(314)819-4300	1,959,226,171	1,779,396,294	179,829,877	36,871	DI LI
UNITED INVESTORS LIFE INS CO	MO	94099	(205)325-4300	3,047,360,653	2,748,711,914	298,648,739	1,210,919	LI VA VL
UNITED LIBERTY LIFE INS CO	KY	82694	(502)244-2420	30,211,954	28,115,711	2,096,243	3,455	DI LI
UNITED LIFE INS CO	IA	69973	(319)399-5700	1,433,113,984	1,297,752,097	135,361,888	45,623	DI LI
UNITED MISSOURI INS CO	AZ	- - -	(602)254-5866	Financial Information Not Available †				UR
UNITED NATIONAL CASUALTY INS CO	IN	11445	(610)664-1500	32,121,027	9,966,133	22,154,894	0	CW DI MT PI SU VE
UNITED NATIONAL SPECIALTY INS CO	WI	41335	(610)664-1500	86,908,254	32,127,237	54,781,017	(1,530)	CW DI MT PI SU VE
UNITED OF OMAHA LIFE INS CO	NE	69868	(402)342-7600	12,803,845,053	11,595,649,134	1,208,195,919	35,395,874	DI LI VA VL
UNITED SECURITY LIFE AND HEALTH INS CO	IL	81108	(847)298-1400	27,067,629	16,575,335	10,492,294	5,741,369	DI LI
UNITED SECURITY LIFE INS CO OF ILLINOIS	IL	81108	Name changed 3/1/05, now known as UNITED SECURITY LIFE AND HEALTH INS CO					
UNITED SERVICES AUTOMOBILE ASSOCIATION	TX	25941	(210)498-2211	15,740,875,549	5,861,810,945	9,879,064,604	130,194,488	CI MT PI VE
UNITED STATES FIDELITY AND GUARANTY CO	MD	25887	(651)310-7911	4,193,446,799	2,182,846,881	2,010,599,918	5,689,668	CW DI MT PI SU VE
UNITED STATES FIRE INS CO	DE	21113	(973)490-6600	3,089,671,058	2,144,487,666	945,183,392	5,926,161	CW DI MT PI SU VE
UNITED STATES LIABILITY INS CO	PA	25895	(610)688-2535	722,832,198	303,215,043	419,617,151	2,158,906	CW PI VE
UNITED STATES LIFE INS CO IN THE CITY OF N. Y., THE	NY	70106	(732)922-7000	4,112,660,722	3,775,346,266	337,314,456	7,461,444	DI LI
UNITED TEACHER ASSOCIATES INS CO	TX	63479	(512)451-2224	463,750,166	399,093,935	64,656,231	2,993,888	DI LI
UNITED WISCONSIN INS CO	WI	29157	(414)226-6300	224,236,107	164,179,221	60,056,887	17,120	CW DI
UNITED WORLD LIFE INS CO	NE	72850	(402)978-5127	69,138,019	51,451,504	17,686,515	40,436	DI LI
UNITRIN AUTO AND HOME INS CO	NY	16063	(904)245-5600	62,719,254	41,291,623	21,427,631	0	CW MT PI SU VE

Company Names: **CO** = COMPANY **CORP** = CORPORATION **INS** = INSURANCE **RRG** = RISK RETENTION GROUP  
 Authorized Lines: **CE** = CERTIFICATE OF EXEMPTION ( WITH LINES OF AUTHORITY )  
**CI** = CASUALTY **CP** = CAPTIVE INSURER **CW** = CASUALTY WITH WORKERS' COMPENSATION **DI** = DISABILITY **DS** = DENTAL SERVICE  
**HC** = HEALTH CARE SERVICES ORGANIZATION **HS** = HOSPITAL SERVICE **LC** = LIFE CARE PROVIDER **LP** = LIFE CARE PROVIDER PROVISIONAL PERMIT  
**LI** = LIFE **LR** = LIFE AND DISABILITY REINSURANCE **MG** = MORTGAGE GUARANTY **MR** = MECHANICAL REIMBURSEMENT REINSURANCE **MS** = MEDICAL SERVICE  
**MT** = MARINE AND TRANSPORTATION **OS** = OPTOMETRIC SERVICE **PD** = PREPAID DENTAL PLAN **PI** = PROPERTY **PL** = PREPAID LEGAL  
**RG** = DOMESTIC RISK RETENTION GROUP **SU** = SURETY **TI** = TITLE **UR** = UNAFFILIATED CREDIT LIFE AND DISABILITY REINSURANCE **VA** = VARIABLE ANNUITY  
**VE** = VEHICLE **VL** = VARIABLE LIFE

Financial information is as of 12/31/2005 unless alternative fiscal year end is indicated.

† Fiscal year financial information due August 1 or November 1, 2006 pursuant to A.R.S. § 20-1083.

‡ Financial information was not required during this period or is not available due to regulatory action or notification of merger or withdrawal.

\* DBA (Doing Business As)

\*\* Life Care Facility

**INSURERS AUTHORIZED IN ARIZONA AS OF DECEMBER 31, 2005 - (continued)**

NAME	DOMICILE	NAIC #	TELEPHONE	ASSETS	LIABILITIES	CAPITAL & SURPLUS	ARIZONA PREMIUMS	AUTHORIZED LINES
UNITRIN DIRECT INS CO	IL	10226	(760)599-4700	61,339,316	45,526,439	15,812,877	392,681	CI PI VE
UNITRIN DIRECT PROPERTY & CASUALTY CO	IL	10915	(760)599-4700	33,499,616	18,042,511	15,457,105	8,920,363	CI MT PI VE
UNITY FINANCIAL LIFE INS CO	PA	63819	(513)247-0711	36,827,982	30,889,262	5,938,720	172,713	DI LI
UNITY MUTUAL LIFE INS CO	NY	70114	(315)448-7000	357,905,742	336,517,210	21,388,532	40,416	LI
UNIVERSAL CASUALTY CO	IL	42862	(847)700-9100	76,557,618	42,483,072	34,074,546	5,882,052	CI DI MT PI SU VE
UNIVERSAL FIRE & CASUALTY INS CO	IN	32867	(616)662-3900	6,144,290	804,586	5,339,704	22,159	CI PI SU
UNIVERSAL GUARANTY LIFE INS CO	OH	70130	(217)241-6300	259,753,616	234,107,900	25,645,716	45,421	LI
UNIVERSAL SURETY CO	NE	25933	(402)435-4302	119,131,729	36,231,129	82,900,600	102,548	SU
UNIVERSAL UNDERWRITERS INS CO	KS	41181	(913)339-1000	585,976,172	80,162,443	505,813,730	20,553,561	CW DI MT PI SU VE
UNIVERSAL UNDERWRITERS LIFE INS CO	KS	70173	(913)339-1000	287,569,257	247,374,050	40,195,207	1,637,864	DI LI
UNIVEST REINSURANCE CO	AZ	64599	(215)721-2594	1,164,442	398,102	766,340	0	LR
UNUM LIFE INS CO OF AMERICA	ME	62235	(423)755-2277	15,074,438,321	13,719,837,859	1,354,600,463	71,850,259	DI LI
UPPER DELAWARE CAPTIVE INS CO	AZ	---		Financial Information Not Available				CP
US HEALTH AND LIFE INS CO	MI	97772	(810)826-4845	33,067,180	24,144,092	8,923,089	1,575	DI LI
USAA CASUALTY INS CO	TX	25968	(210)498-8111	5,007,468,254	3,014,495,378	1,992,972,875	110,693,705	CI MT PI VE
USAA GENERAL INDEMNITY CO	TX	18600	(210)498-2211	432,121,047	276,843,094	155,277,954	4,756,218	CI MT PI VE
USAA LIFE INS CO	TX	69663	(210)498-0676	10,501,302,899	9,625,361,395	875,941,504	28,978,240	DI LI VA VL
USABLE LIFE	AR	94358	(501)375-7200	180,137,795	97,983,527	82,154,268	895,618	DI LI
USAGENCIES DIRECT INS CO	NY	10413	(225)928-9000	14,169,244	4,775,517	9,393,727	0	VE
USAUTO INS CO, INC	TN	10336	(615)327-4888	112,449,883	70,334,098	42,115,784	0	CI PI SU VE
USPLATE GLASS INS CO	IL	28497	(708)449-6060	9,755,204	4,028,063	5,727,141	0	CI
UTICA MUTUAL INS CO	NY	25976	(315)734-2000	2,051,390,926	1,463,373,996	588,016,930	400,393	CW DI MT PI SU VE
VALIANT INS CO	IA	26611	(215)864-4000	18,368,121	2,599,040	15,769,081	107	CW DI MT PI SU VE
VALLEY FORGE INS CO	PA	20508	(312)822-5000	52,134,564	34,316	52,100,248	8,563,130	CW DI MT PI SU VE
VALLEY FORGE LIFE INS CO	IN	70211	(260)435-8650	2,883,375,619	2,526,156,818	357,218,801	14,433,874	DI LI VA VL
VALLEY INS CO	CA	14133	(214)360-8000	28,528,455	14,623,814	13,904,641	(8)	CI MT PI SU VE
VALUE HEALTH REINSURANCE, INC	AZ	89518	(757)459-5200	6,771,108	118,251	6,652,857	0	LR
VANLINER INS CO	MO	21172	(636)343-9889	395,173,259	287,546,078	107,627,181	1,478,915	CW MT PI VE
VANTISLIFE INS CO	CT	68632	(866)826-8471	712,834,773	647,887,134	64,947,639	49,529	DI LI
VARIABLE ANNUITY LIFE INS CO, THE	TX	70238	(713)526-5251	58,319,134,650	55,414,965,105	2,904,169,545	48,829,501	LI VA
VENTURE LIFE INS CO	AZ	99104	(512)343-0600	2,506,879	717,979	1,788,900	0	LR
VEREX ASSURANCE, INC	WI	18759	(919)846-4100	25,493,118	17,201,133	8,291,985	3,771	MG
VESTA FIRE INS CORP	IL	11762	(205)970-7000	339,109,452	261,372,296	77,737,155	344	CI MT PI SU VE
VESTA INS CORP	IL	42668	(205)970-7000	19,439,372	8,759,430	10,679,942	0	CI MT PI VE
VETERANS LIFE INS CO	IL	81027	(610)648-5000	270,165,408	242,625,721	27,539,687	1,214,859	DI LI
VICTORIA AUTOMOBILE INS CO	IN	10644	(440)461-3461	8,403,026	111,518	8,291,508	11,141,776	VE
VICTORIA FIRE & CASUALTY CO	OH	42889	(440)461-3461	201,289,699	155,698,495	45,591,204	688,124	CI MT PI SU VE
VICTORIA SELECT INS CO	OH	10105	(440)461-3461	7,536,485	95,103	7,441,382	15,380,432	VE
VICTORIA SPECIALTY INS CO	OH	10777	(440)461-3461	3,308,196	46,992	3,261,204	1,060,950	VE

Company Names: **CO** = COMPANY **CORP** = CORPORATION **INS** = INSURANCE **RRG** = RISK RETENTION GROUP  
 Authorized Lines: **CE** = CERTIFICATE OF EXEMPTION ( WITH LINES OF AUTHORITY )  
**CI** = CASUALTY **CP** = CAPTIVE INSURER **CW** = CASUALTY WITH WORKERS' COMPENSATION **DI** = DISABILITY **DS** = DENTAL SERVICE  
**HC** = HEALTH CARE SERVICES ORGANIZATION **HS** = HOSPITAL SERVICE **LC** = LIFE CARE PROVIDER **LP** = LIFE CARE PROVIDER PROVISIONAL PERMIT  
**LI** = LIFE **LR** = LIFE AND DISABILITY REINSURANCE **MG** = MORTGAGE GUARANTY **MR** = MECHANICAL REIMBURSEMENT REINSURANCE **MS** = MEDICAL SERVICE  
**MT** = MARINE AND TRANSPORTATION **OS** = OPTOMETRIC SERVICE **PD** = PREPAID DENTAL PLAN **PI** = PROPERTY **PL** = PREPAID LEGAL  
**RG** = DOMESTIC RISK RETENTION GROUP **SU** = SURETY **TI** = TITLE **UR** = UNAFFILIATED CREDIT LIFE AND DISABILITY REINSURANCE **VA** = VARIABLE ANNUITY  
**VE** = VEHICLE **VL** = VARIABLE LIFE

Financial information is as of 12/31/2005 unless alternative fiscal year end is indicated.

† Fiscal year financial information due August 1 or November 1, 2006 pursuant to A.R.S. § 20-1083.

‡ Financial information was not required during this period or is not available due to regulatory action or notification of merger or withdrawal.

\* DBA (Doing Business As)

\*\* Life Care Facility

**INSURERS AUTHORIZED IN ARIZONA AS OF DECEMBER 31, 2005 - (continued)**

NAME		DOMICILE	NAIC #	TELEPHONE	ASSETS	LIABILITIES	CAPITAL & SURPLUS	ARIZONA PREMIUMS	AUTHORIZED LINES
VIGILANT INS CO		NY	20397	(908)903-2000	368,499,881	247,407,965	121,091,916	6,141,982	CW DI MT PI SU VE
VIKING INS CO OF WISCONSIN		CO	13137	(704)522-2000	444,775,922	319,954,434	124,821,488	5,320,260	VE
VIRGINIA SURETY CO, INC		IL	40827	(847)953-1500	1,915,398,807	1,388,456,339	526,942,468	2,999,307	CW DI MT PI SU VE
VISION SERVICE PLAN INS CO		CT	39616	(916)851-5000	299,338,385	48,456,961	250,881,424	17,091,033	DI
VISTA LIFE INS CO		MI	84549	(313)390-6170	27,157,255	8,316,286	18,840,969	0	DI LI
VOYAGER PROPERTY AND CASUALTY INS CO		SC	35971	(770)763-1000	85,765,081	56,403,263	29,361,818	7,564,021	CI DI MT PI
WACHOVIA LIFE INS CO		AZ	72559	(602)254-5866	58,121,803	5,227,202	52,894,601	0	LR
WARNER INS CO		CT	26085	(203)634-7200	31,923,602	8,147,048	23,776,554	361,517	CI VE
WASHINGTON INTERNATIONAL INS CO		AZ	32778	(630)227-4700	108,548,711	66,566,878	41,981,833	546,047	CI DI MT PI SU VE
WASHINGTON NATIONAL INS CO		IL	70319	(317)817-4100	2,657,759,856	1,895,747,245	762,012,611	2,773,587	DI LI
WAUSAU BUSINESS INS CO		WI	26069	(617)357-9500	138,473,951	93,755,310	44,718,641	2,224,802	CW MT PI SU VE
WAUSAU UNDERWRITERS INS CO		WI	26042	(617)357-9500	204,659,583	98,972,819	105,686,764	2,597,898	CW DI MT PI SU VE
WELLINGTON LIFE INS CO		AZ	85537	(757)459-5200	7,830,938	1,500,939	6,329,999	0	DI LI
WELLMARK COMMUNITY INS, INC		IA	83607	(515)245-4999	19,984,480	4,417,174	15,567,306	0	DI LI
WESCO INS CO		DE	25011	(908)203-4426	195,768,316	13,987,335	181,780,981	317,040	CI DI MT PI SU VE
WEST AMERICAN INS CO		IN	44393	(513)603-2250	282,205,485	82,517,386	199,688,100	9,565,703	CW MT PI SU VE
WEST COAST LIFE INS CO		NE	70335	(415)591-8200	2,752,463,322	2,492,008,253	260,455,068	11,023,810	DI LI
WEST VALLEY UNION CLUB LIFE CARE CENTER, INC		AZ	95622	(623)933-1478	Financial Information Not Available ‡				LP
WESTCHESTER FIRE INS CO		NY	21121	(215)640-1000	2,242,630,509	1,702,610,143	540,020,366	5,506,330	CW DI MT PI SU VE
WESTCOR LAND TITLE INS CO		CA	50050	(702)253-5100	24,479,549	12,621,812	11,857,738	3,715,743	TI
WESTERN AGRICULTURAL INS CO		IA	27871	(515)225-5400	133,361,550	86,348,447	47,013,103	47,149,008	DI MT PI SU VE
WESTERN AND SOUTHERN LIFE INS CO		OH	70483	(513)629-1800	8,308,134,647	5,237,609,241	3,070,525,406	1,545,441	DI LI
WESTERN DIVERSIFIED CASUALTY INS CO		WI	30830	(212)651-6500	10,675,775	298,611	10,377,164	(21)	CI MT PI SU VE
WESTERN GENERAL INS CO		CA	27502	(818)880-9070	81,996,369	55,101,265	26,895,104	2,541,642	CI PI VE
WESTERN GROWERS ASSURANCE TRUST	FY Ending 06/30/2005	CA	---	(949)863-1000	73,451,967	14,162,972	59,288,995	0	CE ( DI LI )
WESTERN HERITAGE INS CO		AZ	37150	(480)951-0703	108,989,575	28,259,749	80,729,826	2,248,158	CI DI MT PI SU VE
WESTERN HOME INS CO		MN	26395	(952)842-9800	26,149,408	16,011,354	10,138,054	0	CI MT PI
WESTERN INS CO		NV	10008	(775)829-6650	17,996,444	4,973,124	13,023,320	8,441	SU
WESTERN INS RRG, INC		AZ	11978		1,129,474	453,680	675,794	0	RG
WESTERN MUTUAL INS CO		UT	68420	(801)263-8000	9,593,544	5,164,719	4,428,825	841,794	DI LI
WESTERN NATIONAL ASSURANCE CO		MN	24465	(952)835-5350	35,071,694	26,681,213	8,390,482	0	CI DI MT PI SU VE
WESTERN PACIFIC MUTUAL INS CO, A RRG		CO	40940	(303)388-5688	121,274,304	59,978,440	61,295,864	407,749	CI
WESTERN RESERVE LIFE ASSURANCE CO OF OHIO		OH	91413	(813)585-6565	10,697,715,302	10,306,265,834	391,449,468	30,405,572	DI LI VA VL
WESTERN SURETY CO		SD	13188	(605)336-0850	847,206,749	572,051,169	275,155,580	7,995,282	CI SU
WESTERN UNITED LIFE ASSURANCE CO		WA	77925	(509)835-2500	1,159,579,693	1,117,916,048	41,663,645	572,098	REHABILITATION
WESTERN-SOUTHERN LIFE ASSURANCE CO		OH	92622	(513)629-1800	9,132,725,263	8,554,623,244	578,102,019	7,330,418	DI LI VA
WESTFIELD INS CO		OH	24112	(330)887-0101	1,913,489,206	1,333,608,913	579,880,293	10,686,386	CW DI MT PI SU VE
WESTFIELD NATIONAL INS CO		OH	24120	(330)887-0101	402,001,277	258,848,606	143,152,671	0	CW DI MT PI SU VE
WESTMARK LIFE INS CO		AZ	---	(847)572-6864	Financial Information Not Available †				UR

Company Names: CO = COMPANY CORP = CORPORATION INS = INSURANCE RRG = RISK RETENTION GROUP  
 Authorized Lines: CE = CERTIFICATE OF EXEMPTION ( WITH LINES OF AUTHORITY )  
 CI = CASUALTY CP = CAPTIVE INSURER CW = CASUALTY WITH WORKERS' COMPENSATION DI = DISABILITY DS = DENTAL SERVICE  
 HC = HEALTH CARE SERVICES ORGANIZATION HS = HOSPITAL SERVICE LC = LIFE CARE PROVIDER LP = LIFE CARE PROVIDER PROVISIONAL PERMIT  
 LI = LIFE LR = LIFE AND DISABILITY REINSURANCE MG = MORTGAGE GUARANTY MR = MECHANICAL REIMBURSEMENT REINSURANCE MS = MEDICAL SERVICE  
 MT = MARINE AND TRANSPORTATION OS = OPTOMETRIC SERVICE PD = PREPAID DENTAL PLAN PI = PROPERTY PL = PREPAID LEGAL  
 RG = DOMESTIC RISK RETENTION GROUP SU = SURETY TI = TITLE UR = UNAFFILIATED CREDIT LIFE AND DISABILITY REINSURANCE VA = VARIABLE ANNUITY  
 VE = VEHICLE VL = VARIABLE LIFE

Financial information is as of 12/31/2005 unless alternative fiscal year end is indicated.

† Fiscal year financial information due August 1 or November 1, 2006 pursuant to A.R.S. § 20-1083.

‡ Financial information was not required during this period or is not available due to regulatory action or notification of merger or withdrawal.

\* DBA (Doing Business As)

\*\* Life Care Facility

**INSURERS AUTHORIZED IN ARIZONA AS OF DECEMBER 31, 2005 - (continued)**

NAME	DOMICILE	NAIC #	TELEPHONE	ASSETS	LIABILITIES	CAPITAL & SURPLUS	ARIZONA PREMIUMS	AUTHORIZED LINES
WESTMINSTER VILLAGE **	AZ	95419	(480)451-2000	34,862,700	51,019,821	(16,157,121)	0	LC
WESTPORT INS CORP	MO	34207	(913)676-5200	1,057,499,388	786,270,522	271,228,866	14,350,429	CW DI MT PI SU VE
WESTPORT LIFE INS CO	AZ	62332	(602)254-5866	18,337,572	9,695,115	8,642,457	0	LR
WESTWARD LIFE INS CO	AZ	78301	(949)720-1568	47,605,650	5,560,736	42,044,914	227,537	DI LI
WILLIAMSBURG NATIONAL INS CO	CA	25780	(562)404-3506	80,649,650	64,202,298	16,447,352	111,016	CW MT PI SU VE
WILSHIRE INS CO	NC	13234	(919)833-1600	167,921,816	96,128,130	71,793,686	12,645,236	CI DI MT PI SU VE
WILTON REASSURANCE CO	MN	66133	(203)862-3172	151,472,328	97,110,171	54,362,157	0	DI LI
WINDSOR INS CO	IN	12599	(770)951-5599	29,553,147	8,540,123	21,013,024	1,269,130	CI MT PI SU VE
WINDSOR LIFE INS CO	TX	65960	(214)559-0850	2,860,078	222,125	2,637,953	65,428	DI LI
WOMAN'S LIFE INS SOCIETY	MI	56170	(810)985-5191	180,950,636	150,046,340	30,904,296	14,401	LI
WOODMEN OF THE WORLD LIFE INS SOCIETY	NE	57320	(402)342-1890	7,213,403,950	6,459,931,134	753,472,816	2,646,523	VA DI LI VL
WORKMEN'S AUTO INS CO	CA	13250	(213)747-6492	61,416,132	40,221,694	21,194,438	361,139	CI MT PI SU VE
WORKMEN'S LIFE INS CO	AZ	78409	(213)747-6492	603,553	800	602,753	0	DI LI
WORLD INS CO	NE	70629	(402)496-8000	222,527,057	125,955,546	96,571,511	3,920,275	DI LI
XL CAPITAL ASSURANCE INC	NY	20311	(212)478-3400	328,231,038	139,392,102	188,838,936	1,753,683	SU
XL INS AMERICA, INC	DE	24554	(203)964-5235	562,024,541	389,634,049	172,390,492	2,724,160	CW MT PI SU VE
XL INS CO OF NEW YORK, INC	NY	40193	(203)964-5200	138,991,084	91,979,346	47,011,738	0	CI MT PI SU VE
XL LIFE INS AND ANNUITY CO	IL	88080	(847)517-2990	834,977,677	748,095,420	86,882,257	0	DI LI
XL REINSURANCE AMERICA INC	NY	20583	(203)964-5200	4,695,486,113	2,839,334,697	1,856,151,416	0	CW MT PI SU VE
XL SPECIALTY INS CO	DE	37885	(203)964-5200	523,786,873	381,553,190	142,233,683	22,747,526	CW MT PI SU VE
YADKIN VALLEY LIFE INS CO	AZ	90735	(919)716-2266	338,931	60,316	278,615	0	LR
YORK INS CO	IL	24325	(401)453-7000	30,947,656	27,451,873	3,495,783	0	CW MT PI
YOSEMITE INS CO	IN	26220	(812)468-5338	477,740,245	92,815,616	384,924,629	668,917	CI DI MT PI SU VE
YOUNG AMERICA INS CO	TX	27090	(214)333-4002	53,092,074	41,433,017	11,659,057	0	CI PI VE
ZALE INDEMNITY CO	TX	30325	(972)580-4080	13,077,498	4,013,310	9,064,188	0	CI MT PI SU
ZALE LIFE INS CO	AZ	71323	(972)580-4080	12,590,952	3,249,531	9,341,421	59,473	DI LI
ZENITH INS CO	CA	13269	(818)713-1000	2,304,032,375	1,863,182,418	440,849,957	922,101	CW MT PI SU VE
ZURICH AMERICAN INS CO	NY	16535	(847)605-6000	28,479,746,055	22,951,797,056	5,527,949,000	83,165,182	CW DI MT PI PL SU VE
ZURICH AMERICAN INS CO OF ILLINOIS	IL	27855	(847)605-6000	57,575,598	1,176,615	56,398,983	282,337	CW MT PI SU VE
21ST CENTURY INS CO OF THE SOUTHWEST	TX	10245	(818)704-3682	3,280,904	0	3,280,904	31,545,036	CI MT PI SU VE
5 STAR LIFE INS CO	LA	77879	(703)706-5975	149,695,574	99,591,309	50,104,265	2,116,533	DI LI

Company Names: CO = COMPANY CORP = CORPORATION INS = INSURANCE RRG = RISK RETENTION GROUP  
 Authorized Lines: CE = CERTIFICATE OF EXEMPTION ( WITH LINES OF AUTHORITY )  
 CI = CASUALTY CP = CAPTIVE INSURER CW = CASUALTY WITH WORKERS' COMPENSATION DI = DISABILITY DS = DENTAL SERVICE  
 HC = HEALTH CARE SERVICES ORGANIZATION HS = HOSPITAL SERVICE LC = LIFE CARE PROVIDER LP = LIFE CARE PROVIDER PROVISIONAL PERMIT  
 LI = LIFE LR = LIFE AND DISABILITY REINSURANCE MG = MORTGAGE GUARANTY MR = MECHANICAL REIMBURSEMENT REINSURANCE MS = MEDICAL SERVICE  
 MT = MARINE AND TRANSPORTATION OS = OPTOMETRIC SERVICE PD = PREPAID DENTAL PLAN PI = PROPERTY PL = PREPAID LEGAL  
 RG = DOMESTIC RISK RETENTION GROUP SU = SURETY TI = TITLE UR = UNAFFILIATED CREDIT LIFE AND DISABILITY REINSURANCE VA = VARIABLE ANNUITY  
 VE = VEHICLE VL = VARIABLE LIFE

Financial information is as of 12/31/2005 unless alternative fiscal year end is indicated.  
 † Fiscal year financial information due August 1 or November 1, 2006 pursuant to A.R.S. § 20-1083.  
 ‡ Financial information was not required during this period or is not available due to regulatory action or notification of merger or withdrawal.  
 \* DBA (Doing Business As)  
 \*\* Life Care Facility



**TOP 25 AUTHORIZED  
PREMIUM WRITERS  
FOR SELECT  
LINES OF BUSINESS**





# FIRE

## 2005 Ranking of Top Twenty-Five Insurers by Premiums Written

(\$000 Omitted)

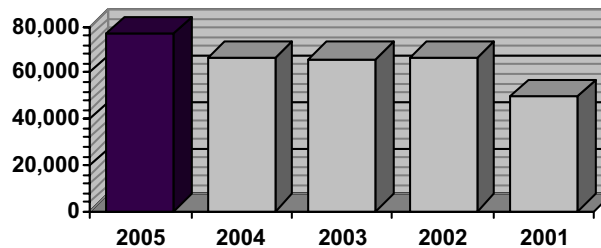
NAIC#	INSURER NAME	Market Share		PREMIUMS	PREMIUMS	LOSSES	LOSSES	LOSS
		'05	'04	WRITTEN (1)	EARNED (2)	PAID (3)	INCURRED (4)	RATIO (4)/(2)
1. 42978	AMERICAN SECURITY INS CO	8.6%	(9.5%)	6,607	6,355	773	872	13.7%
2. 18988	AUTO-OWNERS INS CO	8.1%	(9.0%)	6,232	6,117	1,668	2,129	34.8%
3. 41297	SCOTTSDALE INS CO	6.7%	(7.8%)	5,177	5,187	1,468	1,766	34.0%
4. 21482	FACTORY MUTUAL INS CO	5.6%	(4.4%)	4,311	3,624	9,204	2,991	82.5%
5. 25658	TRAVELERS INDEMNITY CO, THE	5.2%	(5.1%)	3,960	3,849	218	268	7.0%
6. 16535	ZURICH AMERICAN INS CO	5.0%	(1.6%)	3,841	3,945	1	154	3.9%
7. 23035	LIBERTY MUTUAL FIRE INS CO	4.6%	(0.8%)	3,517	2,197	212	518	23.6%
8. 35300	ALLIANZ GLOBAL RISKS US INS CO	3.5%	(3.7%)	2,694	2,559	0	698	27.3%
9. 25674	TRAVELERS PROPERTY CASUALTY CO OF AMERICA	3.4%	(2.3%)	2,635	2,132	211	(622)	(29.2%)
10. 39306	FIDELITY AND DEPOSIT CO OF MARYLAND	3.1%	(2.7%)	2,373	3,113	766	603	19.4%
11. 24767	ST. PAUL FIRE AND MARINE INS CO	2.4%	(1.5%)	1,851	1,370	194	(473)	(34.5%)
12. 24740	SAFECO INS CO OF AMERICA	2.1%	(0.8%)	1,594	978	130	124	12.7%
13. 11185	FOREMOST INS CO OF GRAND RAPIDS, MI	1.9%	(2.1%)	1,423	1,334	357	495	37.1%
14. 10014	AFFILIATED FM INS CO	1.8%	(2.1%)	1,394	1,345	74	109	8.1%
15. 19682	HARTFORD FIRE INS CO	1.8%	(2.1%)	1,384	1,384	7	12,355	892.4%
16. 21113	UNITED STATES FIRE INS CO	1.7%	(2.7%)	1,298	1,391	15	(419)	(30.1%)
17. 22314	RSUI INDEMNITY CO	1.7%	(1.5%)	1,295	1,028	42	107	10.4%
18. 34207	WESTPORT INS CORP	1.6%	(1.9%)	1,254	1,064	4	209	19.6%
19. 25941	UNITED SERVICES AUTOMOBILE ASSOCIATION	1.6%	(1.7%)	1,236	1,175	892	996	84.8%
20. 21415	EMPLOYERS MUTUAL CASUALTY CO	1.6%	(1.9%)	1,216	1,210	988	1,277	105.5%
21. 26247	AMERICAN GUARANTEE AND LIABILITY INS CO	1.3%	(2.1%)	970	1,149	0	(122)	(10.6%)
22. 24813	BALBOA INS CO	1.2%	(1.8%)	884	993	215	10	1.0%
23. 25968	USAA CASUALTY INS CO	1.1%	(1.0%)	838	760	448	132	17.4%
24. 26905	CENTURY-NATIONAL INS CO	1.0%	(1.0%)	801	734	324	337	45.9%
25. 19623	AMERICAN SUMMIT INS CO	1.0%	(1.0%)	772	674	355	457	67.8%
<b>Current Year Top 25:</b>		77.5%		59,556	55,669	18,567	24,972	44.9%
<b>Total for Current Year: 241 Insurers</b>				76,853	73,216	24,954	32,950	45.0%
<b>Prior Year: 252 Insurers</b>				66,317	65,143	16,244	18,133	27.8%

Company Names: CO = COMPANY CORP = CORPORATION INS = INSURANCE RRG = RISK RETENTION GROUP

Note: Due to rounding, numbers may not produce the totals presented.

Insurers Reporting may include insurers that did not have any written premiums but may have reported other activity such as Direct Premiums Earned, Dividends Paid, Losses Paid and Losses Incurred.

### Total Arizona Premiums for This Line for All Insurers Reporting (\$000 Omitted)



# HOMEOWNERS MULTIPLE PERIL

## 2005 Ranking of Top Twenty-Five Insurers by Premiums Written

(\$'000 Omitted)

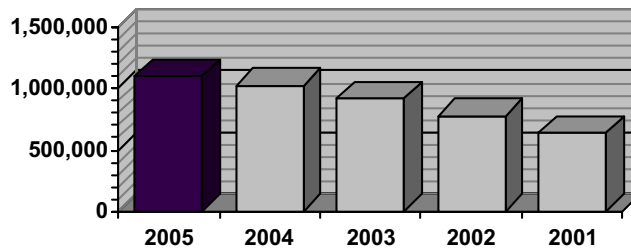
NAIC#	INSURER NAME	Market Share		PREMIUMS	PREMIUMS	LOSSES	LOSSES	LOSS
		'05	'04	WRITTEN (1)	EARNED (2)	PAID (3)	INCURRED (4)	RATIO (4)/(2)
1. 25143	STATE FARM FIRE AND CASUALTY CO	19.8%	(20.4%)	216,718	209,745	68,707	71,354	34.0%
2. 21598	FARMERS INS CO OF ARIZONA	13.8%	(14.0%)	150,627	146,087	60,192	59,023	40.4%
3. 19275	AMERICAN FAMILY MUTUAL INS CO	9.9%	(11.1%)	108,074	110,447	38,214	32,936	29.8%
4. 19240	ALLSTATE INDEMNITY CO	7.6%	(6.5%)	83,409	77,042	22,685	27,603	35.8%
5. 19232	ALLSTATE INS CO	4.3%	(5.0%)	46,888	49,111	18,590	15,964	32.5%
6. 25941	UNITED SERVICES AUTOMOBILE ASSOCIATION	2.7%	(2.7%)	29,806	28,776	13,408	13,174	45.8%
7. 23035	LIBERTY MUTUAL FIRE INS CO	2.2%	(2.2%)	24,071	23,704	4,873	3,600	15.2%
8. 11185	FOREMOST INS CO OF GRAND RAPIDS, MI	2.2%	(2.1%)	23,528	22,430	9,910	9,773	43.6%
9. 25968	USAA CASUALTY INS CO	2.1%	(2.0%)	23,161	22,057	9,651	9,471	42.9%
10. 20990	COUNTRY MUTUAL INS CO	1.6%	(1.6%)	18,006	16,858	5,370	5,522	32.8%
11. 34690	PROPERTY AND CASUALTY INS CO OF HARTFORD	1.6%	(1.5%)	17,605	16,446	6,082	7,175	43.6%
12. 10071	ENCOMPASS INS CO OF AMERICA	1.5%	(1.7%)	16,404	16,886	5,599	5,914	35.0%
13. 20346	PACIFIC INDEMNITY CO	1.3%	(1.3%)	14,661	14,170	8,067	5,788	40.8%
14. 26298	METROPOLITAN PROPERTY AND CASUALTY INS CO	1.3%	(0.9%)	13,831	11,324	2,238	2,835	25.0%
15. 19623	AMERICAN SUMMIT INS CO	1.2%	(1.4%)	13,571	14,032	6,442	5,471	39.0%
16. 37478	HARTFORD INS CO OF THE MIDWEST	1.2%	(1.4%)	13,205	13,726	7,642	6,653	48.5%
17. 25180	FIDELITY NATIONAL INS CO	1.1%	(0.6%)	12,344	8,839	2,476	4,867	55.1%
18. 19062	AUTOMOBILE INS CO OF HARTFORD, CT	1.1%	(0.7%)	11,688	9,284	2,558	3,702	39.9%
19. 37710	FIRST AMERICAN PROPERTY & CASUALTY INS CO	0.9%	(1.0%)	10,086	9,960	5,337	5,374	54.0%
20. 29424	HARTFORD CASUALTY INS CO	0.9%	(1.1%)	9,821	10,621	2,965	2,631	24.8%
21. 19070	STANDARD FIRE INS CO	0.9%	(1.0%)	9,515	9,966	4,552	3,537	35.5%
22. 24740	SAFECO INS CO OF AMERICA	0.8%	(0.9%)	9,122	9,198	3,712	3,727	40.5%
23. 32700	OWNERS INS CO	0.7%	(0.7%)	8,193	7,860	4,802	5,715	72.7%
24. 11000	SENTINEL INS CO, LTD	0.7%	(0.4%)	7,733	5,932	1,204	1,300	21.9%
25. 17230	ALLSTATE PROPERTY AND CASUALTY INS CO	0.7%	(0.0%)	7,398	914	27	69	7.5%
<b>Current Year Top 25:</b>		82.3%		899,465	865,414	315,301	313,177	36.2%
<b>Total for Current Year: 202 Insurers</b>				1,093,390	1,051,203	390,868	380,842	36.2%
<b>Prior Year: 193 Insurers</b>				1,017,914	966,650	341,978	326,658	33.8%

Company Names: CO = COMPANY CORP = CORPORATION INS = INSURANCE RRG = RISK RETENTION GROUP

Note: Due to rounding, numbers may not produce the totals presented.

Insurers Reporting may include insurers that did not have any written premiums but may have reported other activity such as Direct Premiums Earned, Dividends Paid, Losses Paid and Losses Incurred.

### Total Arizona Premiums for This Line for All Insurers Reporting (\$'000 Omitted)



# COMMERCIAL MULTIPLE PERIL

## 2005 Ranking of Top Twenty-Five Insurers by Premiums Written

(\$000 Omitted)

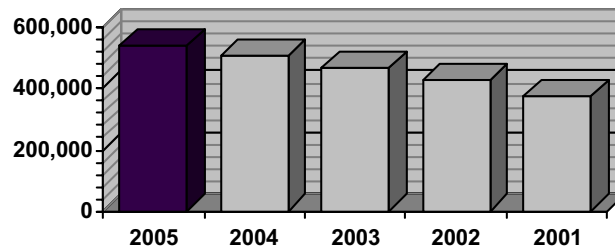
NAIC#	INSURER NAME	Market Share		PREMIUMS WRITTEN	PREMIUMS EARNED	LOSSES PAID	LOSSES INCURRED	LOSS RATIO
		'05	'04	(1)	(2)	(3)	(4)	(4)/(2)
1. 19275	AMERICAN FAMILY MUTUAL INS CO	5.6%	(4.8%)	30,188	27,803	7,448	9,013	32.4%
2. 29424	HARTFORD CASUALTY INS CO	5.3%	(5.2%)	28,510	27,339	13,615	10,901	39.9%
3. 25143	STATE FARM FIRE AND CASUALTY CO	4.7%	(4.5%)	25,364	24,199	7,560	7,668	31.7%
4. 32700	OWNERS INS CO	4.3%	(5.5%)	23,245	24,250	11,945	13,811	57.0%
5. 25674	TRAVELERS PROPERTY CASUALTY CO OF AMERICA	4.1%	(3.2%)	21,829	19,871	5,476	14,242	71.7%
6. 21709	TRUCK INS EXCHANGE	3.5%	(3.7%)	18,634	18,297	6,019	10,105	55.2%
7. 21598	FARMERS INS CO OF ARIZONA	3.5%	(2.8%)	18,513	16,398	5,128	4,824	29.4%
8. 18988	AUTO-OWNERS INS CO	3.0%	(3.4%)	16,064	16,075	6,132	5,164	32.1%
9. 19100	AMCO INS CO	2.9%	(2.6%)	15,330	14,304	5,830	8,485	59.3%
10. 21652	FARMERS INS EXCHANGE	2.6%	(3.3%)	14,142	14,934	4,081	5,322	35.6%
11. 19356	MARYLAND CASUALTY CO	2.5%	(1.9%)	13,553	11,902	5,422	3,974	33.4%
12. 20281	FEDERAL INS CO	2.5%	(3.2%)	13,144	14,067	6,020	7,469	53.1%
13. 41785	COLORADO CASUALTY INS CO	2.3%	(2.3%)	12,507	12,089	5,258	4,115	34.0%
14. 18058	PHILADELPHIA INDEMNITY INS CO	2.2%	(2.1%)	12,009	11,181	2,929	7,665	68.6%
15. 19232	ALLSTATE INS CO	2.0%	(2.3%)	10,896	11,764	3,860	4,200	35.7%
16. 27871	WESTERN AGRICULTURAL INS CO	2.0%	(1.6%)	10,572	9,953	3,600	6,636	66.7%
17. 25615	CHARTER OAK FIRE INS CO	1.7%	(1.7%)	9,237	8,810	2,653	3,375	38.3%
18. 37206	CONTRACTORS BONDING AND INS CO	1.7%	(1.7%)	8,971	8,776	2,203	1,632	18.6%
19. 21873	FIREMAN'S FUND INS CO	1.6%	(1.6%)	8,345	8,330	3,295	1,232	14.8%
20. 10677	CINCINNATI INS CO	1.6%	(1.4%)	8,326	7,820	1,428	1,474	18.9%
21. 19682	HARTFORD FIRE INS CO	1.5%	(1.7%)	7,888	8,281	9,796	9,020	108.9%
22. 23787	NATIONWIDE MUTUAL INS CO	1.5%	(1.0%)	7,854	6,716	833	1,717	25.6%
23. 21857	AMERICAN INS CO, THE	1.4%	(1.9%)	7,258	7,813	2,559	3,117	39.9%
24. 20230	CENTRAL MUTUAL INS CO	1.2%	(1.0%)	6,392	5,656	561	1,401	24.8%
25. 20443	CONTINENTAL CASUALTY CO	1.1%	(1.2%)	5,705	5,933	2,575	2,856	48.1%
<b>Current Year Top 25:</b>		66.2%		354,475	342,560	126,226	149,418	43.6%
<b>Total for Current Year: 285 Insurers</b>				535,706	523,770	228,718	254,328	48.6%
<b>Prior Year: 279 Insurers</b>				502,742	483,867	195,733	224,226	46.3%

Company Names: CO = COMPANY CORP = CORPORATION INS = INSURANCE RRG = RISK RETENTION GROUP

Note: Due to rounding, numbers may not produce the totals presented.

Insurers Reporting may include insurers that did not have any written premiums but may have reported other activity such as Direct Premiums Earned, Dividends Paid, Losses Paid and Losses Incurred.

### Total Arizona Premiums for This Line for All Insurers Reporting (\$000 Omitted)



# MEDICAL MALPRACTICE

## 2005 Ranking of Top Twenty-Five Insurers by Premiums Written

(\$000 Omitted)

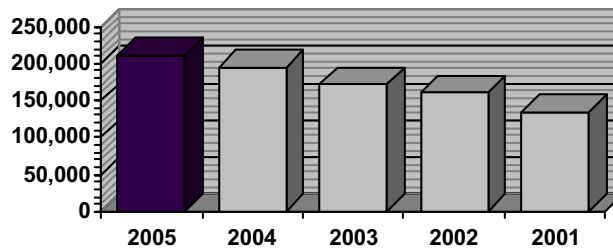
NAIC#	INSURER NAME	Market Share		PREMIUMS WRITTEN	PREMIUMS EARNED	LOSSES PAID	LOSSES INCURRED	LOSS RATIO
		'05	('04)	(1)	(2)	(3)	(4)	(4)/(2)
1. 32832	MUTUAL INS CO OF ARIZONA	78.8%	(76.9%)	166,786	153,038	79,282	104,052	68.0%
2. 11843	MEDICAL PROTECTIVE CO, THE	4.2%	(6.3%)	8,905	10,137	7,580	3,076	30.3%
3. 44083	PREFERRED PHYSICIANS MEDICAL RRG, INC	3.0%	(2.7%)	6,326	6,168	1,350	(33)	(0.5%)
4. 20443	CONTINENTAL CASUALTY CO	2.7%	(1.8%)	5,715	4,354	1,338	2,829	65.0%
5. 20427	AMERICAN CASUALTY CO OF READING, PENNSYLVANIA	1.2%	(1.1%)	2,551	2,336	351	983	42.1%
6. 44105	OPHTHALMIC MUTUAL INS CO, RRG	1.0%	(1.0%)	2,190	2,077	(125)	558	26.9%
7. 15865	NCMIC INS CO	0.8%	(0.6%)	1,743	1,562	638	976	62.5%
8. 37656	ANESTHESIOLOGISTS PROFESSIONAL ASSURANCE CO	0.8%	(0.8%)	1,718	1,621	0	972	60.0%
9. 34495	DOCTORS' CO, AN INTERINSURANCE EXCHANGE, THE	0.8%	(2.3%)	1,648	1,815	442	(1,915)	(105.5%)
10. 19445	NATIONAL UNION FIRE INS CO OF PITTSBURGH, PA	0.7%	(0.9%)	1,581	1,657	3	1,098	66.3%
11. 22667	ACE AMERICAN INS CO	0.7%	(0.3%)	1,498	1,198	70	689	57.5%
12. 22810	CHICAGO INS CO	0.7%	(0.9%)	1,475	1,526	1,038	1,184	77.6%
13. 21857	AMERICAN INS CO, THE	0.6%	(0.6%)	1,366	1,253	310	529	42.2%
14. 14460	PODIATRY INS CO OF AMERICA, A MUTUAL COMPANY	0.5%	(0.5%)	1,061	1,034	220	434	42.0%
15. 44121	OMS NATIONAL INS CO, RRG	0.5%	(0.5%)	1,005	991	0	14	1.4%
16. 11598	APPLIED MEDICO-LEGAL SOLUTIONS RRG, INC	0.4%	(0.0%)	743	305	0	0	0.0%
17. 10222	PACO ASSURANCE CO, INC	0.3%	(0.0%)	738	394	0	306	77.6%
18. 39152	AMERICAN HEALTHCARE INDEMNITY CO	0.3%	(0.2%)	657	656	1,165	(1,707)	(260.2%)
19. 16535	ZURICH AMERICAN INS CO	0.2%	(0.0%)	462	385	975	(953)	(247.7%)
20. 12189	OCEANUS INS CO, A RRG	0.2%	(0.0%)	366	291	0	94	32.4%
21. 12003	EMERGENCY MEDICINE PROFESSIONAL ASSURANCE CO	0.2%	(0.0%)	323	249	0	49	19.8%
22. 10232	AMERICAN ASSOCIATION OF ORTHODONTISTS INS CO (A	0.1%	(0.1%)	285	276	0	50	18.1%
23. 16624	DARWIN NATIONAL ASSURANCE CO	0.1%	(0.0%)	269	163	0	72	44.2%
24. 19720	AMERICAN ALTERNATIVE INS CORP	0.1%	(0.1%)	264	227	0	92	40.7%
25. 13714	PHARMACISTS MUTUAL INS CO	0.1%	(0.1%)	230	222	3	8	3.4%
<b>Current Year Top 25:</b>		99.2%		209,907	193,933	94,640	113,459	58.5%
<b>Total for Current Year: 82 Insurers</b>				211,595	196,456	111,832	111,357	56.7%
<b>Prior Year: 84 Insurers</b>				195,346	196,921	91,538	129,983	66.0%

Company Names: CO = COMPANY CORP = CORPORATION INS = INSURANCE RRG = RISK RETENTION GROUP

Note: Due to rounding, numbers may not produce the totals presented.

Insurers Reporting may include insurers that did not have any written premiums but may have reported other activity such as Direct Premiums Earned, Dividends Paid, Losses Paid and Losses Incurred.

### Total Arizona Premiums for This Line for All Insurers Reporting (\$000 Omitted)



# WORKERS' COMPENSATION

## 2005 Ranking of Top Twenty-Five Insurers by Premiums Written

(\$'000 Omitted)

NAIC#	INSURER NAME	Market Share		PREMIUMS	PREMIUMS	LOSSES	LOSSES	LOSS
		'05	('04)	WRITTEN (1)	EARNED (2)	PAID (3)	INCURRED (4)	RATIO (4)/(2)
1. 36714	SCF ARIZONA *	58.5%	(59.5%)	394,849	394,849	243,241	357,699	90.6%
2. 25674	TRAVELERS PROPERTY CASUALTY CO OF AMERICA	3.9%	(3.1%)	26,480	29,811	9,189	25,058	84.1%
3. 29459	TWIN CITY FIRE INS CO	3.1%	(2.5%)	20,993	16,469	6,828	8,859	53.8%
4. 19380	AMERICAN HOME ASSURANCE CO	2.7%	(3.0%)	18,512	17,346	5,706	8,230	47.4%
5. 16535	ZURICH AMERICAN INS CO	2.6%	(1.5%)	17,281	16,321	3,788	8,450	51.8%
6. 19410	COMMERCE AND INDUSTRY INS CO	1.8%	(2.1%)	11,966	13,413	4,806	11,806	88.0%
7. 23035	LIBERTY MUTUAL FIRE INS CO	1.7%	(2.1%)	11,430	10,737	7,120	7,342	68.4%
8. 42404	LIBERTY INS CORP	1.4%	(0.9%)	9,323	9,299	1,523	6,516	70.1%
9. 25658	TRAVELERS INDEMNITY CO, THE	1.2%	(0.9%)	8,099	7,811	1,151	1,577	20.2%
10. 21709	TRUCK INS EXCHANGE	1.2%	(1.2%)	7,994	8,033	3,021	4,105	51.1%
11. 19429	INSURANCE CO OF THE STATE OF PENNSYLVANIA, THE	1.1%	(1.1%)	7,633	6,561	120	2,340	35.7%
12. 22667	ACE AMERICAN INS CO	1.1%	(1.1%)	7,506	7,259	225	165	2.3%
13. 34207	WESTPORT INS CORP	1.1%	(1.2%)	7,312	7,298	4,260	7,734	106.0%
14. 22179	REPUBLIC INDEMNITY CO OF AMERICA	1.0%	(1.3%)	6,588	6,591	3,910	13,159	199.7%
15. 20281	FEDERAL INS CO	1.0%	(0.9%)	6,445	6,275	1,623	3,652	58.2%
16. 10120	EVEREST NATIONAL INS CO	0.9%	(1.1%)	6,066	6,632	1,949	3,252	49.0%
17. 20494	TRANSPORTATION INS CO	0.7%	(1.3%)	4,773	4,541	4,089	1,785	39.3%
18. 34002	TRANS CITY CASUALTY INS CO	0.6%	(0.7%)	4,269	4,269	1,066	1,769	41.4%
19. 29424	HARTFORD CASUALTY INS CO	0.6%	(0.4%)	4,160	3,215	1,004	2,118	65.9%
20. 37478	HARTFORD INS CO OF THE MIDWEST	0.6%	(0.4%)	4,088	2,967	533	1,592	53.7%
21. 19682	HARTFORD FIRE INS CO	0.6%	(0.4%)	4,080	2,987	1,294	3,563	119.3%
22. 30104	HARTFORD UNDERWRITERS INS CO	0.5%	(0.4%)	3,568	2,725	1,311	1,155	42.4%
23. 20443	CONTINENTAL CASUALTY CO	0.5%	(0.6%)	3,103	3,955	2,963	3,565	90.1%
24. 21687	MID-CENTURY INS CO	0.5%	(0.3%)	3,075	2,462	1,953	3,599	146.2%
25. 18988	AUTO-OWNERS INS CO	0.4%	(0.4%)	2,880	2,621	937	1,546	59.0%
<b>Current Year Top 25:</b>		89.2%		602,474	594,446	313,608	490,638	82.5%
<b>Total for Current Year: 280 Insurers</b>				675,218	663,401	363,893	568,445	85.7%
<b>Prior Year: 279 Insurers</b>				610,229	608,443	376,410	615,775	101.2%

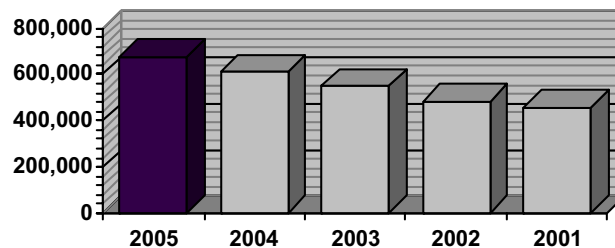
Company Names: CO = COMPANY CORP = CORPORATION INS = INSURANCE RRG = RISK RETENTION GROUP

Note: Due to rounding, numbers may not produce the totals presented.

\* SCF Arizona figures do not include self-rater program.

Insurers Reporting may include insurers that did not have any written premiums but may have reported other activity such as Direct Premiums Earned, Dividends Paid, Losses Paid and Losses Incurred.

### Total Arizona Premiums for This Line for All Insurers Reporting (\$'000 Omitted)



# OTHER LIABILITY

## 2005 Ranking of Top Twenty-Five Insurers by Premiums Written

(\$'000 Omitted)

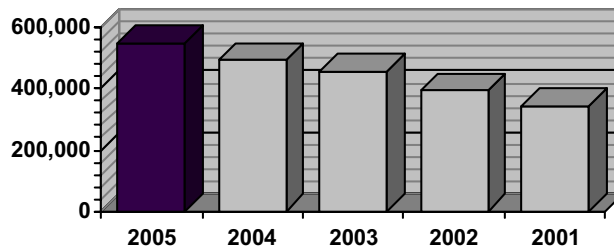
NAIC#	INSURER NAME	Market Share		PREMIUMS	PREMIUMS	LOSSES	LOSSES	LOSS
		'05	'04	WRITTEN	EARNED	PAID	INCURRED	RATIO
				(1)	(2)	(3)	(4)	(4)/(2)
1.	19445 NATIONAL UNION FIRE INS CO OF PITTSBURGH, PA	10.3%	(11.6%)	56,112	58,389	18,760	47,615	81.5%
2.	16535 ZURICH AMERICAN INS CO	7.5%	(11.6%)	41,159	45,247	14,003	35,702	78.9%
3.	19429 INSURANCE CO OF THE STATE OF PENNSYLVANIA, THE	4.7%	(3.0%)	25,483	18,301	9,767	10,676	58.3%
4.	20281 FEDERAL INS CO	3.7%	(4.4%)	20,342	20,749	12,432	6,391	30.8%
5.	22667 ACE AMERICAN INS CO	3.6%	(2.9%)	19,857	15,290	42,176	51,665	337.9%
6.	24767 ST. PAUL FIRE AND MARINE INS CO	3.1%	(4.4%)	17,075	19,169	(41)	8,975	46.8%
7.	20443 CONTINENTAL CASUALTY CO	2.9%	(3.0%)	15,667	14,771	10,269	7,045	47.7%
8.	25143 STATE FARM FIRE AND CASUALTY CO	2.7%	(2.8%)	14,510	14,244	5,577	4,870	34.2%
9.	21415 EMPLOYERS MUTUAL CASUALTY CO	2.0%	(2.0%)	11,002	10,915	12,558	5,463	50.1%
10.	36463 DISCOVER PROPERTY & CASUALTY INS CO	1.8%	(0.3%)	9,930	9,040	591	4,158	46.0%
11.	25658 TRAVELERS INDEMNITY CO, THE	1.8%	(0.4%)	9,778	7,728	4,742	5,611	72.6%
12.	11603 CONTRACTORS INS CO OF NORTH AMERICA, INC, A RRG	1.7%	(0.8%)	9,500	7,646	40	3,551	46.4%
13.	37885 XL SPECIALTY INS CO	1.5%	(1.3%)	8,453	7,218	896	7,145	99.0%
14.	19275 AMERICAN FAMILY MUTUAL INS CO	1.5%	(1.1%)	8,212	7,055	3,192	5,242	74.3%
15.	16691 GREAT AMERICAN INS CO	1.5%	(1.4%)	7,942	7,290	2,286	4,117	56.5%
16.	25674 TRAVELERS PROPERTY CASUALTY CO OF AMERICA	1.4%	(0.8%)	7,714	10,674	133	1,387	13.0%
17.	18988 AUTO-OWNERS INS CO	1.4%	(1.8%)	7,673	7,622	4,871	4,984	65.4%
18.	10639 ATTORNEYS' LIABILITY ASSURANCE SOCIETY, INC A RRG	1.4%	(1.6%)	7,422	7,386	3,929	7,129	96.5%
19.	21652 FARMERS INS EXCHANGE	1.3%	(1.3%)	7,325	6,752	981	147	2.2%
20.	23752 QUANTA INDEMNITY CO	1.1%	(0.5%)	5,971	4,955	193	2,645	53.4%
21.	10677 CINCINNATI INS CO	1.0%	(1.0%)	5,675	5,159	281	505	9.8%
22.	29459 TWIN CITY FIRE INS CO	1.0%	(1.2%)	5,568	5,184	325	(25)	(0.5%)
23.	18058 PHILADELPHIA INDEMNITY INS CO	1.0%	(1.2%)	5,503	5,664	727	864	15.3%
24.	22314 RSUI INDEMNITY CO	0.9%	(1.3%)	5,149	5,356	20,050	15,833	295.6%
25.	19380 AMERICAN HOME ASSURANCE CO	0.9%	(0.8%)	4,760	4,323	3,377	2,047	47.3%
<b>Current Year Top 25:</b>		61.8%		337,780	326,127	172,118	243,743	74.7%
<b>Total for Current Year: 453 Insurers</b>				546,436	523,144	289,503	393,948	75.3%
<b>Prior Year: 438 Insurers</b>				490,716	466,792	227,897	341,548	73.2%

Company Names: CO = COMPANY CORP = CORPORATION INS = INSURANCE RRG = RISK RETENTION GROUP

Note: Due to rounding, numbers may not produce the totals presented.

Insurers Reporting may include insurers that did not have any written premiums but may have reported other activity such as Direct Premiums Earned, Dividends Paid, Losses Paid and Losses Incurred.

**Total Arizona Premiums for This Line for All Insurers Reporting**  
(\$'000 Omitted)





# PRIVATE PASSENGER AUTOMOBILE LIABILITY

## 2005 Ranking of Top Twenty-Five Insurers by Premiums Written

(\$'000 Omitted)

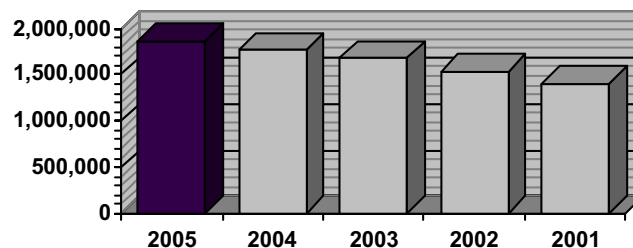
NAIC#	INSURER NAME	Market Share		PREMIUMS	PREMIUMS	LOSSES	LOSSES	LOSS
		'05	'04	WRITTEN (1)	EARNED (2)	PAID (3)	INCURRED (4)	RATIO (4)/(2)
1. 25178	STATE FARM MUTUAL AUTOMOBILE INS CO	13.5%	(14.0%)	251,602	249,727	144,974	142,819	57.2%
2. 21598	FARMERS INS CO OF ARIZONA	9.1%	(9.1%)	169,455	166,595	109,385	118,794	71.3%
3. 19275	AMERICAN FAMILY MUTUAL INS CO	7.0%	(6.9%)	130,148	127,830	88,250	86,562	67.7%
4. 17230	ALLSTATE PROPERTY AND CASUALTY INS CO	4.2%	(3.9%)	78,695	77,732	39,851	47,304	60.9%
5. 19232	ALLSTATE INS CO	4.1%	(4.9%)	77,060	79,676	50,509	45,339	56.9%
6. 11851	PROGRESSIVE HOME INS CO	3.3%	(0.1%)	61,437	40,254	7,158	20,818	51.7%
7. 35882	GEICO GENERAL INS CO	3.0%	(2.6%)	55,591	53,160	32,912	40,593	76.4%
8. 21687	MID-CENTURY INS CO	2.9%	(2.8%)	53,213	51,962	31,359	35,633	68.6%
9. 37834	PROGRESSIVE PREFERRED INS CO	2.8%	(2.3%)	52,003	49,210	21,087	31,900	64.8%
10. 25941	UNITED SERVICES AUTOMOBILE ASSOCIATION	2.7%	(2.8%)	50,635	50,152	32,017	36,206	72.2%
11. 25968	USAA CASUALTY INS CO	2.4%	(2.4%)	44,420	43,565	26,723	28,936	66.4%
12. 19283	AMERICAN STANDARD INS CO OF WISCONSIN	2.1%	(2.5%)	39,731	40,781	30,357	27,462	67.3%
13. 25143	STATE FARM FIRE AND CASUALTY CO	2.0%	(2.1%)	36,938	36,281	21,133	17,715	48.8%
14. 22055	GEICO INDEMNITY CO	1.6%	(1.2%)	29,483	27,184	15,056	19,332	71.1%
15. 23035	LIBERTY MUTUAL FIRE INS CO	1.6%	(1.3%)	29,112	24,941	13,289	16,640	66.7%
16. 30104	HARTFORD UNDERWRITERS INS CO	1.4%	(1.4%)	25,754	25,974	13,780	16,308	62.8%
17. 24740	SAFECO INS CO OF AMERICA	1.3%	(1.3%)	24,764	24,628	14,003	14,405	58.5%
18. 37478	HARTFORD INS CO OF THE MIDWEST	1.3%	(1.5%)	23,699	25,161	16,194	16,038	63.7%
19. 22063	GOVERNMENT EMPLOYEES INS CO	1.3%	(1.2%)	23,593	23,053	15,399	17,371	75.4%
20. 19240	ALLSTATE INDEMNITY CO	1.1%	(1.2%)	21,192	21,403	11,307	13,167	61.5%
21. 42994	PROGRESSIVE CLASSIC INS CO	1.1%	(4.1%)	20,517	39,513	27,198	21,822	55.2%
22. 12521	SAFWAY INS CO	1.1%	(1.3%)	19,661	19,677	11,162	10,333	52.5%
23. 24260	PROGRESSIVE CASUALTY INS CO	1.0%	(1.4%)	19,115	20,126	10,523	9,323	46.3%
24. 10245	21ST CENTURY INS CO OF THE SOUTHWEST	1.0%	(0.9%)	18,202	18,266	10,743	14,197	77.7%
25. 11908	MERCURY CASUALTY CO	0.9%	(0.3%)	17,401	14,757	4,037	10,530	71.4%
<b>Current Year Top 25:</b>		73.7%		1,373,420	1,351,606	798,404	859,545	63.6%
<b>Total for Current Year: 289 Insurers</b>				1,863,711	1,834,032	1,065,337	1,129,456	61.6%
<b>Prior Year: 285 Insurers</b>				1,769,404	1,747,034	1,028,144	1,056,621	60.5%

Company Names: CO = COMPANY CORP = CORPORATION INS = INSURANCE RRG = RISK RETENTION GROUP

Note: Due to rounding, numbers may not produce the totals presented.

Insurers Reporting may include insurers that did not have any written premiums but may have reported other activity such as Direct Premiums Earned, Dividends Paid, Losses Paid and Losses Incurred.

### Total Arizona Premiums for This Line for All Insurers Reporting (\$'000 Omitted)



# COMMERCIAL AUTOMOBILE LIABILITY

## 2005 Ranking of Top Twenty-Five Insurers by Premiums Written

(\$'000 Omitted)

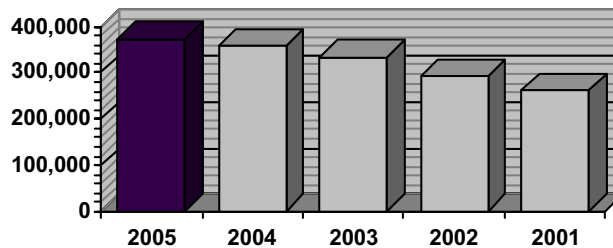
NAIC#	INSURER NAME	Market Share		PREMIUMS WRITTEN	PREMIUMS EARNED	LOSSES PAID	LOSSES INCURRED	LOSS RATIO
		'05	'04	(1)	(2)	(3)	(4)	(4)/(2)
1. 23787	NATIONWIDE MUTUAL INS CO	7.0%	(5.2%)	26,041	22,979	8,557	12,725	55.4%
2. 24260	PROGRESSIVE CASUALTY INS CO	6.6%	(5.7%)	24,691	22,367	9,762	9,347	41.8%
3. 21415	EMPLOYERS MUTUAL CASUALTY CO	4.5%	(4.8%)	16,919	16,926	7,505	10,022	59.2%
4. 25674	TRAVELERS PROPERTY CASUALTY CO OF AMERICA	3.6%	(2.2%)	13,577	11,753	4,037	3,764	32.0%
5. 33855	LINCOLN GENERAL INS CO	3.5%	(2.0%)	13,156	8,668	2,317	6,883	79.4%
6. 18988	AUTO-OWNERS INS CO	3.0%	(3.6%)	11,285	11,667	4,938	7,868	67.4%
7. 32700	OWNERS INS CO	2.9%	(3.5%)	10,658	11,271	7,922	5,293	47.0%
8. 25178	STATE FARM MUTUAL AUTOMOBILE INS CO	2.4%	(2.4%)	9,149	9,001	2,738	2,181	24.2%
9. 16535	ZURICH AMERICAN INS CO	2.4%	(2.4%)	8,998	9,159	5,263	7,501	81.9%
10. 11371	GREAT WEST CASUALTY CO	2.2%	(2.7%)	8,034	9,318	4,104	5,663	60.8%
11. 21709	TRUCK INS EXCHANGE	1.9%	(1.9%)	7,261	7,091	4,020	4,054	57.2%
12. 23035	LIBERTY MUTUAL FIRE INS CO	1.9%	(1.3%)	6,916	6,334	1,405	2,629	41.5%
13. 10677	CINCINNATI INS CO	1.8%	(1.8%)	6,808	6,674	1,847	2,611	39.1%
14. 41785	COLORADO CASUALTY INS CO	1.8%	(1.4%)	6,635	6,121	1,211	3,058	50.0%
15. 19682	HARTFORD FIRE INS CO	1.8%	(1.6%)	6,538	6,342	4,244	7,084	111.7%
16. 19275	AMERICAN FAMILY MUTUAL INS CO	1.7%	(1.4%)	6,470	5,705	2,163	4,046	70.9%
17. 10464	CANAL INS CO	1.6%	(1.4%)	5,837	5,457	2,736	4,956	90.8%
18. 20087	NATIONAL INDEMNITY CO	1.4%	(1.9%)	5,275	5,376	4,117	4,848	90.2%
19. 27871	WESTERN AGRICULTURAL INS CO	1.3%	(1.2%)	5,035	4,664	2,188	3,086	66.2%
20. 13234	WILSHIRE INS CO	1.3%	(1.8%)	5,021	5,219	2,653	3,443	66.0%
21. 19380	AMERICAN HOME ASSURANCE CO	1.3%	(1.6%)	4,693	5,393	5,523	6,034	111.9%
22. 20443	CONTINENTAL CASUALTY CO	1.2%	(1.5%)	4,394	4,673	4,620	2,748	58.8%
23. 20532	CLARENDON NATIONAL INS CO	1.2%	(0.5%)	4,359	2,673	382	692	25.9%
24. 19232	ALLSTATE INS CO	1.1%	(0.8%)	4,050	3,416	1,827	2,800	82.0%
25. 41297	SCOTTSDALE INS CO	1.1%	(1.0%)	4,041	3,947	1,328	2,256	57.2%
<b>Current Year Top 25:</b>		60.5%		225,840	212,194	97,404	125,592	59.2%
<b>Total for Current Year: 322 Insurers</b>				373,430	364,173	177,427	209,038	57.4%
<b>Prior Year: 306 Insurers</b>				358,366	345,124	157,797	181,827	52.7%

Company Names: CO = COMPANY CORP = CORPORATION INS = INSURANCE RRG = RISK RETENTION GROUP

Note: Due to rounding, numbers may not produce the totals presented.

Insurers Reporting may include insurers that did not have any written premiums but may have reported other activity such as Direct Premiums Earned, Dividends Paid, Losses Paid and Losses Incurred.

### Total Arizona Premiums for This Line for All Insurers Reporting (\$'000 Omitted)





# PRIVATE PASSENGER AUTOMOBILE PHYSICAL DAMAGE

## 2005 Ranking of Top Twenty-Five Insurers by Premiums Written

(\$'000 Omitted)

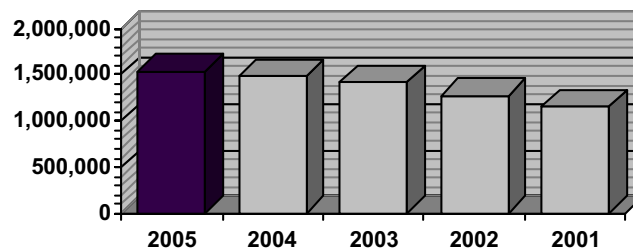
NAIC#	INSURER NAME	Market Share		PREMIUMS	PREMIUMS	LOSSES	LOSSES	LOSS
		'05	'04	WRITTEN (1)	EARNED (2)	PAID (3)	INCURRED (4)	RATIO (4)/(2)
1. 25178	STATE FARM MUTUAL AUTOMOBILE INS CO	14.1%	(14.3%)	217,333	216,490	136,959	137,544	63.5%
2. 21598	FARMERS INS CO OF ARIZONA	10.8%	(11.5%)	166,235	167,341	82,114	81,647	48.8%
3. 19275	AMERICAN FAMILY MUTUAL INS CO	8.8%	(9.2%)	134,564	134,944	72,386	71,866	53.3%
4. 17230	ALLSTATE PROPERTY AND CASUALTY INS CO	5.0%	(4.5%)	76,837	75,632	38,132	38,610	51.0%
5. 19232	ALLSTATE INS CO	4.9%	(5.4%)	75,163	76,565	31,694	32,219	42.1%
6. 35882	GEICO GENERAL INS CO	3.0%	(2.6%)	46,453	44,101	28,237	29,542	67.0%
7. 11851	PROGRESSIVE HOME INS CO	2.8%	(0.1%)	42,625	27,998	17,169	19,265	68.8%
8. 25941	UNITED SERVICES AUTOMOBILE ASSOCIATION	2.8%	(2.6%)	42,451	41,514	25,934	25,943	62.5%
9. 37834	PROGRESSIVE PREFERRED INS CO	2.6%	(2.1%)	40,300	37,906	22,826	22,782	60.1%
10. 25968	USAA CASUALTY INS CO	2.5%	(2.4%)	38,900	37,768	22,042	21,990	58.2%
11. 25143	STATE FARM FIRE AND CASUALTY CO	2.0%	(2.2%)	31,509	31,362	21,511	21,661	69.1%
12. 23035	LIBERTY MUTUAL FIRE INS CO	1.9%	(1.5%)	29,652	25,344	12,501	12,470	49.2%
13. 21687	MID-CENTURY INS CO	1.8%	(1.8%)	27,544	27,440	14,374	14,406	52.5%
14. 19283	AMERICAN STANDARD INS CO OF WISCONSIN	1.8%	(2.1%)	27,170	28,104	15,445	14,958	53.2%
15. 22055	GEICO INDEMNITY CO	1.4%	(1.0%)	21,619	19,582	11,536	12,621	64.5%
16. 22063	GOVERNMENT EMPLOYEES INS CO	1.3%	(1.3%)	20,726	20,207	11,803	12,176	60.3%
17. 37478	HARTFORD INS CO OF THE MIDWEST	1.3%	(1.5%)	20,240	20,919	8,850	8,772	41.9%
18. 19240	ALLSTATE INDEMNITY CO	1.3%	(1.3%)	19,334	19,532	8,724	9,006	46.1%
19. 30104	HARTFORD UNDERWRITERS INS CO	1.2%	(1.2%)	18,610	18,424	10,354	10,406	56.5%
20. 24740	SAFECO INS CO OF AMERICA	1.2%	(1.2%)	18,475	18,618	11,155	11,124	59.7%
21. 24260	PROGRESSIVE CASUALTY INS CO	1.1%	(1.4%)	17,534	18,155	9,503	9,492	52.3%
22. 42994	PROGRESSIVE CLASSIC INS CO	0.9%	(3.4%)	14,438	27,575	17,699	15,368	55.7%
23. 11908	MERCURY CASUALTY CO	0.9%	(0.3%)	13,312	11,396	8,092	8,851	77.7%
24. 10245	21ST CENTURY INS CO OF THE SOUTHWEST	0.8%	(0.7%)	13,046	12,923	10,889	11,432	88.5%
25. 36587	AIG NATIONAL INS CO, INC	0.8%	(0.5%)	12,768	11,125	7,363	8,063	72.5%
<b>Current Year Top 25:</b>		77.2%		1,186,837	1,170,964	657,291	662,215	56.6%
<b>Total for Current Year: 281 Insurers</b>				1,537,430	1,520,797	840,135	839,102	55.2%
<b>Prior Year: 274 Insurers</b>				1,481,207	1,466,655	782,205	785,655	53.6%

Company Names: CO = COMPANY CORP = CORPORATION INS = INSURANCE RRG = RISK RETENTION GROUP

Note: Due to rounding, numbers may not produce the totals presented.

Insurers Reporting may include insurers that did not have any written premiums but may have reported other activity such as Direct Premiums Earned, Dividends Paid, Losses Paid and Losses Incurred.

### Total Arizona Premiums for This Line for All Insurers Reporting (\$'000 Omitted)



# COMMERCIAL AUTOMOBILE PHYSICAL DAMAGE

## 2005 Ranking of Top Twenty-Five Insurers by Premiums Written

(\$000 Omitted)

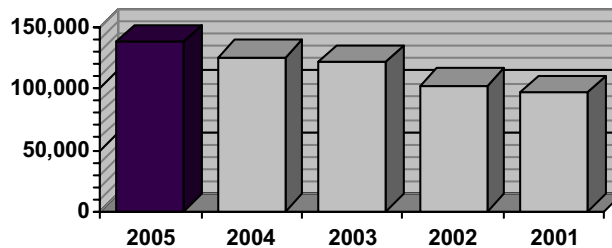
NAIC#	INSURER NAME	Market Share		PREMIUMS	PREMIUMS	LOSSES	LOSSES	LOSS
		'05	'04	WRITTEN (1)	EARNED (2)	PAID (3)	INCURRED (4)	RATIO (4)/(2)
1. 25178	STATE FARM MUTUAL AUTOMOBILE INS CO	7.5%	(7.2%)	10,243	9,837	5,264	5,275	53.6%
2. 24260	PROGRESSIVE CASUALTY INS CO	6.4%	(5.9%)	8,774	7,945	4,183	4,265	53.7%
3. 33855	LINCOLN GENERAL INS CO	6.4%	(2.7%)	8,763	8,485	5,110	5,611	66.1%
4. 41181	UNIVERSAL UNDERWRITERS INS CO	5.8%	(5.0%)	8,004	7,105	2,471	2,364	33.3%
5. 23787	NATIONWIDE MUTUAL INS CO	5.2%	(3.9%)	7,159	6,164	2,771	2,864	46.5%
6. 24813	BALBOA INS CO	4.1%	(3.5%)	5,648	4,448	2,678	2,579	58.0%
7. 32700	OWNERS INS CO	3.9%	(4.8%)	5,345	5,593	2,177	2,137	38.2%
8. 18988	AUTO-OWNERS INS CO	3.9%	(4.6%)	5,301	5,358	2,313	2,171	40.5%
9. 21415	EMPLOYERS MUTUAL CASUALTY CO	3.4%	(3.9%)	4,634	4,764	2,354	2,366	49.7%
10. 10847	CUMIS INS SOCIETY, INC	2.3%	(2.7%)	3,164	2,679	1,472	1,497	55.9%
11. 25674	TRAVELERS PROPERTY CASUALTY CO OF AMERICA	2.3%	(1.7%)	3,153	2,836	904	706	24.9%
12. 19275	AMERICAN FAMILY MUTUAL INS CO	2.1%	(2.0%)	2,885	2,649	1,134	1,166	44.0%
13. 11371	GREAT WEST CASUALTY CO	1.9%	(2.3%)	2,656	2,888	1,561	1,458	50.5%
14. 21709	TRUCK INS EXCHANGE	1.7%	(1.6%)	2,395	2,358	1,052	1,105	46.9%
15. 41785	COLORADO CASUALTY INS CO	1.5%	(1.2%)	2,044	1,937	909	687	35.5%
16. 26344	GREAT AMERICAN ASSURANCE CO	1.4%	(0.5%)	1,979	1,967	768	992	50.4%
17. 10677	CINCINNATI INS CO	1.4%	(1.5%)	1,945	1,880	916	816	43.4%
18. 21326	EMPIRE FIRE AND MARINE INS CO	1.3%	(1.6%)	1,740	1,760	975	793	45.0%
19. 27871	WESTERN AGRICULTURAL INS CO	1.3%	(1.1%)	1,732	1,589	669	660	41.6%
20. 19232	ALLSTATE INS CO	1.2%	(1.0%)	1,636	1,424	506	441	31.0%
21. 13234	WILSHIRE INS CO	1.2%	(1.4%)	1,618	1,627	594	569	34.9%
22. 24767	ST. PAUL FIRE AND MARINE INS CO	1.2%	(2.4%)	1,610	2,153	1,036	1,309	60.8%
23. 19682	HARTFORD FIRE INS CO	1.1%	(1.1%)	1,548	1,478	1,028	980	66.3%
24. 20087	NATIONAL INDEMNITY CO	0.9%	(1.3%)	1,265	1,252	638	492	39.3%
25. 16535	ZURICH AMERICAN INS CO	0.9%	(1.0%)	1,263	1,229	433	569	46.3%
<b>Current Year Top 25:</b>		70.3%		96,505	91,404	43,914	43,873	48.0%
<b>Total for Current Year: 293 Insurers</b>				137,275	131,749	63,936	64,665	49.1%
<b>Prior Year: 287 Insurers</b>				124,631	122,581	59,499	64,066	52.3%

Company Names: CO = COMPANY CORP = CORPORATION INS = INSURANCE RRG = RISK RETENTION GROUP

Note: Due to rounding, numbers may not produce the totals presented.

Insurers Reporting may include insurers that did not have any written premiums but may have reported other activity such as Direct Premiums Earned, Dividends Paid, Losses Paid and Losses Incurred.

### Total Arizona Premiums for This Line for All Insurers Reporting (\$000 Omitted)



# SURETY

## 2005 Ranking of Top Twenty-Five Insurers by Premiums Written

(\$000 Omitted)

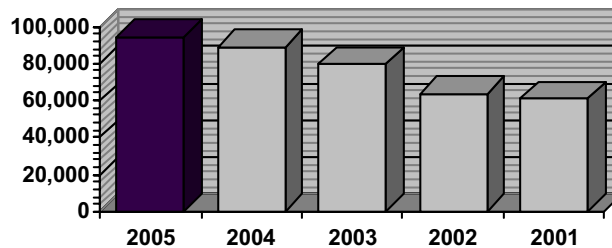
NAIC#	INSURER NAME	Market Share		PREMIUMS WRITTEN	PREMIUMS EARNED	LOSSES PAID	LOSSES INCURRED	LOSS RATIO
		'05	'04	(1)	(2)	(3)	(4)	(4)/(2)
1. 31194	TRAVELERS CASUALTY AND SURETY CO OF AMERICA	18.0%	(13.5%)	17,002	14,398	118	2,815	19.6%
2. 13188	WESTERN SURETY CO	8.0%	(6.1%)	7,515	6,770	125	842	12.4%
3. 24740	SAFECO INS CO OF AMERICA	7.3%	(5.4%)	6,879	5,989	969	(48)	(0.8%)
4. 39306	FIDELITY AND DEPOSIT CO OF MARYLAND	6.8%	(6.9%)	6,410	6,060	3,494	1,730	28.5%
5. 13056	RLI INS CO	4.2%	(3.2%)	4,004	2,992	110	584	19.5%
6. 20281	FEDERAL INS CO	4.1%	(5.2%)	3,892	4,530	672	460	10.2%
7. 14494	MERCHANTS BONDING CO (MUTUAL)	3.9%	(3.8%)	3,722	3,627	1,656	2,057	56.7%
8. 24767	ST. PAUL FIRE AND MARINE INS CO	3.6%	(5.0%)	3,399	3,944	625	(2,930)	(74.3%)
9. 19682	HARTFORD FIRE INS CO	3.1%	(3.1%)	2,944	2,697	265	(1,333)	(49.4%)
10. 37206	CONTRACTORS BONDING AND INS CO	2.8%	(3.2%)	2,654	2,815	89	(5)	(0.2%)
11. 11150	ARCH INS CO	2.6%	(1.6%)	2,461	1,901	(24)	165	8.7%
12. 23043	LIBERTY MUTUAL INS CO	2.2%	(2.3%)	2,081	2,055	1,297	(337)	(16.4%)
13. 18619	PLATTE RIVER INS CO	1.7%	(1.3%)	1,604	1,302	87	98	7.5%
14. 13307	LEXON INS CO	1.7%	(0.4%)	1,589	1,049	0	37	3.5%
15. 27847	INSURANCE CO OF THE WEST	1.7%	(1.5%)	1,562	1,473	0	13	0.9%
16. 10216	AMERICAN CONTRACTORS INDEMNITY CO	1.4%	(1.0%)	1,362	1,039	245	195	18.8%
17. 12718	DEVELOPERS SURETY AND INDEMNITY CO	1.3%	(0.9%)	1,228	943	(2)	(49)	(5.2%)
18. 22535	SEABOARD SURETY CO	1.2%	(1.7%)	1,136	1,427	9,794	(2,277)	(159.6%)
19. 20443	CONTINENTAL CASUALTY CO	1.2%	(0.6%)	1,093	908	0	1,532	168.8%
20. 22292	HANOVER INS CO, THE	1.1%	(1.1%)	1,075	1,003	308	(272)	(27.1%)
21. 36650	GUARANTEE CO OF NORTH AMERICA USA, THE	1.1%	(0.6%)	1,031	795	325	186	23.4%
22. 35289	CONTINENTAL INS CO, THE	1.1%	(0.6%)	1,028	744	0	(102)	(13.8%)
23. 26565	OHIO INDEMNITY CO	1.0%	(0.5%)	961	675	0	0	0.0%
24. 16691	GREAT AMERICAN INS CO	1.0%	(1.1%)	930	978	32	776	79.3%
25. 29424	HARTFORD CASUALTY INS CO	0.9%	(1.2%)	871	887	(21)	(68)	(7.7%)
<b>Current Year Top 25:</b>		83.0%		78,433	71,001	20,166	4,069	5.7%
<b>Total for Current Year: 186 Insurers</b>				94,449	91,510	27,773	16,453	18.0%
<b>Prior Year: 185 Insurers</b>				89,011	84,855	79,075	64,688	76.2%

Company Names: CO = COMPANY CORP = CORPORATION INS = INSURANCE RRG = RISK RETENTION GROUP

Note: Due to rounding, numbers may not produce the totals presented.

Insurers Reporting may include insurers that did not have any written premiums but may have reported other activity such as Direct Premiums Earned, Dividends Paid, Losses Paid and Losses Incurred.

### Total Arizona Premiums for This Line for All Insurers Reporting (\$000 Omitted)



# TOTAL PROPERTY AND CASUALTY

Excludes Accident and Health Insurance business and includes Finance and Service Charges

## 2005 Ranking of Top Twenty-Five Insurers by Premiums Written

(\$000 Omitted)

NAIC#	INSURER NAME	Market Share		PREMIUMS WRITTEN (1)	PREMIUMS EARNED (2)	LOSSES PAID (3)	LOSSES INCURRED (4)	LOSS RATIO (4)/(2)
		'05	('04)					
1. 21598	FARMERS INS CO OF ARIZONA	6.5%	(6.7%)	509,405	500,720	257,265	264,690	52.9%
2. 25178	STATE FARM MUTUAL AUTOMOBILE INS CO	6.3%	(6.5%)	491,917	485,341	289,934	287,817	59.3%
3. 19275	AMERICAN FAMILY MUTUAL INS CO	5.5%	(5.7%)	429,200	420,525	214,543	212,733	50.6%
4. 36714	SCF ARIZONA	5.0%	(4.9%)	394,274	394,274	255,826	361,124	91.6%
5. 25143	STATE FARM FIRE AND CASUALTY CO	4.4%	(4.5%)	342,368	330,876	129,719	128,597	38.9%
6. 19232	ALLSTATE INS CO	2.9%	(3.3%)	224,235	228,230	109,012	112,717	49.4%
7. 32832	MUTUAL INS CO OF ARIZONA	2.1%	(2.0%)	166,786	153,038	79,282	104,052	68.0%
8. 17230	ALLSTATE PROPERTY AND CASUALTY INS CO	2.1%	(1.9%)	165,197	154,442	78,059	86,058	55.7%
9. 19240	ALLSTATE INDEMNITY CO	1.7%	(1.6%)	136,681	126,002	45,253	52,075	41.3%
10. 25941	UNITED SERVICES AUTOMOBILE ASSOCIATION	1.7%	(1.7%)	130,194	126,998	74,265	79,204	62.4%
11. 23035	LIBERTY MUTUAL FIRE INS CO	1.4%	(1.3%)	111,390	99,980	39,201	45,395	45.4%
12. 25968	USAA CASUALTY INS CO	1.4%	(1.4%)	110,694	106,505	59,897	62,591	58.8%
13. 11851	PROGRESSIVE HOME INS CO	1.4%	(0.0%)	105,785	68,868	24,654	40,274	58.5%
14. 35882	GEICO GENERAL INS CO	1.3%	(1.2%)	103,588	97,263	61,148	70,135	72.1%
15. 37834	PROGRESSIVE PREFERRED INS CO	1.2%	(1.0%)	93,683	87,116	43,913	54,682	62.8%
16. 25674	TRAVELERS PROPERTY CASUALTY CO OF AMERICA	1.2%	(0.9%)	91,367	90,877	25,130	49,136	54.1%
17. 21687	MID-CENTURY INS CO	1.1%	(1.1%)	89,636	86,835	50,685	55,875	64.3%
18. 16535	ZURICH AMERICAN INS CO	1.1%	(1.4%)	82,633	88,095	29,758	61,584	69.9%
19. 19445	NATIONAL UNION FIRE INS CO OF PITTSBURGH, PA	1.0%	(1.1%)	79,523	80,599	29,128	55,395	68.7%
20. 24260	PROGRESSIVE CASUALTY INS CO	1.0%	(1.1%)	74,547	72,045	34,951	33,664	46.7%
21. 23787	NATIONWIDE MUTUAL INS CO	0.9%	(0.8%)	74,147	68,746	27,354	34,968	50.9%
22. 19283	AMERICAN STANDARD INS CO OF WISCONSIN	0.9%	(1.0%)	66,913	68,894	45,806	42,423	61.6%
23. 24740	SAFECO INS CO OF AMERICA	0.8%	(0.8%)	65,165	62,789	30,944	30,364	48.4%
24. 37478	HARTFORD INS CO OF THE MIDWEST	0.8%	(0.9%)	65,038	65,706	34,870	34,624	52.7%
25. 20281	FEDERAL INS CO	0.8%	(0.9%)	64,453	65,688	25,863	9,572	14.6%
<b>Current Year Top 25:</b>		54.6%		4,268,822	4,130,451	2,096,463	2,369,748	57.4%
<b>Total for Current Year: 767 Insurers</b>				7,823,276	7,561,112	3,846,632	4,207,493	55.6%
<b>Prior Year: 730 Insurers</b>				7,365,107	7,156,973	3,604,480	4,039,073	56.4%

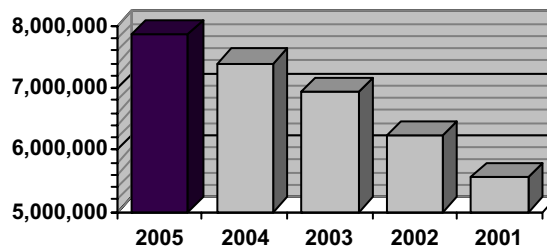
Company Names: CO = COMPANY CORP = CORPORATION INS = INSURANCE RRG = RISK RETENTION GROUP

Note: Due to rounding, numbers may not produce the totals presented.

Insurers Reporting may include insurers that did not have any written premiums but may have reported other activity such as Direct Premiums Earned, Dividends Paid, Losses Paid and Losses Incurred.

## Total Arizona Property and Casualty Premiums for All Insurers Reporting

(\$000 Omitted)



# ACCIDENT AND HEALTH \*

\* Accident and Health Insurance includes, but is not limited to, Health, Limited Benefit, Credit, Long-Term Care, and Disability Income insurance.

## 2005 Ranking of Top Twenty-Five Insurers by Premiums Written

(\$000 Omitted)

NAIC#	INSURER NAME	Market Share		PREMIUMS	PREMIUMS	LOSSES	LOSSES	LOSS
		'05	('04)	WRITTEN (1)	EARNED (2)	PAID (3)	INCURRED (4)	RATIO (4)/(2)
1. 79413	UNITED HEALTHCARE INS CO	26.6%	(23.7%)	691,837	698,755	519,048	535,517	76.6%
2. 73288	HUMANA INS CO	6.1%	(6.1%)	158,073	159,584	132,260	138,870	87.0%
3. 66141	HEALTH NET LIFE INS CO	5.1%	(6.6%)	132,906	138,116	116,815	105,588	76.4%
4. 84506	PACIFICARE LIFE ASSURANCE CO	4.6%	(4.1%)	118,773	125,395	97,257	98,966	78.9%
5. 60054	AETNA LIFE INS CO	4.2%	(2.4%)	109,975	110,613	79,980	86,633	78.3%
6. 65978	METROPOLITAN LIFE INS CO	3.4%	(3.4%)	88,541	87,166	66,665	79,782	91.5%
7. 62308	CONNECTICUT GENERAL LIFE INS CO	2.4%	(6.3%)	62,881	57,140	52,683	45,308	79.3%
8. 70815	HARTFORD LIFE AND ACCIDENT INS CO	1.8%	(1.6%)	45,614	46,938	29,617	38,046	81.1%
9. 62863	TRUSTMARK LIFE INS CO	1.7%	(1.2%)	43,270	41,713	37,927	38,172	91.5%
10. 60380	AMERICAN FAMILY LIFE ASSURANCE CO OF COLUMBUS	1.7%	(1.6%)	43,093	44,059	16,519	18,018	40.9%
11. 69477	TIME INS CO	1.5%	(1.6%)	37,877	38,449	23,793	24,080	62.6%
12. 62235	UNUM LIFE INS CO OF AMERICA	1.4%	(1.7%)	37,307	37,718	52,230	62,748	166.4%
13. 61271	PRINCIPAL LIFE INS CO	1.4%	(1.3%)	36,592	36,241	25,790	25,828	71.3%
14. 71412	MUTUAL OF OMAHA INS CO	1.3%	(1.3%)	33,201	33,101	19,234	19,947	60.3%
15. 60305	AMERICAN COMMUNITY MUTUAL INS CO	1.2%	(1.4%)	31,682	32,019	25,853	25,768	80.5%
16. 62286	GOLDEN RULE INS CO	1.2%	(1.1%)	30,721	30,482	16,751	16,568	54.4%
17. 69019	STANDARD INS CO	1.2%	(1.1%)	30,531	30,534	17,320	19,943	65.3%
18. 70025	GENERAL ELECTRIC CAPITAL ASSURANCE CO	1.2%	(1.1%)	30,091	29,461	10,045	12,244	41.6%
19. 97179	AMERICAN MEDICAL SECURITY LIFE INS CO	1.1%	(1.2%)	28,225	28,211	18,975	18,105	64.2%
20. 97055	MEGA LIFE AND HEALTH INS CO, THE	1.0%	(1.1%)	25,307	25,009	13,483	13,222	52.9%
21. 70408	UNION SECURITY INS CO	1.0%	(0.9%)	25,112	25,299	18,573	18,261	72.2%
22. 60836	AMERICAN REPUBLIC INS CO	0.9%	(0.9%)	24,724	24,596	15,449	15,599	63.4%
23. 65080	JOHN ALDEN LIFE INS CO	0.9%	(1.0%)	23,421	23,687	17,100	16,448	69.4%
24. 25178	STATE FARM MUTUAL AUTOMOBILE INS CO	0.8%	(0.8%)	21,088	18,900	13,310	13,638	72.2%
25. 97268	PACIFIC LIFE & ANNUITY CO	0.7%	(1.0%)	18,814	18,675	17,495	16,532	88.5%
<b>Current Year Top 25:</b>		74.1%		1,929,656	1,941,859	1,454,172	1,503,831	77.4%
<b>Total for Current Year: 448 Insurers</b>				2,602,603	2,609,954	1,923,899	2,009,548	77.0%
<b>Prior Year: 446 Insurers</b>				2,485,886	2,459,022	1,791,138	1,875,220	76.3%

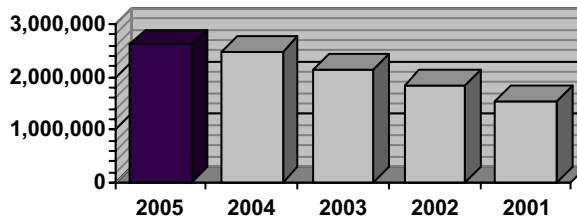
Company Names: CO = COMPANY CORP = CORPORATION INS = INSURANCE

Note: Due to rounding, numbers may not produce the totals presented.

Insurers Reporting may include insurers that did not have any written premiums but may have reported other activity such as Direct Premiums Earned, Dividends Paid, Losses Paid and Losses Incurred.

### Total Arizona Premiums for This Line for All Insurers Reporting

(\$000 Omitted)



# ALL OTHER HEALTH CARE

## 2005 Ranking of Top Twenty-Five† Insurers by Premiums Written

NAIC#	INSURER NAME	Market Share		PREMIUMS WRITTEN (\$000's Omitted)	ARIZONA MEMBERS Units	INSURER TYPE
		'05	('04)			
1. 95617	PACIFICARE OF ARIZONA, INC	31.1%	(25.7%)	1,276,084	233,255	HCSO
2. 53589	BLUE CROSS AND BLUE SHIELD OF ARIZONA, INC	25.7%	(25.3%)	1,054,993	1,006,509	SERVICE CORP
3. 95125	CIGNA HEALTHCARE OF ARIZONA, INC	12.6%	(18.6%)	519,435	115,065	HCSO
4. 95206	HEALTH NET OF ARIZONA, INC	10.2%	(10.4%)	417,162	88,640	HCSO
5. 95003	AETNA HEALTH INC	7.3%	(7.7%)	299,663	167,952	HCSO
6. 95885	HUMANA HEALTH PLAN, INC	4.4%	(4.5%)	181,557	33,274	HCSO
7. 95982	SUN HEALTH MEDISUN, INC	3.3%	(3.0%)	136,959	17,951	HCSO
8. 96016	UNITED HEALTHCARE OF ARIZONA, INC	2.2%	(1.6%)	91,320	27,666	HCSO
9. 53597	DELTA DENTAL PLAN OF ARIZONA, INC	1.8%	(1.7%)	72,249	158,812	SERVICE CORP
10. 53090	EMPLOYERS DENTAL SERVICES, INC	0.4%	(0.4%)	16,101	164,925	PREPAID DENTAL
11. 47013	CIGNA DENTAL HEALTH PLAN OF ARIZONA, INC	0.4%	(0.4%)	14,731	77,274	PREPAID DENTAL
12. 95797	GREAT-WEST HEALTHCARE OF ARIZONA, INC	0.3%	(0.4%)	13,288	3,582	HCSO
13. 47708	UNITED DENTAL CARE OF ARIZONA, INC	0.2%	(0.3%)	8,846	78,433	PREPAID DENTAL
14. 52120	TOTAL DENTAL ADMINISTRATORS HEALTH PLAN, INC	0.0%	(0.0%)	2,013	22,309	PREPAID DENTAL
15. 47012	SIGHTCARE, INC	0.0%	(0.0%)	1,991	41,872	SERVICE CORP
16. 12151	ARCADIAN HEALTH PLAN, INC	0.0%	(0.0%)	1,464	816	HCSO
17. 95224	PREMIER CHOICE DENTAL, INC	0.0%	(0.0%)	624	13,780	PREPAID DENTAL
18. 95366	PRIVATE MEDICAL-CARE OF ARIZONA, INC	0.0%	(0.0%)	226	1,074	PREPAID DENTAL
19. 52122	UNITED CONCORDIA DENTAL PLANS OF ARIZONA, INC	0.0%	(0.0%)	158	1,005	PREPAID DENTAL
20. 10160	ABRAZO ADVANTAGE HEALTH PLAN, INC	0.0%	(0.0%)	0	0	HCSO
21. 96342	HEALTH PLAN OF NEVADA, INC	0.0%	(0.0%)	0	0	HCSO
22. 12279	SCAN HEALTH PLAN ARIZONA, INC	0.0%	(0.0%)	0	0	HCSO
<b>Current Year Top 25:</b>		100.0%		4,108,864	2,254,194	
<b>Total for Current Year: 22 Insurers</b>				4,108,864	2,254,194	
<b>Prior Year: 19 Insurers</b>				3,985,062	2,168,719	

Company Names: CO = COMPANY CORP = CORPORATION INS = INSURANCE

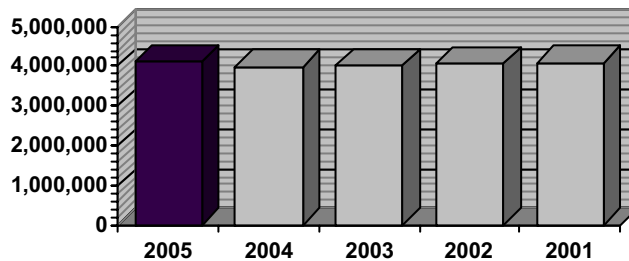
Note: Due to rounding, numbers may not produce the totals presented.

Insurers Reporting may include insurers that did not have any written premiums but may have reported other activity such as Arizona Members.

† There were only 22 of these Insurers reporting business in Arizona during Calendar Year 2005.

### Total Arizona Premiums for This Line for All Insurers Reporting

(\$000 Omitted)



# LIFE

Excludes Annuity Considerations, Deposit-Type Funds and Other Considerations

## 2005 Ranking of Top Twenty-Five Insurers by Premiums Written

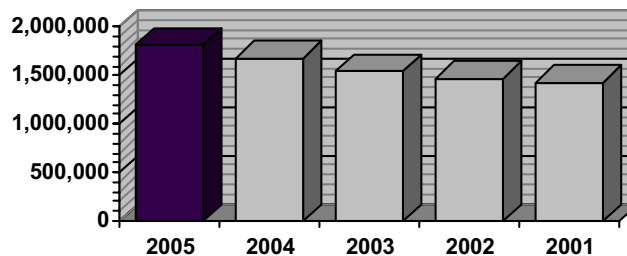
NAIC#	INSURER NAME	Market Share		PREMIUMS WRITTEN	DIVIDENDS PAID	POLICIES ISSUED	NUMBER OF POLICIES
		'05	('04)	(\$000 Omitted)	(\$000 Omitted)		
1. 65978	METROPOLITAN LIFE INS CO	4.5%	(4.3%)	81,997	15,431	1,339	87,046
2. 67091	NORTHWESTERN MUTUAL LIFE INS CO, THE	4.1%	(4.4%)	73,721	59,104	2,861	63,766
3. 66915	NEW YORK LIFE INS CO	3.2%	(3.2%)	58,182	25,127	3,272	63,586
4. 68241	PRUDENTIAL INS CO OF AMERICA, THE	3.2%	(2.7%)	57,175	26,969	170	110,553
5. 67466	PACIFIC LIFE INS CO	3.0%	(3.9%)	54,833	333	267	5,716
6. 69108	STATE FARM LIFE INS CO	2.6%	(2.6%)	47,077	10,290	10,273	106,649
7. 60488	AMERICAN GENERAL LIFE INS CO	2.4%	(2.2%)	44,028	762	4,074	38,580
8. 71153	HARTFORD LIFE AND ANNUITY INS CO	2.4%	(2.1%)	43,977	0	1,324	6,527
9. 62235	UNUM LIFE INS CO OF AMERICA	1.9%	(1.3%)	34,544	154	100	833
10. 68713	SECURITY LIFE OF DENVER INS CO	1.9%	(2.6%)	34,506	44	83	4,277
11. 65838	JOHN HANCOCK LIFE INS CO (U.S.A.)	1.9%	(2.0%)	34,355	4,116	300	4,284
12. 67121	TRANSAMERICA OCCIDENTAL LIFE INS CO	1.7%	(1.9%)	31,670	279	1,027	19,054
13. 88072	HARTFORD LIFE INS CO	1.7%	(0.2%)	30,656	392	1	7,659
14. 63177	FARMERS NEW WORLD LIFE INS CO	1.7%	(1.6%)	30,102	43	10,914	66,273
15. 65919	PRIMERICA LIFE INS CO	1.5%	(1.5%)	27,117	0	3,605	34,539
16. 65935	MASSACHUSETTS MUTUAL LIFE INS CO	1.5%	(1.5%)	27,025	12,862	735	24,418
17. 67105	RELIASTAR LIFE INS CO	1.4%	(1.7%)	26,146	319	439	13,968
18. 80802	SUN LIFE ASSURANCE CO OF CANADA	1.4%	(1.2%)	25,049	2,401	678	3,713
19. 90204	JOHN HANCOCK VARIABLE LIFE INS CO	1.4%	(1.2%)	25,048	244	164	4,947
20. 64246	GUARDIAN LIFE INS CO OF AMERICA	1.4%	(1.4%)	24,567	5,195	482	7,449
21. 65676	LINCOLN NATIONAL LIFE INS CO, THE	1.3%	(1.3%)	23,697	280	1,232	6,060
22. 65595	LINCOLN BENEFIT LIFE CO	1.3%	(1.1%)	23,268	1	2,815	16,637
23. 91596	NEW YORK LIFE INS AND ANNUITY CORP	1.3%	(1.5%)	23,077	0	703	9,144
24. 66168	MINNESOTA LIFE INS CO	1.2%	(1.1%)	22,543	1,674	11,865	26,132
25. 69019	STANDARD INS CO	1.2%	(1.3%)	22,234	534	30	1,715
<b>Current Year Top 25:</b>		51.1%		926,593	166,557	58,753	733,525
<b>Total for Current Year: 473 Insurers</b>				1,814,515	216,247	260,982	2,182,679
<b>Prior Year: 478 Insurers</b>				1,681,625	216,686	272,858	2,203,769

Company Names: CO = COMPANY CORP = CORPORATION INS = INSURANCE

Note: Due to rounding, numbers may not produce the totals presented.

Insurers Reporting may include insurers that did not have any written premiums but may have reported other activity such as Dividends Paid, Policies Issued and Number of Policies.

### Total Arizona Premiums for This Line for All Insurers Reporting (\$000 Omitted)







# **INSURERS THAT CEASED ARIZONA BUSINESS ACTIVITY**



# MERGERS

INSURERS THAT MERGED INTO AN INSURER AUTHORIZED IN ARIZONA DURING 2005

Name of Insurer that merged Merger Survivor Name	Domicile	NAIC #	Business Type	Effective Date
1. AMERICAN STATES LIFE INS CO SYMETRA LIFE INS CO	IN WA	60879 68608	LD	10/01/05
2. AMERICAN VANGUARD LIFE INS CO AMERUS LIFE INS CO	IA IA	97314 61689	LI	09/20/05
3. BEACON LIFE INS CO CENTRAL PENNSYLVANIA LIFE INS CO	AZ AZ	69080 91944	LR	08/01/05
4. CITY HOLDINGS REINSURANCE LIFE CO AMERICAN HEALTH AND LIFE INS CO	AZ TX	73555 60518	LR	07/01/05
5. GEM INS CO SAFEHEALTH LIFE INS CO	UT CA	81698 79014	LD	03/01/05
6. GLENBROOK LIFE AND ANNUITY CO ALLSTATE LIFE INS CO	AZ IL	70092 60186	LD	01/01/05
7. GROCERS INS CO SECURITY INS CO OF HARTFORD	OR CT	40541 24902	PC	12/31/05
8. GULF INS CO TRAVELERS INDEMNITY CO, THE	CT CT	22217 25658	PC	07/01/05
9. ING INS CO OF AMERICA ING LIFE INS AND ANNUITY CO	FL CT	76953 86509	LI	12/31/05
10. LIFE INS CO OF GEORGIA JACKSON NATIONAL LIFE INS CO	GA MI	65471 65056	LD	12/31/05
11. LINCOLN DIRECT LIFE INS CO ASSURITY LIFE INS CO	NE NE	65668 71439	LD	01/01/05
12. MANUFACTURERS LIFE INS CO OF AMERICA, THE JOHN HANCOCK LIFE INS CO (U.S.A.)	MI MI	87793 65838	LD	12/01/05
13. MHN REINSURANCE CO OF ARIZONA HEALTH NET LIFE INS CO	AZ CA	89429 66141	LR	12/29/05
14. NATIONAL FRATERNAL SOCIETY OF THE DEAF CATHOLIC ORDER OF FORESTERS	IL IL	57576 57487	FB	01/01/05
15. OLD UNITED REINSURANCE CO OLD UNITED LIFE INS CO	AZ AZ	85600 76007	LR	05/04/05
16. SEA INS CO OF AMERICA, THE ROYAL INDEMNITY CO	NY DE	20354 24678	PC	12/31/05
17. SOUTHERN FOUNDATION LIFE INS CO RISK ASSOCIATES LIFE INS CO	AZ AZ	--- ---	UR	12/27/05
18. TRANSAMERICA LIFE INS AND ANNUITY CO TRANSAMERICA LIFE INS CO	NC IA	69507 86231	LD	10/01/05
19. UNITED DENTAL CARE INS CO UNION SECURITY INS CO	AZ IA	97870 70408	LD	11/01/05

# WITHDRAWALS

INSURERS THAT VOLUNTARILY WITHDREW FROM ARIZONA AND INSURERS THAT MERGED INTO AN INSURER NOT AUTHORIZED IN ARIZONA DURING 2005

Insurer Name	Domicile	NAIC #	Business Type	Effective Date
1. AMERICAN PHYSICIANS ASSURANCE CORP	MI	33006	PC	07/05/05
2. BEE LIFE INS CO	AZ	---	UR	06/14/05
3. CPIC LIFE INS CO	CA	61557	LD	02/24/05
4. DALOS LIFE INS CO	AZ	---	UR	09/20/05

Company Names: CO = COMPANY CORP = CORPORATION INS = INSURANCE RRG = RISK RETENTION GROUP  
 Business Types: CI = CASUALTY CP = CAPTIVE INSURER FB = FRATERNAL BENEFIT SOCIETY HC = HEALTH CARE SERVICE ORGANIZATION LD = LIFE AND DISABILITY  
 LI = LIFE LR = LIFE AND DISABILITY REINSURER LW = LIFE AND DISABILITY REINSURER WITH DIRECT WRITE AUTHORITY  
 MR = MECHANICAL REIMBURSEMENT REINSURERS PC = PROPERTY AND CASUALTY PI = PROPERTY INSURER SC = SERVICE CORPORATION  
 RG = RISK RETENTION GROUP UR = UNAFFILIATED CREDIT LIFE AND DISABILITY REINSURER

\* DBA (Doing Business As)

† Transaction completed during Fiscal Year 2005, but effective prior to January 1, 2004.

**WITHDRAWALS DURING 2005 - (continued)**

<b>Insurer Name</b>	<b>Domicile</b>	<b>NAIC #</b>	<b>Business Type</b>	<b>Effective Date</b>
5. DISTINGUISHED PROGRAMS REAL ESTATE RRG	SC	11200	RG	06/28/05
6. FIRSTMERIT CREDIT LIFE INS CO	AZ	72486	LR	12/19/05
7. INSURANCE INVESTORS LIFE INS CO	TX	81868	LI	12/30/05
8. LONG LIFE INS CO	AZ	74047	LR	11/10/05
9. MARMID LIFE INS CO	AZ	92851	LD	09/30/05
10. MELLO LIFE INS CO, THE	AZ	---	UR	04/21/05
11. MENAPACHE LIFE INS CO	AZ	---	UR	12/22/05
12. OAKFIRST LIFE INS CORP	AZ	---	UR	11/21/05
13. PACIFIC SELECT PROPERTY INS CO	CA	10887	PC	12/23/05
14. PEACH STATE LIFE INS CO	AZ	---	UR	07/28/05
15. PREMIER INS EXCHANGE, RRG	VT	10101	RG	04/25/05
16. PROFESSIONAL LIFE & ANNUITY INS CO	AZ	92240	LR	12/22/05
17. SENATE INS CO	AZ	73628	LW	12/28/05
18. SEQUOIA CAPTIVE INS, INC.	AZ	---	CP	11/28/05
19. STEWARD RRG	DC	11961	RG	11/01/05
20. SUSQUE-BANCSHARES LIFE INS CO	AZ	---	UR	12/27/05
21. USLIFE CREDIT LIFE INS CO OF ARIZONA	AZ	97438	LR	09/09/05
22. WILSON CAPTIVE INS CO	AZ	---	CP	12/31/03
23. WTC CAPTIVE INS CO, INC.	AZ	---	CP	12/31/03
24. ZIONS LIFE INS CO	AZ	60470	LR	03/30/05

**RECEIVERSHIPS**

INSURERS ORDERED TO LIQUIDATE DURING 2005

<b>Insurer Name</b>	<b>Domicile</b>	<b>NAIC #</b>	<b>Business Type</b>	<b>Date of Order</b>
1. CONSOLIDATED AMERICAN INS CO	SC	24945	PC	03/21/05
2. PRIMEGUARD INS CO, INC, A RRG	HI	10893	RG	12/19/05
3. REALM NATIONAL INS CO	NY	15466	PC	06/15/05
4. SENIOR CITIZENS MUTUAL INS CO	FL	44172	PC	06/01/05
5. SOUTH CAROLINA INS CO	SC	24953	PC	03/21/05
6. STATES GENERAL LIFE INS CO	TX	69175	LD	03/09/05

Company Names: CO = COMPANY CORP = CORPORATION INS = INSURANCE RRG = RISK RETENTION GROUP  
 Business Types: CI = CASUALTY CP = CAPTIVE INSURER FB = FRATERNAL BENEFIT SOCIETY HC = HEALTH CARE SERVICE ORGANIZATION LD = LIFE AND DISABILITY  
 LI = LIFE LR = LIFE AND DISABILITY REINSURER LW = LIFE AND DISABILITY REINSURER WITH DIRECT WRITE AUTHORITY  
 MR = MECHANICAL REIMBURSEMENT REINSURERS PC = PROPERTY AND CASUALTY PI = PROPERTY INSURER SC = SERVICE CORPORATION  
 RG = RISK RETENTION GROUP UR = UNAFFILIATED CREDIT LIFE AND DISABILITY REINSURER

\* DBA (Doing Business As)

† Transaction completed during Fiscal Year 2005, but effective prior to January 1, 2004.

# **RECEIVERSHIP ACTIVITY**



# 2005 RECEIVERSHIP ACTIVITY

## ARIZONA COMPANIES IN RECEIVERSHIP AS OF DECEMBER 31, 2005

COMPANY NAME	DATE OF RECEIVERSHIP	NAIC #
1. AMERICAN BONDING COMPANY	02/02/95	10138
2. AMS LIFE INSURANCE COMPANY	03/27/92	86142
3. DIAMOND BENEFITS LIFE INSURANCE COMPANY	12/19/88	74969
4. GREAT GLOBAL ASSURANCE COMPANY	02/07/86	18937
5. NORTH AMERICAN PHYSICIANS INSURANCE RRG*	01/05/95	34053
6. OLD WEST ANNUITY & LIFE INSURANCE COMPANY	03/02/04	76791
7. PREMIER HEALTHCARE OF ARIZONA, INC.	11/16/99	95053

\*Company Name: RRG= Risk Retention Group

## ARIZONA COMPANIES IN RECEIVERSHIP WHICH WERE TERMINATED DURING 2005

COMPANY NAME	DATE OF RECEIVERSHIP	NAIC #
1. FARM & HOME LIFE INSURANCE COMPANY	12/30/05	63134
2. USA PROPERTY & CASUALTY INSURANCE COMPANY	12/30/05	36620

## FOREIGN COMPANIES IN ANCILLARY RECEIVERSHIP AS OF DECEMBER 31, 2005

COMPANY NAME	DATE OF RECEIVERSHIP	NAIC #
1. RELIANCE INSURANCE COMPANY	3/14/02	24457

## FOREIGN COMPANIES IN ANCILLARY RECEIVERSHIP WHICH WERE TERMINATED DURING 2005

COMPANY NAME	DATE TERMINATED	NAIC #
1. SUPERIOR NATIONAL INSURANCE COMPANY	6/7/05	37753
2. SUPERIOR CASUALTY PACIFIC COMPANY	6/07/05	30570





# **QUALIFIED SURPLUS LINES INSURERS**



# QUALIFIED SURPLUS LINES INSURERS

AS OF DECEMBER 31, 2005

Listed below are those non-admitted insurers for which a sponsoring Surplus Lines Broker has filed documents required to qualify the insurer to transact surplus lines insurance in Arizona as of December 31, 2005. The Director of the Arizona Department of Insurance is not required to determine the actual financial condition or claims practices of non-admitted insurers. A Surplus Lines Broker shall not place business with an insurer that is not on this list. Surplus lines insurers may provide only coverages that are recognized surplus lines pursuant to A.R.S. § 20-409 or those that cannot be procured on the admitted market after diligent effort. Insurers are added to and removed from the list during the year. For a current listing, please visit the Department's Web Site at <http://www.id.state.az.us/>.

NAME OF UNAUTHORIZED INSURER	ARIZONA PREMIUMS
1. ACCEPTANCE INDEMNITY INS CO	676,006
2. ACE EUROPEAN GROUP LIMITED	1,308
3. ADMIRAL INS CO	7,374,905
4. ADRIATIC INS CO	959,221
5. ALEA LONDON LIMITED	1,456,321
6. ALEA NORTH AMERICA SPECIALTY INS CO	0
7. ALLIANZ MARINE & AVIATION (FRANCE)	2,276,770
8. ALLIANZ MARINE & AVIATION VERSICHERUNGS AKTIENGESELLSCHAFT	0
9. ALLIANZ UNDERWRITERS INS CO	(3,657)
10. ALLIED WORLD ASSURANCE CO (U.S.) INC.	2,700,722
11. AMERICAN EMPIRE SURPLUS LINES INS CO	1,049,677
12. AMERICAN EQUITY SPECIALTY INS CO	44,640
13. AMERICAN HEALTHCARE SPECIALTY INS CO	0
14. AMERICAN INTERNATIONAL SPECIALTY LINES INS	41,677,414
15. AMERICAN SAFETY INDEMNITY CO	14,925,232
16. AMERICAN WESTERN HOME INS CO	455,608
17. APPALACHIAN INS CO	0
18. ARCH EXCESS & SURPLUS INS CO	814,883
19. ARCH SPECIALTY INS CO	14,886,696
20. ASPEN INS UK LIMITED	1,869,357
21. ASPEN SPECIALTY INS CO	1,758,570
22. ASSOCIATED ELECTRIC & GAS INS SERVICES, LIMITED (AEGIS)	5,392,735
23. ASSOCIATED INTERNATIONAL INS CO	(1,470,031)
24. ATLANTIC CASUALTY INS CO	2,767,307
25. AXA CORPORATE SOLUTIONS ASSURANCE	505,834
26. AXIS SPECIALTY EUROPE LIMITED	1,576
27. AXIS SPECIALTY INS CO	3,428,190
28. AXIS SURPLUS INS CO	2,267,335
29. BRITISH AVIATION INS CO LIMITED, THE	0
30. BURLINGTON INS CO, THE	3,631,284
31. CANAL INDEMNITY CO	254
32. CAPITOL SPECIALTY INS CORP	2,301,248
33. CATLIN INS CO (UK) LIMITED	0
34. CATLIN INS CO LIMITED	84,775
35. CGU INTERNATIONAL INS PLC	227,933
36. CHUBB CUSTOM INS CO	2,485,664

Company Names: CO = COMPANY CORP = CORPORATION INS = INSURANCE

**QUALIFIED SURPLUS LINES INSURERS as of December 31, 2005 - (continued)**

<b>NAME OF UNAUTHORIZED INSURER</b>	<b>ARIZONA PREMIUMS</b>
37. CLARENDON AMERICA INS CO	6,799,243
38. COLONY INS CO	7,348,147
39. COLONY NATIONAL INS CO	995,410
40. COLUMBIA CASUALTY CO	17,434,521
41. COMMONWEALTH INS CO	1,634,511
42. CONVERIUM INS (UK) LIMITED	1,079,357
43. DISCOVER SPECIALTY INS CO	1,632,157
44. EMPIRE INDEMNITY INS CO	168,123
45. ENERGY INS MUTUAL LIMITED	2,153,337
46. ESSEX INS CO	3,598,981
47. EVANSTON INS CO	8,342,823
48. EVEREST INDEMNITY INS CO	8,628,592
49. EXECUTIVE RISK SPECIALTY INS CO	1,252,803
50. EXPORTERS INS CO LIMITED	0
51. FIREMAN'S FUND INS CO OF OHIO	10,074
52. FIRST MERCURY INS CO	8,423,333
53. FIRST SPECIALTY INS CORP	7,169,294
54. GARD MARINE & ENERGY LIMITED	0
55. GE SPECIALTY INS (UK) LIMITED	498,874
56. GEMINI INS CO	24,007,174
57. GENERAL STAR INDEMNITY CO	4,938,423
58. GENERALI ASSURANCES IARD	454,841
59. GENERALI, ASSICURAZIONI GENERALI, S.P.A.	0
60. GENESIS INDEMNITY INS CO	408,082
61. GLENCOE INS LIMITED	1,131,020
62. GOTHAM INS CO	127,124
63. GREAT AMERICAN E & S INS CO	1,908,269
64. GREAT AMERICAN FIDELITY INS CO	0
65. GREAT AMERICAN PROTECTION INS CO	0
66. GREAT DIVIDE INS CO	9,132,839
67. GREAT LAKES REINSURANCE (UK) PLC	3,678,615
68. GUILFORD INS CO	17,616
69. GULF UNDERWRITERS INS CO	320,849
70. HEALTH CARE INDEMNITY, INC.	0
71. HEDDINGTON INS (UK) LIMITED	0
72. HEMAR INS CORP OF AMERICA	0
73. HOMELAND INS CO OF NEW YORK	1,254,828
74. HOUSTON CASUALTY CO	3,029,374
75. HUDSON SPECIALTY INS CO	1,468,137
76. ILLINOIS EMCASCO INS CO	40,514
77. ILLINOIS UNION INS CO	12,725,486
78. INDEMNITY MARINE ASSURANCE CO LIMITED, THE	0
79. INDIAN HARBOR INS CO	2,344,666

Company Names: CO = COMPANY CORP = CORPORATION INS = INSURANCE

**QUALIFIED SURPLUS LINES INSURERS as of December 31, 2005 - (continued)**

<b>NAME OF UNAUTHORIZED INSURER</b>	<b>ARIZONA PREMIUMS</b>
80. INTEGON SPECIALTY INS CO	1,952,761
81. INTERNATIONAL INS CO OF HANOVER LIMITED	718,492
82. INTERSTATE FIRE AND CASUALTY CO	8,913,885
83. JAMES RIVER INS CO	5,072,551
84. LANDMARK AMERICAN INS CO	4,361,588
85. LANTANA INS LIMITED	280,217
86. LEXINGTON INS CO	87,756,188
87. LIBERTY MUTUAL INS EUROPE LIMITED	6,564
88. LIBERTY SURPLUS INS CORP	5,935,985
89. LLOYDS OF LONDON SYNDICATES *	50,648,710
90. LONDON & EDINBURGH INS CO LIMITED	0
91. MARINE INS CO LIMITED, THE	1,025,827
92. MARKEL INTERNATIONAL INS CO LIMITED	697,885
93. MAXUM INDEMNITY CO	702,092
94. MONTICELLO INS CO	1,364
95. MOUNT VERNON FIRE INS CO	2,594,747
96. MT. HAWLEY INS CO	6,152,621
97. NATIONAL FIRE & MARINE INS CO	33,887,313
98. NEVADA CAPITAL INS CO	0
99. NIC INS CO OF NEW YORK	2,880,612
100. NOETIC SPECIALTY INS CO	376,457
101. NORTH AMERICAN CAPACITY INS CO	4,108,886
102. NORTHERN ASSURANCE CO LIMITED, THE	0
103. NORTHFIELD INS CO	446,915
104. NUTMEG INS CO	446,758
105. OCEAN MARINE INS CO LIMITED, THE	0
106. OLD REPUBLIC UNION INS CO	0
107. PACIFIC INS CO	11,226
108. PACIFIC INS CO LIMITED	377,631
109. PENN-STAR INS CO	1,778,786
110. PRINCETON EXCESS AND SURPLUS LINES INS CO	1,508,676
111. PROFESSIONAL UNDERWRITERS LIABILITY INS CO	2,718,528
112. QBE INTERNATIONAL INS LIMITED *	343,542
113. QBE SPECIALTY INS CO	74,973
114. QUANTA SPECIALTY LINES INS CO	6,351,233
115. RED MOUNTAIN CASUALTY INS CO, INC.	803,105
116. ROYAL SURPLUS LINES INS CO	57,346
117. SAFECO SURPLUS LINES INS CO	0
118. SAVERS PROPERTY AND CASUALTY INS CO	83,086
119. SCOTTSDALE INDEMNITY CO	21,620,459
120. SIRIUS INTERNATIONAL INS CORP	74,777
121. SR INTERNATIONAL BUSINESS INS CO LIMITED	875,865
122. ST. PAUL SURPLUS LINES INS CO	1,330,988

Company Names: CO = COMPANY CORP = CORPORATION INS = INSURANCE

**QUALIFIED SURPLUS LINES INSURERS as of December 31, 2005 - (continued)**

NAME OF UNAUTHORIZED INSURER	ARIZONA PREMIUMS
123. STARR EXCESS LIABILITY INS CO, LIMITED	4,056,337
124. STEADFAST INS CO	24,111,555
125. THROUGH TRANSPORT MUTUAL INS ASSOCIATION (EURASIA) LIMITED	0
126. TRADERS & PACIFIC INS CO	81,859
127. TRAVELERS EXCESS AND SURPLUS LINES CO	393,241
128. TUDOR INS CO	1,691,079
129. ULICO INDEMNITY CO *	1,180
130. UNITED NATIONAL INS CO	3,262,431
131. USF INS CO	8,586,922
132. USF&G SPECIALTY INS CO	340,334
133. WELLINGTON SPECIALTY INS CO	389,316
134. WESTCHESTER SURPLUS LINES INS CO	5,915,271
135. WESTERN WORLD INS CO	3,721,115
136. WIND RIVER INS CO	9,467
137. WURTTENBERGISCHE VERSICHERUNGS AG	93,401
138. XL SELECT INS CO	208,610
139. YORKSHIRE INS CO LIMITED, THE	0
140. ZURICH INTERNATIONAL (BERMUDA) LIMITED	3,739
141. ZURICH SPECIALTIES LONDON LIMITED	1,437,125
<b>Total Arizona Premiums for 141 Qualified Surplus Lines Insurers</b>	<b>569,986,835</b>

**\* FOOTNOTES:**

Item 89. Lloyd's of London Syndicates

Lloyd's of London Syndicates as follows: Syndicate Numbers: 2, 33, 79, 102, 183, 187, 190, 205, 227, 250, 282, 314, 318, 340, 382, 397, 435, 457, 510, 529, 557, 566, 570, 582, 588, 609, 623, 727, 735, 780, 800, 807, 839, 861, 958, 990, 994, 1003, 1007, 1036, 1047, 1084, 1096, 1173, 1176, 1183, 1200, 1202, 1204, 1206, 1209, 1211, 1218, 1221, 1225, 1241, 1243, 1245, 1301, 1400, 1411, 1414, 1511, 1607, 1611, 1861, 2000, 2001, 2003, 2010, 2011, 2020, 2027, 2121, 2147, 2241, 2323, 2488, 2591, 2607, 2623, 2724, 2791, 2987, 3000, 3030, 3210, 4444, 5000.

No other syndicates of the Lloyd's of London Syndicates may transact surplus line insurance under the name of the "Lloyd's of London Syndicates" in Arizona.

Item 112. QBE International Insurance Limited

Now known as QBE Insurance (Europe) Limited

Item 129. Ulico Indemnity Company

Now known as Darwin Select Insurance Company

# TOP 25 TYPES OF SURPLUS LINES BUSINESS WRITTEN

## 2005 Ranking of Top Twenty-Five Types of Surplus Lines Business by Premiums Written

(\$000 Omitted)

SURPLUS LINES BUSINESS DESCRIPTION	PREMIUMS WRITTEN
1. GENERAL CONTRACTORS AND DEVELOPERS GENERAL LIABILITY (GL30)	88,237
2. GENERAL LIABILITY (GL00)	48,171
3. EXCESS LIMITS GENERAL LIABILITY (GL19)	44,325
4. RESIDENTIAL SUBCONTRACTORS GENERAL LIABILITY (GL70)	41,237
5. MEDICAL MALPRACTICE PROFESSIONAL LIABILITY (PL22)	34,175
6. FIRE AND ALLIED LINES (FA00)	24,353
7. PROFESSIONAL LIABILITY (PL00)	16,424
8. GROUND APPLICATORS (CHEMICAL) GENERAL LIABILITY (GL32)	14,266
9. ROOFERS GENERAL LIABILITY (GL72)	11,207
10. EXCESS LIMITS AUTO LIABILITY (AL6)	9,589
11. HABITATIONAL RISKS FIRE AND ALLIED LINES (FA9)	7,097
12. ACCIDENT AND HEALTH (AH00)	6,910
13. AIRCRAFT AND AIRCRAFT PARTS MANUFACTURING PRODUCT LIABILITY (PROD1)	6,743
14. OFFICERS, DIRECTORS AND PUBLIC OFFICIALS PROFESSIONAL LIABILITY (PL26)	5,979
15. NEW VENTURES GENERAL LIABILITY (GL52)	5,368
16. LONG-HAUL TRUCKERS AUTO LIABILITY (AL11)	5,129
17. LAWYERS PROFESSIONAL LIABILITY (PL20)	4,838
18. TAVERNS AND BARS (INCLUDING LIQUOR LIABILITY) GENERAL LIABILITY (GL84)	4,685
19. HOSPITALS GENERAL LIABILITY (GL44)	4,483
20. HABITATIONAL RISKS GENERAL LIABILITY (GL34)	4,249
21. EMPLOYMENT PRACTICES PROFESSIONAL LIABILITY (PL13)	4,140
22. NURSING/CONVALESCENT HOMES PROFESSIONAL LIABILITY (PL25)	4,018
23. EXHIBITIONS/CONCERTS GENERAL LIABILITY (GL21)	3,949
24. PROPERTY MANAGEMENT PROFESSIONAL LIABILITY (PL27)	3,801
25. NURSING HOMES GENERAL LIABILITY (GL56)	3,618
<b>Current Year Top 25:</b>	
<b>406,989</b>	
<b>Total for Current Year: 141 Insurers</b>	
<b>569,987</b>	

*Note: Due to rounding, numbers may not produce the totals presented.*

### Total Arizona Qualified Surplus Lines Insurers Premiums

Premiums as reported by the Surplus Lines Association of Arizona

(\$000 Omitted)

